



CENTRAL UNION SCHOOL DISTRICT

September 11, 2023

MINUTES

The regular open public meeting of the Central Union School District Board of Trustees was held on **Monday, September 11, 2023** at District Presentation Center, 15783 18th Avenue, Lemoore, CA 93245. The Board meeting began with a preliminary open session at **5:30 p.m.** and adjourned into closed session at **5:30 p.m.** After the closed session the general open session was called to order at **6:02 p.m.** The meeting adjourned at **6:45 p.m.**

Any individual who requires a translator, disability-related accommodations or modifications including auxiliary aids and services in order to participate in the Board meeting should contact the Superintendent or designee in writing no later than 8:00 a.m. the day of the meeting.

Any writings or documents that are public records and are provided to a majority of the governing board regarding an open session item on this agenda will be made available for public inspection in the Central Union School District office located at 15783 18th Avenue, Lemoore, California during normal business hours.

If any visitor wishes to address the Board, the request form, entitled "*Request to Address the Board*" should be filled out as soon as possible. **Complete the form in its entirety and give it to the Superintendent.** Persons may speak to any item on the agenda when it comes up for discussion or persons may speak during the time designated, "Courtesy to Visitors." Persons speaking to the board should understand that the Board invites your comments. Most questions asked of the Board require research and/or investigation. Therefore, the Board may respond to your questions in writing. Your input is important. However, if the comments involve a District employee or a student, the President will, at that time, explain the rights of the Speaker and the rights of the employee and/or student. Each address to the Board should not exceed five minutes in length with no more than thirty minutes per item.

CUSD Mission Statement ~

Central Union School District seeks to be an exemplary learning community. We build the foundation of this community through meaningful relationships, relevant and engaging learning, effective communication, and providing a safe atmosphere. Each student will be treated as an individual, given the tools to be a lifelong learner, and taught to function as a member of a group and as a productive member of society. We challenge ourselves to be better than we think we can be, and advocate for the greater good of our community. Our success in this mission will build lifelong, confident learners, who have the tools necessary for success in a changing world.

1. OPEN PUBLIC SESSION:

- a.** Call to Order
- b.** Roll Call
- c.** Flag Salute

Trustees:

Dale Davidson, Jeffrey Gilcrease, and Ceil Howe III all were present.

District Administration:

Tom Addington
Traci Fullerton
Jared Johnson
Karla Burgos-Rodriguez
Teresa Santamaria
Davinder Sidhu

Site Administration:

Akers: Heiko Sweeney, Darin Denney
Central: Anne Gonzales, David Pilcher
Neutra: Elizabeth Alvarado, Brittany Gately
Stratford: Christina Gonzales, Tara Taylor

CUSD Employee Associations' Representatives and others in attendance

2. PRESENTATION(S):

- a. Ryan P. Tung (Lozano Smith) and Ken Reynolds (SchoolWorks) - District Trustee Boundaries [Video presentation]

3. DISTRICT REPORTS:

- a. Business Services - Unaudited Actuals Report
- b. Superintendent Update, Mr. Addington acknowledged today was Patriot Day marking the 22nd year anniversary of the events that took place on September 11th. Mr. Addington will also be attending the NAFIS Conference this coming weekend and early part of next week in Washington DC. He also shared that we were recently notified that Lemoore Area Transportation was approved for 5 electric school busses.

ENROLLMENT	BEG. OF YEAR 2022-23	BEG. OF YEAR 2023-24
AKERS	672	651
CENTRAL	226	227
NEUTRA	413	428
STRATFORD	283	278
TOTAL	1594	1584

4. COURTESY TO VISITORS:

Procedures: Persons speaking to the board should understand that the Board invites your comments. Most questions asked of the Board require research and/or

investigation. Therefore, the Board may respond to your questions in writing. Your input is important. However, if the comments involve a District employee or a student, the President will, at that time, explain the rights of the Speaker and the rights of the employee and/or student. Each address to the Board should not exceed three minutes in length with no more than thirty minutes per item.

5. **CORRESPONDENCE AND BOARD INFORMATION:**

- a. Technical edits and LCAP update

6. **CONSENT AGENDA:**

- a. Approved minutes from August 14, 2023, board meeting
- b. Approved new hires:
- | | | |
|------|------------------|------------------------------|
| i. | Emalee Herrera | Specialty Instructional Aide |
| ii. | Cutberto Nevarez | Maintenance Technician |
| iii. | Rie Pokrant | Specialty Instructional Aide |
| iv. | Roberto Torres | Gardener |
- c. Approved separation:
- i. 5-8/23
- ii. 6-8/23
- iii. 7-9/23
- d. Approved 2023-24 Coaches List
- e. Approved renewal agreement (2023-24) with Nearpod
- f. Approved agreement with Kings County Office of Education re Preschool
- g. Approved renewal agreement with Renaissance Learning
- h. Approved service agreement with Renaissance Learning for virtual training
- i. Approved revisions to Board Policy and Administrative Regulation 7150 Site Selection and Development
- j. Approved Agreement with School Services of California
- k. Accepted donation from Ladies Auxiliary of the Fleet Reserve Unit 260

Approve items a) through k)

Motion: Jeffrey Gilcrease

Seconded: Ceil Howe, III

Dale Davidson Vote: AYE
Jeffrey Gilcrease Vote: AYE

Ceil Howe, III Vote: AYE

7. **OLD BUSINESS:**

- a. none

8. **NEW BUSINESS:**

- a. It was announced that during the closed session held earlier tonight with a vote of 3-0 the Board has approved the unpaid leave request for Employee #8-9/23. The Superintendent or his designee is directed to take the necessary steps to notify

the employee of this action.

Motion: Jeffrey Gilcrease

Seconded: Ceil Howe, III

Dale Davidson Vote: AYE

Ceil Howe, III

Vote: AYE

Jeffrey Gilcrease Vote: AYE

- b. Approved August 2023 District warrants
- c. Approved August 2023 Fiscal Position Reports for General Fund and Cafeteria Fund
- d. Approved Resolution #R-09-11-2023 Budget Revisions and Certification of 2022-2023 Unaudited Actuals

One motion was made for items b, c and d

Motion: Ceil Howe, III

Seconded: Jeffrey Gilcrease

Dale Davidson Vote: AYE

Ceil Howe, III

Vote: AYE

Jeffrey Gilcrease Vote: AYE

- e. Approved Resolution #S-09-11-2023 Gann Amendment

Motion: Jeffrey Gilcrease

Seconded: Ceil Howe, III

Dale Davidson Vote: AYE

Ceil Howe, III

Vote: AYE

Jeffrey Gilcrease Vote: AYE

- f. Approved the opening of the hearing on the District's 2023-24 provisions of sufficient instructional materials and textbook

President Davidson provided an opportunity for the public to address the Central Union School District 2023-24 provisions of sufficient instructional materials and textbooks. No comments were provided.

Motion: Ceil Howe, III

Seconded: Jeffrey Gilcrease

Dale Davidson Vote: AYE

Ceil Howe, III

Vote: AYE

Jeffrey Gilcrease Vote: AYE

- g. Approved the closing of the hearing on the 2023-24 District's provisions of sufficient instructional materials and textbooks.

Motion: Jeffrey Gilcrease

Seconded: Ceil Howe, III

Dale Davidson	Vote: AYE	Ceil Howe, III	Vote: AYE
Jeffrey Gilcrease	Vote: AYE		

h. Approved Resolution #O-09-11-2023 Sufficiency of Instructional Materials and Textbooks

Motion: Ceil Howe, III	Seconded: Jeffrey Gilcrease
------------------------	-----------------------------

Dale Davidson	Vote: AYE	Ceil Howe, III	Vote: AYE
Jeffrey Gilcrease	Vote: AYE		

i. Approved Resolution #P-09-11-2023 Attendance Awareness Month

Motion: Jeffrey Gilcrease	Seconded: Ceil Howe, III
---------------------------	--------------------------

Dale Davidson	Vote: AYE	Ceil Howe, III	Vote: AYE
Jeffrey Gilcrease	Vote: AYE		

9. BOARD MEMBER COMMENTS: None

10. CLOSED SESSION

The Board of Trustees will meet to consider the following:

- a. Personnel
- b. Labor Negotiations (Gov. Code §54957.6)
Employee organization: CUETA and CUCEA

Respectively submitted,



President



Clerk



CENTRAL UNION SCHOOL DISTRICT

September 11, 2023

AGENDA

The regular open public meeting of the Central Union School District Board of Trustees will be held on **Monday, September 11, 2023** at District Presentation Center, 15783 18th Avenue, Lemoore, CA 93245. The Board meeting will begin with a preliminary open session at **5:30 p.m.** and adjourn into closed session. After the closed session the general open session will be called to order at **6:00 p.m.**

Any individual who requires a translator, disability-related accommodations or modifications including auxiliary aids and services in order to participate in the Board meeting should contact the Superintendent or designee in writing no later than 8:00 a.m. the day of the meeting.

Any writings or documents that are public records and are provided to a majority of the governing board regarding an open session item on this agenda will be made available for public inspection in the Central Union School District office located at 15783 18th Avenue, Lemoore, California during normal business hours.

If any visitor wishes to address the Board, the request form, entitled *“Request to Address the Board”* should be filled out as soon as possible. **Complete the form in its entirety and give it to the Superintendent.** Persons may speak to any item on the agenda when it comes up for discussion or persons may speak during the time designated, “Courtesy to Visitors.” Persons speaking to the board should understand that the Board invites your comments. Most questions asked of the Board require research and/or investigation. Therefore, the Board may respond to your questions in writing. Your input is important. However, if the comments involve a District employee or a student, the President will, at that time, explain the rights of the Speaker and the rights of the employee and/or student. Each address to the Board should not exceed five minutes in length with no more than thirty minutes per item.

CUSD Mission Statement ~

Central Union School District seeks to be an exemplary learning community. We build the foundation of this community through meaningful relationships, relevant and engaging learning, effective communication, and providing a safe atmosphere. Each student will be treated as an individual, given the tools to be a lifelong learner, and taught to function as a member of a group and as a productive member of society. We challenge ourselves to be better than we think we can be, and advocate for the greater good of our community. Our success in this mission will build lifelong, confident learners, who have the tools necessary for success in a changing world.

- 1. OPEN PUBLIC SESSION:**
 - a. Call to Order
 - b. Roll Call
 - c. Flag Salute

Trustees:

Dale Davidson, Jeffrey Gilcrease, and Ceil Howe III

District Administration:

Tom Addington
Traci Fullerton
Jared Johnson
Karla Burgos-Rodriquez
Teresa Santamaria
Davinder Sidhu

Site Administration:

Akers: Heiko Sweeney, Darin Denney
Central: Anne Gonzales, David Pilcher
Neutra: Elizabeth Alvarado, Brittany Gately
Stratford: Christina Gonzales, Tara Taylor

CUSD Employee Associations' Representatives and others in attendance

2. PRESENTATION(S):

- a. Ryan P. Tung (Lozano Smith) and Ken Reynolds (SchoolWorks) - District Trustee Boundaries [Video presentation]

3. DISTRICT REPORTS:

- a. Business Services - Unaudited Actuals Report (ts)
- b. Superintendent Update (ta)

ENROLLMENT	BEG. OF YEAR 2022-23	BEG. OF YEAR 2023-24
AKERS	672	651
CENTRAL	226	227
NEUTRA	413	428
STRATFORD	283	278
TOTAL	1594	1584

4. COURTESY TO VISITORS:

Procedures: Persons speaking to the board should understand that the Board invites your comments. Most questions asked of the Board require research and/or investigation. Therefore, the Board may respond to your questions in writing. Your input is important. However, if the comments involve a District employee or a student, the President will, at that time, explain the rights of the Speaker and the rights of the employee and/or student. Each address to the Board should not exceed three minutes in length with no more than thirty minutes per item.

5. CORRESPONDENCE AND BOARD INFORMATION:

- a. Technical edits and LCAP update

6. CONSENT AGENDA:

- a. Approve minutes from August 14, 2023, board meeting (ta)
- b. Approve new hires:
 - i. Emalee Herrera Specialty Instructional Aide
 - ii. Cutberto Nevarez Maintenance Technician
 - iii. Rie Pokrant Specialty Instructional Aide
 - iv. Roberto Torres Gardener
- c. Approve separation:
 - i. 5-8/23
 - ii. 6-8/23
 - iii. 7-9/23
- d. Approve 2023-24 Coaches List (ta)
- e. Approve renewal agreement (2023-24) with Nearpod (ta)
- f. Approve agreement with Kings County Office of Education re Preschool (ta)
- g. Approve renewal agreement with Renaissance Learning (ta)
- h. Approve service agreement with Renaissance Learning for virtual training (ta)
- i. Approve revisions to Board Policy and Administrative Regulation 7150 Site Selection and Development (ta)
- j. Approve Agreement with School Services of California (ta)
- k. Accept donation from Ladies Auxiliary of the Fleet Reserve Unit 260 (ea)

Approve items a) through k)

7. OLD BUSINESS:

- a. none

8. NEW BUSINESS:

- a. Announce out any closed session decisions. (ta)
- b. Approve August 2023 District warrants (ts)
- c. Approve August 2023 Fiscal Position Reports for General Fund and Cafeteria Fund (ts)
- d. Approve Resolution #R-09-11-2023 Budget Revisions and Certification of 2022-2023 Unaudited Actuals (ts)
- e. Approve Resolution #S-09-11-2023 Gann Amendment (ts)
- f. Approve the opening of the hearing on the District's 2023-24 provisions of sufficient instructional materials and textbook

President Davidson provides an opportunity for the public to address the Central Union School District 2023-24 provisions of sufficient instructional

materials and textbooks.

- g.** Approve the closing of the hearing on the 2023-24 District's provisions of sufficient instructional materials and textbooks.
- h.** Approve Resolution #O-09-11-2023 Sufficiency of Instructional Materials and Textbooks (ds)
- i.** Approve Resolution #P-09-11-2023 Attendance Awareness Month (ta)

9. BOARD MEMBER COMMENTS

10. CLOSED SESSION

The Board of Trustees will meet to consider the following:

- a.** Personnel
- b.** Labor Negotiations (Gov. Code §54957.6)
Employee organization: CUETA and CUCEA

Thomas Addington

Superintendent

15783 18th Avenue
Lemoore, CA 93245
Telephone (559) 924-3405
Fax (559) 924-1153



Board Members

Dale Davidson
Jeffrey Gilcrease
Ceil Howe, III

To: Central Union School Board of Trustees
From: Davinder K. Sidhu, Assistant Superintendent, Educational Services
Date: September 7, 2023

For Board Meeting

- Action (Consent or New Business)
- Information

Item:

Final clarification of 2023-2024 LCAP with Kings County Office of Education analysis.

Rationale/Purpose:

The Local Control and Accountability Plan (LCAP) is the key component of California's Local Control Funding Formula (LCFF). The LCFF is the primary funding mechanism for K-12 public schools in California, and the LCAP is a tool for local educational agencies to set goals, plan actions, and leverage resources to meet those goals to improve student outcomes

Following the development and approval of the District's LCAP, the document is provided to the County Office of Education for review. KCOE's role in the process is to ensure that the plan aligns with the district's funding and the state's priorities.

During the review by KCOE, should a section or component of the LCAP fail to meet the state's requirements or if there are areas where the plan may be improved for clarification, KCOE provides technical assistance and collaborative edits in order to finalize the plan.

Following the technical review, KCOE sought technical edits in the LCAP Goals/Actions with increased or improved services Sections. These technical edits were made, and KCOE has accepted the clarifications in the plan.

Fiscal Impact:

None. No changes to fiscal commitments.

Recommendation:

Acknowledge updates to the LCAP.



LCFF Budget Overview for Parents

Local Educational Agency (LEA) Name: Central Union Elementary Sch Dist

CDS Code: 16-63883-0000000

School Year: 2023-24

LEA contact information:

Tom Addington

Superintendent

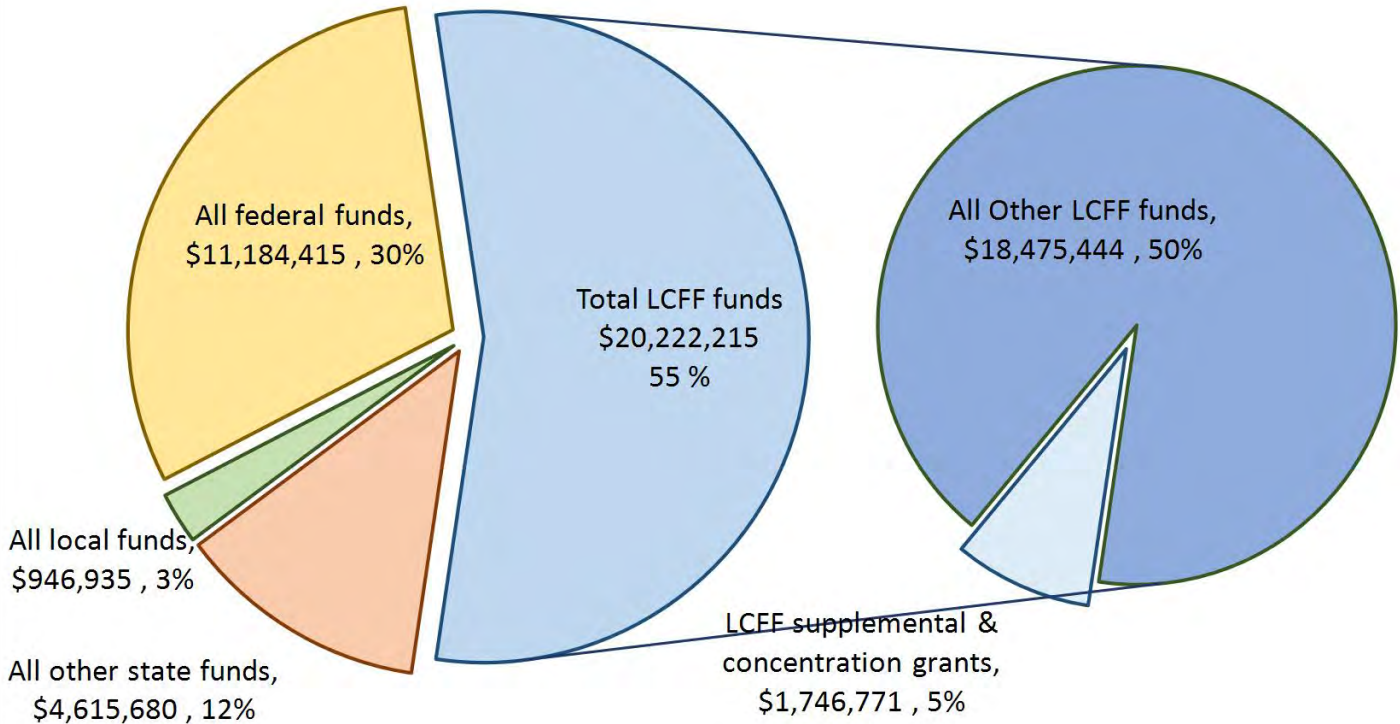
tadding@central.k12.ca.us

(559) 925-2619

School districts receive funding from different sources: state funds under the Local Control Funding Formula (LCFF), other state funds, local funds, and federal funds. LCFF funds include a base level of funding for all LEAs and extra funding - called "supplemental and concentration" grants - to LEAs based on the enrollment of high needs students (foster youth, English learners, and low-income students).

Budget Overview for the 2023-24 School Year

Projected Revenue by Fund Source

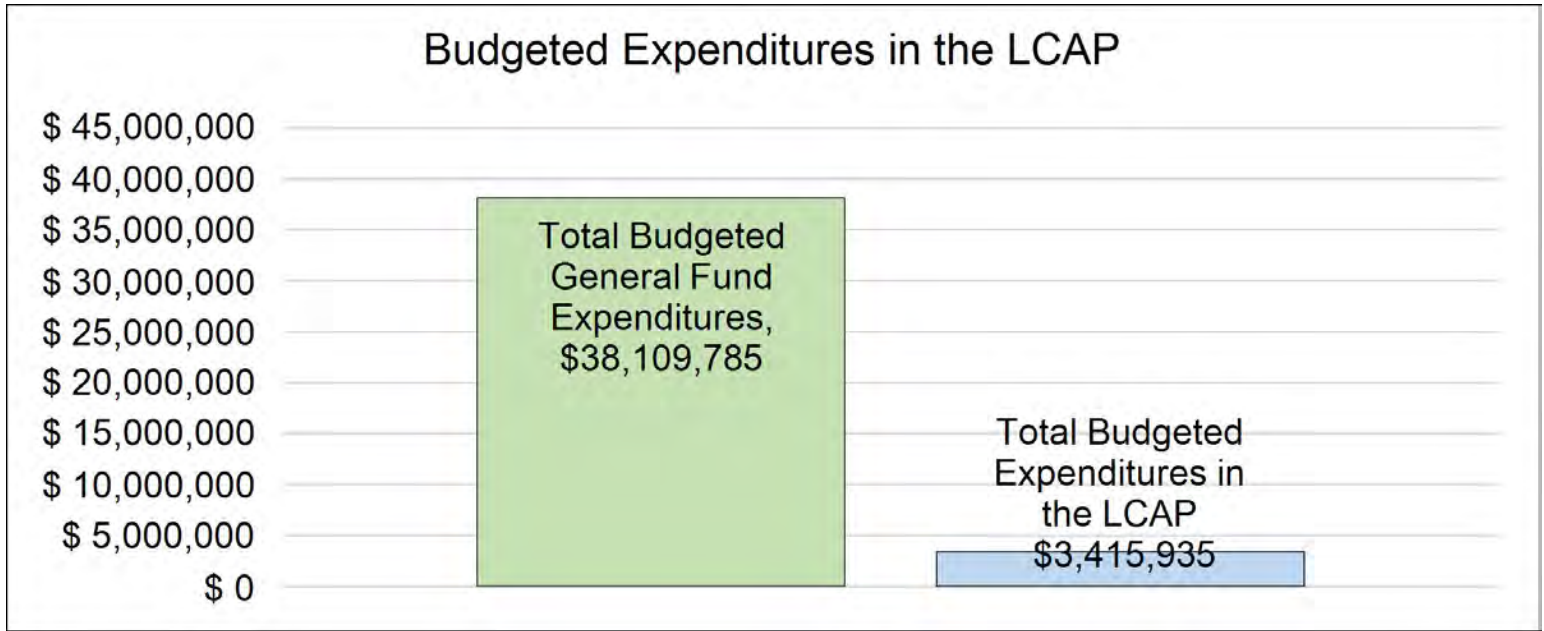


This chart shows the total general purpose revenue Central Union Elementary Sch Dist expects to receive in the coming year from all sources.

The text description for the above chart is as follows: The total revenue projected for Central Union Elementary Sch Dist is \$36,969,245, of which \$20,222,215 is Local Control Funding Formula (LCFF), \$4,615,680 is other state funds, \$946,935 is local funds, and \$11,184,415 is federal funds. Of the \$20,222,215 in LCFF Funds, \$1,746,771 is generated based on the enrollment of high needs students (foster youth, English learner, and low-income students).

LCFF Budget Overview for Parents

The LCFF gives school districts more flexibility in deciding how to use state funds. In exchange, school districts must work with parents, educators, students, and the community to develop a Local Control and Accountability Plan (LCAP) that shows how they will use these funds to serve students.



This chart provides a quick summary of how much Central Union Elementary Sch Dist plans to spend for 2023-24. It shows how much of the total is tied to planned actions and services in the LCAP.

The text description of the above chart is as follows: Central Union Elementary Sch Dist plans to spend \$38,109,785 for the 2023-24 school year. Of that amount, \$3,415,935 is tied to actions/services in the LCAP and \$34,693,850 is not included in the LCAP. The budgeted expenditures that are not included in the LCAP will be used for the following:

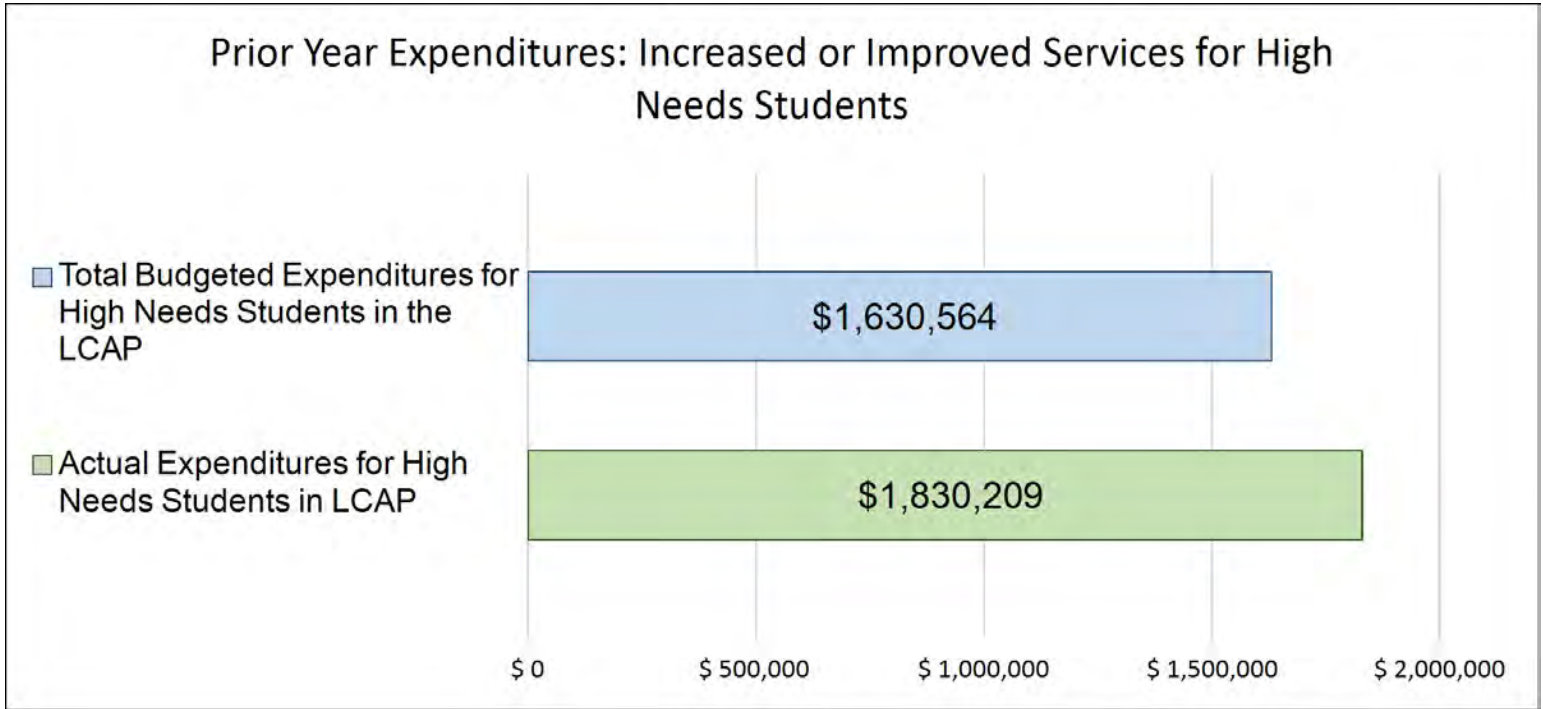
District site administrative salaries and benefits, maintenance and operations expenditures, retiree benefits, transportation, utilities, instructional supplies, and other professional services.

Increased or Improved Services for High Needs Students in the LCAP for the 2023-24 School Year

In 2023-24, Central Union Elementary Sch Dist is projecting it will receive \$1,746,771 based on the enrollment of foster youth, English learner, and low-income students. Central Union Elementary Sch Dist must describe how it intends to increase or improve services for high needs students in the LCAP. Central Union Elementary Sch Dist plans to spend \$1,830,209 towards meeting this requirement, as described in the LCAP.

LCFF Budget Overview for Parents

Update on Increased or Improved Services for High Needs Students in 2022-23



This chart compares what Central Union Elementary Sch Dist budgeted last year in the LCAP for actions and services that contribute to increasing or improving services for high needs students with what Central Union Elementary Sch Dist estimates it has spent on actions and services that contribute to increasing or improving services for high needs students in the current year.

The text description of the above chart is as follows: In 2022-23, Central Union Elementary Sch Dist's LCAP budgeted \$1,630,564 for planned actions to increase or improve services for high needs students. Central Union Elementary Sch Dist actually spent \$1,830,209 for actions to increase or improve services for high needs students in 2022-23.



Local Control and Accountability Plan

The instructions for completing the Local Control and Accountability Plan (LCAP) follow the template.

Local Educational Agency (LEA) Name	Contact Name and Title	Email and Phone
Central Union Elementary Sch Dist	Tom Addington Superintendent	taddingt@central.k12.ca.us (559) 925-2619

Plan Summary [2023-24]

General Information

A description of the LEA, its schools, and its students in grades transitional kindergarten–12, as applicable to the LEA.

CUSD is an incredible place for educational opportunity for the children and families in our community. CUSD is proud of its history. It is through the labors and partnerships of staff, parents, and the community that CUSD achieves its successes. CUSD is a safe, caring, and academically oriented District. The District is confident that each child will have an excellent experience because of the combined efforts of its staff, parents, and community working with a common vision for ALL children.

CUSD Vision

Central Union Schools will be known as world-class quality schools for all students, empowering every student to excel to their highest potential.

CUSD Mission Statement

Central Union School District seeks to be an exemplary learning community. We build the foundation of this community through meaningful relationships, relevant and engaging learning, effective communication, and providing a safe atmosphere. Each student will be treated as an individual, given the tools to be a lifelong learner, and taught to function as a member of a group and as a productive member of society. We

challenge ourselves to be better than we think we can be, and advocate for the greater good of our community. Our success in this mission will build lifelong, confident learners, who have the tools necessary for success in a changing world.

CUSD is comprised of 4 schools with 3 distinct populations.

Akers and Neutra Schools are located on the NAS Lemoore Base serving primarily military dependent students and some civilian employee dependents. These schools serve a very diverse population with the greatest number of ethnic groups of our schools. And while they have a relatively small English Learner population, it is again are our most diverse English Learners including more than 6 different languages.

Central School is located near the Santa Rosa Rancheria, which belongs to the federally recognized Tachi Yokut tribe, and serves a significant Native American Population. And while our Native American students are often not in the Unduplicated student group, they have historically been one of our most at risk student groups. Finally, Stratford School is located in a rural farming community with many of its students English Learners.

While the District is comprised of very different schools, it strives to provide a cohesive and equitable program to meet the needs of all students to ensure success. This is accomplished in part by Central's focused efforts in two key research and evidence-based practices to ensure greatest success for ALL Students. The District is actively working on the implementation and refinement of a Multi-Tiered System of Support (MTSS) addressing both the academic and social-emotional & behavioral needs of students. This includes Tier 1 guarantees for all students on both sides of this system. In addition, Tier 2 supports have been implemented focusing on providing the supports needed for students to meet grade level Essential Standards in ELA and Math. Tier 2 continues to be refined for continuous improvement. Tier 3 supports for our most at risks students is also being addressed. Secondly, the district is committed to an effective and sustainable Professional Learning Community (PLC). Both classified and certificated staff have received training on the "why" for PLCs. Districtwide and Site level teams have been established and coaching of teams through partnerships has been provided. Administrators collaborate reviewing and analyzing District and Site data as well as sharing effective strategies leading to successes and asking questions. In Central Union, ALL means ALL.

CUSD is located in a rural community in the Central Valley. Pre-pandemic (2019-20), District enrollment was 1875, compared to 2022-23, enrollment of 1675. This loss of enrollment coupled with attendance challenges impact student learning, staff, and funding. Like most districts, we have seen increases in social-emotional, behavioral, and mental health needs in our students both in frequency and severity. Staff alike have been impacted as well both personally and professionally as they strive to meet the needs of their students and families.

Reflections: Successes

A description of successes and/or progress based on a review of the California School Dashboard (Dashboard) and local data.

DISTRICT SUCCESSES and/or PROGRESS BASED ON DATA AVAILABLE

ATTENDANCE

91.8% 2021-22 P2 Data

95.9% 2022-23 P2 Data

CHRONIC ABSENTEEISM Rate (DataQuest 2021-22)

Central Union Elementary School District 24.9%

Kings County 36.9%

Statewide 30.8%

2022-23 Local Data (SchoolZilla - May 2023)

All Students, 9.5%

Foster Youth, 4.8%

English Learners, 4.2%

Socio-economically Disadvantaged, 8.9%

SWD 12.1%

American Indian 20.2%

African American 6.8%

SUSPENSION RATE (SchoolZilla - May 2023 from CA Schools Dashboard Fall 2022)

All Students, High, 3.1% from 3.7%

Socio-economically, 2.5% from 3.7%

Foster Youth, Very High, 4.8% from 17.2%

SWD, 2.6% from 3.1%

American Indian, 5.2% from 9.3%

LEARNING IN BROAD COURSE OF STUDY

ELA 98%

Math 97%

Science 100%

Social Studies 99%

PE/Health 100%

Arts 100%

(Visual/Performing)

ELD for ELs 100%

(T2 Data)

Middle School Drop out Rate 0%

(CALPADS Reports 1.12 (2022-23))

Expulsion Rate

0%

(DataQuest 2021-22 data)

2022-23 ADDITIONAL LOCAL DATA

ENGLISH LANGUAGE ARTS

iReady ELA Diagnostic Data indicates the number of students Proficient increased from 26.4% (Fall 22-23) to 55.3% (Spring 22-23)

English Learners 4.3% to 28.1%

Foster Youth 10% to 33.3%

Socio-Economically Disadvantaged (55.4% Spring 2023)

SWD 4.7% to 27%

American Indian 8.1% to 30.1%

African American 31.5% to 59.2%

MATHEMATICS

iReady Math Diagnostic Data indicates the number of students Proficient increased from 13% (Fall 22-23) to 45.8% (Spring 22-23)

English Learners 2.2% to 20.9%

Foster Youth 15% to 47.6%

Socio-Economically Disadvantaged (44.2% Spring 2023)

SWD 8.9% to 31.2%

American Indian 1.6% to 23.9%

African American 9.2% to 43.8%

Although Attendance and Suspension Rates have not yet returned to pre-pandemic levels, through efforts in place, the district continues to see improvement (See previous Chronic Absenteeism in Identified Need Dashboard data). Local Academic data based on iReady Diagnostic shows significant growth in ELA and Math for students from Fall to Spring 22-23.

The LEA plans to build upon these successes:

Pre-COVID19, ALL students were making progress towards proficiency and student groups were demonstrating closing of learning gaps with a Multi-Tiered System of Supports (MTSS) in place and strong Professional Learning Communities focusing of data driven instruction. The district plans to build on successes by continuing to refine and strengthen MTSS and continue to support Professional Learning Communities with emphasis on the Continuous Cycle of Improvement by leveraging data.

Reflections: Identified Need

A description of any areas that need significant improvement based on a review of Dashboard and local data, including any areas of low performance and significant performance gaps among student groups on Dashboard indicators, and any steps taken to address those areas.

ATTENDANCE

91.8% 2021-22 P2 Data

CHRONIC ABSENTEEISM

Fall 2022 Dashboard, 7 of 10 Student Groups in Very High.

All Students, Very High, 25.2%

Socio-economically Disadvantaged, Very High, 29.9%

English Learners, Very High, 31.8%

Foster Youth, Very High, 41.4%

SWD, Very High, 32.4%

American Indian, Very High, 68.4%

Hispanic, Very High, 32.7%

Two or More Races, Very High, 23.4%

SUSPENSION RATE (Fall 2022 Dashboard)

All Students, High, 3.5%

Socio-economically Disadvantaged, High, 3.7%

English Learners, Medium, 1.9%

Foster Youth, Very High, 17.2%

SWD, High, 3.1%

American Indian, Very High, 9.3%

African American, very High, 6.1%

ACADEMIC INDICATOR - ENGLISH LANGUAGE ARTS (Fall 2022 Dashboard)

Fall 2022 Dashboard, 2 of 9 Student Groups in Very Low.

All Students, Low, 11.6 pts below standard

Socio-economically Disadvantaged, Low, 29.7 pts below standard

English Learners, Low, 62.2 pts below standard

Foster Youth, Very Low, 108.3 pts below standard

SWD, Very Low, 72.3 pts below standard

American Indian, Low, 68.7 pts below standard

ACADEMIC INDICATOR - MATHEMATICS (Fall 2022 Dashboard)

Fall 2022 Dashboard, 4 of 9 Student Groups in Very Low.

All Students, Low, 34.7 pts below standard

Socio-economically Disadvantaged, Low, 56.9 pts below standard

English Learners, Very Low, 96 pts below standard

Foster Youth, Very Low, 115.9 pts below standard

SWD, Very Low, 96.2 pts below standard

American Indian, Very Low, 99.5 pts below standard

Based on analysis of data, student groups most at risk are American Indians, Students with Disabilities, and Unduplicated Students.

Attendance and Chronic Absenteeism Rates indicate that Student Engagement & Connectedness must continue to be a high priority. Like other Districts, Central is committed to accelerating learning for all students. The District will continue to focus on closing achievement gaps for student groups.

Central Union Elementary School District has been identified for Differentiated Assistance based on data for our Student with Disabilities, Foster Youth, and American Indian student groups. During the 22-23 year, the district partnered with Kings County Office of Education in analyzing data and completing a root cause analysis of these student groups' needs. Current year local data show strides already in addressing some of these areas, but 23-24 will include careful monitoring and continuous adjusting based on data. Pupil Engagement and School Climate are addressed in Goal 2. Pupil Achievement is in Goal 3.

Student groups are identified for the following reasons:

Students with Disabilities (SWD)

Pupil Engagement (Chronic Absenteeism)

Pupil Achievement (Academic Indicators ELA/Math)

Foster Youth (FY)

Pupil Engagement (Chronic Absenteeism)

Pupil Achievement (Academic Indicators ELA/Math)

School Climate (Suspension Rate)

American Indian (AI)

Pupil Engagement (Chronic Absenteeism)

School Climate (Suspension Rate)

In order to address our greatest areas of need, CUSD will

1. Engage Unduplicated Students, meeting their social-emotional needs and strengthening their school connections.
2. Continue its focus on ALL Means ALL.
This includes three key steps:
 - 1 - addressing the social-emotional and behavioral needs of our students
 - 2 - enabling students to achieve at high standards and engage productively
 - 3 - have access to and utilize timely data to carefully monitor progress of student groups priority areas

LCAP Highlights

A brief overview of the LCAP, including any key features that should be emphasized.

Goal 1: CONDITIONS FOR LEARNING leading to college and career readiness

Action 1: Basic Services (appropriately assigned and credentialed teachers, standards-aligned materials, facilities in good repair.)

Action 2: Implementation of State Standards (Grade level standards-aligned Instruction for Tier 1, Designated and Integrated ELD for English Learners.

Action 3: Broad Course of Study for ALL students

Goal 2: ENGAGE Parents, Students, and Community

Action 1: Engage Parents (Student Inventory, parent resources, input, 2-way communication system, and additional teacher contact.

Action 2: Engage Students (MTSS for Social-Emotional and Behavioral needs, Tier I SEL Curriculum, Trauma Informed Practices, Counselors and PE Teachers collaborating to promote Social and Emotional learning through physical Activity, SMART Goals and plans for celebrating and improving attendance each site.)

Action 3: School Climate of Safety and Connectedness (Connectedness strategies at all sites, Resource Officer, Safety & Security Enhancements, Stop It (Bully Program), Raptor (screening of adults on campus), and Securly (internet filtering software))

Goal 3: ACHIEVEMENT of state adopted standards through data driven decision making

Action 1: PLC Process and MTSS/RTI (Comprehensive PD Plan, PD Materials/Supplies & Supplementary Materials, MTSS/RTI for Academics with emphasis on Essentials Standards, Implement Balanced Assessment Plan including Academic Screener 3 times per year, Local Assessment & Data Management Systems for purposes of collaboration in monitoring and decision making, and Professional Learning Communities)

Action 2: Replace Technology Devices

Action 3: Targeted Additional Services (Summer Learning Opportunities and Targeted Interventions beyond the school day)

Action 4: Targeted Additional Services for English Learners (Targeted Intensive ELD and Intervention services beyond the school day)
Action 5: ELD Coaching & Supplementary Materials
Action 6: Instructional Aides
Action 7: Title I Program District Administrative Costs
Action 8: Title I Homeless Set-Aside - Services to Homeless students across the District.

Comprehensive Support and Improvement

An LEA with a school or schools eligible for comprehensive support and improvement must respond to the following prompts.

Schools Identified

A list of the schools in the LEA that are eligible for comprehensive support and improvement.

The LEA has no schools identified for CSI.

Support for Identified Schools

A description of how the LEA has or will support its eligible schools in developing comprehensive support and improvement plans.

The LEA has no schools identified for CSI.

Monitoring and Evaluating Effectiveness

A description of how the LEA will monitor and evaluate the plan to support student and school improvement.

The LEA has no schools identified for CSI.

Engaging Educational Partners

A summary of the process used to engage educational partners and how this engagement was considered before finalizing the LCAP.

Central uses a process to consult with Educational Partners on the LCAP and Annual update through both group and individual input opportunities. The process includes consultation with staff, parents, community and students. This is accomplished through meetings with a variety of committees/Educational Partner groups as well as Local Surveys for Parent/Guardians, Staff (Classified and Certificated), and students. A variety of modes are used to provide notification of meetings including email, ParentSquare, and phone calls. Data and Annual update information are also shared at meetings. Surveys and meetings also provided opportunity for questions and input. Translators are available at meetings if needed. Written translation of Agendas and Minutes are also provided as needed.

District Advisory Committee (DAC) - includes Parents (including parents of English Learner and Student with Exceptional Needs), Administrators, and Community Members

October 6, 2022

February 2, 2023

April 13, 2023

Indian Education Counsel (IEC)

October 18, 2022

November 15, 2022

February 21, 2022

March 14, 2023

April 18, 2023

District English Learner Advisory Committee (DELAC)

October 27, 2022

January 26, 2023

March 9, 2023

April 27, 2023

Local Bargaining Units

Certificated - May 30 and June 2, 2023

Classified Bargaining Units - May 31, 2023

Kings County SELPA - June 2, 2023

District Board Meetings - includes Community Members

September 12, 2022
October 17, 2022
February 13, 2023
June 12, 2023 (Public Hearing)
June 16, 2023 (Adoption)

In addition to the above district committee's sites share information and opportunity for input at the site through Staff Meetings, English Learner Advisory Committees (ELAC), and School Site Counsel (SSC) Meetings.

LEA Staff (classified, teachers, and administrators) were provided an opportunity to provide input through the 2022-23 Survey.

Parents/Community provided input through the 2022-23 Survey (as well as various committees listed above).

Students provided input to the LCAP through the Winter 2023 Student Survey.

Members of the public were notified of the opportunity to submit comments regarding specific actions and expenditures proposed to be included.

A summary of the feedback provided by specific educational partners.

Feedback from specific educational partner groups included:

District Advisory Committee (DAC) - Feedback from this group was that the 3-year plan was working overall. They indicated that ELD Coaching (Goal 3.5) should continue. They suggested refining of progress monitoring of English Learners.

District English Learner Advisory Committee (DELAC) - Parents indicate that needs of their students are being met. Overall, they indicated that 3-year plan was still appropriate and working. Parent member express a need for assistance for them in helping their children. A concern was expressed about more parents needing to attend opportunities for information and opportunity to ask questions. It was shared that not all parents are comfortable with technology. The committee recommended continuing with the Interventions (Goal 3.3) throughout the year.

Indian Education Counsel (IEC) - Feedback from this group was that the 3-year plan was working overall. Feedback primarily centered around Goal 2. They indicated that "Parents need to be more involved" (Goal 2.1). In order to increase student Engagement (Goal 2.2) and Sense of Connectedness (Goal 2.3), they recommended "promoting more cultural connectedness with the school" and gave examples of writing prompts and projects that would benefit from a few options to considering culture. The committee recommended the continuation of project based learning and the use of student presentations as both "engaging and powerful" learning tools that "develop a sense of pride in students" (Goal 1.2 Standards aligned instruction and Goal 3.1 MTSS/RTI - Rigorous Tier 1 Instruction). IEC noted the district's improvements with attendance and academics this year and encourage continued improvement.

Local Bargaining Units did not recommend any significant changes to the 3-year plan. They did indicate that Panorama Survey (Supporting Goal 2.2 and 2.3) data is providing good information and next steps would be greater understanding of resources available in Panorama to respond based on the data. The importance of clarity at each site of School-wide Expectations including in each area of the campus for students' behavioral success (Goal 2.2).

LEA Staff (classified, teachers, and administrators)- Overall, staff surveys indicate a continued support of actions included in the goals of the current 3-year plan. Staff Surveys recommend continuing interventions, continuing on our PLC Journey and MTSS in a focused way, and the supports in place for students. Staff note that student post pandemic behaviors continue to be a concern with refinement needed in the behavior side of MTSS.

Kings County SELPA - During the consultation the SELPA was please to see the 2022-2023 local data showing the progress the district is making with student groups in Goal 2 focused on Student social-emotional behavioral well-being, connectedness and sense of safety and Goal 3 student achievement. For goal 2, the SELPA shared an effective practice other districts are using to reduce chronic absenteeism. The practice will be shared with sites to support them in further reducing Chronic Absenteeism. A practice for increasing student connectedness of students not connected that other districts are having success using was also share and will be communicated to sites. The SELPA suggested consideration for actively seeking out SWD to join/participate in activities and monitoring of rate participation of SWD compared to other students.

Students - Student Surveys show the significant impact on relationships (connectedness) and sense of safety with students recovering in these area. The data indicates the significant need for ongoing actions addressing the social, emotional, and mental health needs of students. Students also report need in Emotional Regulation - knowing how to manage their moods and remain calm when things go wrong. They indicate the importance of P.E. teachers and technology in supporting their learning.

Trends that emerged

Educational Partners consistently affirmed the Goals and Actions in the current 3-year plan. The District should continue: focus on Attendance & Chronic Absenteeism, interventions, collaboration of PE and Counselors, and student supports. Refinements recommended were more increased numbers of parents and greater, Behavioral site of MTSS (Goal 2.2),

A description of the aspects of the LCAP that were influenced by specific input from educational partners.

For Goal 1: Basic Services

Educational partners agree that appropriately credentialed and assigned staff, standards aligned instructional materials, and schools in good repair are important. The District has and will consistently provide this and no input indicating needs or changes were provided.

For Goal 2: Engagement

Consistently Educational Partners indicated the concern for students social, emotional, and behavioral well being. Goal 2, Action 2 focuses on Actively Engaging Students in the Learning Process. It includes the implementation of MTSS for social, emotional, and behavioral needs, Social Emotional Curriculum, Counselors, and Engaging PE with coaches collaborating with counselors. Partners express the need for greater parent participation in opportunities for Parent Engagement opportunities for gaining information and understanding in partnering for their child's success. This will continue to be a focus. Goal 2, Action 1 focuses on Engaging Parents in the Learning process and includes resources and opportunities for parents and parent committees communicated to families through a system for 2-way communication with embedded translation. Based on input, more parent resources will be shared as a part of the existing action.

For Goal 3: Achievement

All educational partner groups expressed ongoing needs for Intervention and accelerating learning (Goal 3, Action 3 and 4). Input included continued work in PLCs, Academic Screener, focused PLCs and Professional Learning, which are included in Goal 3, Action 1.

Goals and Actions

Goal

Goal #	Description
1	All Students will be provided the CONDITIONS FOR LEARNING leading to college and career readiness. They will receive a broad educational program delivered by qualified staff using standards aligned instructional materials in facilities which are well maintained.

An explanation of why the LEA has developed this goal.

Ensuring the Conditions for Learning are in place and ALL students have equitable access to them is foundational to student success.

Goal developed to address the following State Priorities and measured by the aligned metrics: (See Baseline data below)

- Priority 1 - Basic Services
- Priority 2 - Implementation of State Standards
- Priority 7 - Access to Broad Course of Study

Measuring and Reporting Results

Metric	Baseline	Year 1 Outcome	Year 2 Outcome	Year 3 Outcome	Desired Outcome for 2023–24
1A Teachers appropriately assigned & fully credentialed	Met (Priority 1 Basic Services at School: Self-Reflection Tool)	Met (Priority 1 Basic Services at School: Self-Reflection Tool)	Met (Priority 1 Basic Services at School: Self-Reflection Tool)		Met (Priority 1 Basic Services at School: Self-Reflection Tool)
1B Pupil Access to standards-aligned Instructional Materials	1A Teachers With Full Credential - 99 Without Full Credential - 2	1A Teachers With Full Credential - 103 Without Full Credential - 0	1A Teachers appropriately assigned & fully credentialed. 100% Teachers appropriately assigned		1A Teachers appropriately assigned & fully credentialed. 100% Teachers appropriately assigned
1C Facilities maintained in good repair	Teaching Outside Subject Area of Competence (with full credential) - 0	Teaching Outside Subject Area of Competence (with full credential) - 0	100% Teachers fully credentialed		100% Teachers fully credentialed

Metric	Baseline	Year 1 Outcome	Year 2 Outcome	Year 3 Outcome	Desired Outcome for 2023–24
	<p>1B Instructional Materials Instructional Materials 100% - Goal Met.</p> <p>1C Facilities 100% Facilities Good or Better - Goal Met.</p>	<p>1B Instructional Materials Instructional Materials 100% - Goal Met.</p> <p>1C Facilities 100% Facilities Good or Better - Goal Met.</p>	<p>(State teacher data not available. Local data from HR)</p> <p>1B Instructional Materials Instructional Materials 100% - Goal Met.</p> <p>1C Facilities 100% Facilities Good or Better - Goal Met.</p> <p>(2022 SARCs)</p>		<p>1B Instructional Materials Instructional Materials 100% - Goal Met.</p> <p>1C Facilities 100% Facilities Good or Better - Goal Met.</p>
2A Implementation of SBE adopted content and performance standards	<p>Met (Priority 2: Implementation of State Standards Reflection Tool)</p> <p>1. PD for teaching to Standards 4-Full Implementation 2. Instructional Materials aligned to Standards 5-Full Implementation & Sustainability 3. Policies & Programs supporting staff in identifying where they can improved 4-Full Implementation</p>	<p>Met (Priority 2: Implementation of State Standards Reflection Tool)</p> <p>1. PD for teaching to Standards 4-Full Implementation 2. Instructional Materials aligned to Standards 5-Full Implementation & Sustainability 3. Policies & Programs supporting staff in identifying where they can improved 4-Full Implementation</p>	<p>Met (Priority 2: Implementation of State Standards Reflection Tool)</p> <p>*Providing PD for teaching Standards 4 *Instructional Materials aligned to Standards 5 *Progress Implementing Policies & Programs supporting staff in identifying where they can improved 4 *Other Adopted Academic Standards 3</p>		<p>Met (Priority 2: Implementation of State Standards Reflection Tool)</p> <p>*Providing PD for teaching Standards 4 *Instructional Materials aligned to Standards 5 *Progress Implementing Policies & Programs supporting staff in identifying where they can improved remained a 4 *Other Adopted Academic Standards 4</p>

Metric	Baseline	Year 1 Outcome	Year 2 Outcome	Year 3 Outcome	Desired Outcome for 2023–24
	*Other Adopted Academic Standards 3-Initial Implementation *Support for Teachers and Administrators 4- Full Implementation	*Other Adopted Academic Standards 3-Initial Implementation *Support for Teachers and Administrators 4- Full Implementation	*Support for Teachers and Administrators 4		*Support for Teachers and Administrators 4
2B Programs/Services enable ELs to access CA and ELD Standards	Met (Priority 2: Implementation of State Standards Reflection Tool) See details above. 100% ELs access and enrollment in courses aligned to CA State Standards. 100% ELs access and enrollment in ELD. (2020-21 Master Schedule)	Met (Priority 2: Implementation of State Standards Reflection Tool) See details above. 100% ELs access and enrollment in courses aligned to CA State Standards. 100% ELs access and enrollment in ELD. (2021-22 Master Schedule)	Met (Priority 2: Implementation of State Standards Reflection Tool) See details above. 100% ELs access and enrollment in courses aligned to CA State Standards. 100% ELs access and enrollment in ELD. (2022-23 Master Schedule)		Met (Priority 2: Implementation of State Standards Reflection Tool) See details above. 100% ELs access and enrollment in courses aligned to CA State Standards. 100% ELs access and enrollment in ELD. (2023-24 Master Schedule)
7A Broad Course of study	100% Students have access to ELA, Math, Science, HSS, Physical Education/Health and Integrated Visual and Performing Arts 100% ELD for ELs	100% Students have access to ELA, Math, Science, HSS, Physical Education/Health and Integrated Visual and Performing Arts 100% ELD for ELs	100% Students have access to ELA, Math, Science, HSS, Physical Education/Health and Integrated Visual and Performing Arts 100% ELD for ELs		100% Students have access to ELA, Math, Science, HSS, Physical Education/Health and Integrated Visual and Performing Arts 100% ELD for ELs

Metric	Baseline	Year 1 Outcome	Year 2 Outcome	Year 3 Outcome	Desired Outcome for 2023–24
	(2020-21 Master Schedule)	(2021-22 Master Schedule)	(2022-23 Master Schedule)		(2023-24 Master Schedule)
7B Programs/Services Unduplicated Students	100% Unduplicated Students have access to ELA, Math, Science, HSS, Physical Education/Health and Integrated Visual and Performing Arts 100% ELD for ELs (2019-20 Master Schedule)	100% Unduplicated Students have access to ELA, Math, Science, HSS, Physical Education/Health and Integrated Visual and Performing Arts 100% ELD for ELs (2021-22 Master Schedule)	100% Unduplicated Students have access to ELA, Math, Science, HSS, Physical Education/Health and Integrated Visual and Performing Arts 100% ELD for ELs (2022-23 Master Schedule)		100% Unduplicated Students have access to ELA, Math, Science, HSS, Physical Education/Health and Integrated Visual and Performing Arts 100% ELD for ELs (2023-24 Master Schedule)
7C Programs/Services Students with exceptional needs	100% Students with exceptional needs have access to ELA, Math, Science, HSS, Physical Education/Health and Integrated Visual and Performing Arts 100% ELD for ELs (2019-20 Master Schedule)	100% Students with exceptional needs have access to ELA, Math, Science, HSS, Physical Education/Health and Integrated Visual and Performing Arts 100% ELD for ELs (2021-22 Master Schedule)	100% Students with exceptional needs have access to ELA, Math, Science, HSS, Physical Education/Health and Integrated Visual and Performing Arts 100% ELD for ELs (2022-23 Master Schedule)		100% Students with exceptional needs have access to ELA, Math, Science, HSS, Physical Education/Health and Integrated Visual and Performing Arts 100% ELD for ELs (2023-24 Master Schedule)

Actions

Action #	Title	Description	Total Funds	Contributing
1.1	Provide all students access to Basic Services	<p>All Students will have access to (1)appropriately assigned and credentialed teachers, (2)their own copy of standards-aligned materials, (3)facilities that, at a minimum, meet the standard of "good repair." (Including guidance and protocols for cleaning and sanitation for COVID19 based on current CDC and County Health Dept. guidance.)</p> <p>Aligned to Priority 1 Basic Conditions Measured by Metrics 1A, 1B, and 1C Local Indicator: Priority 1 Basic Conditions at School Self-Reflection Tool</p>	\$408,113.00	No
1.2	Continue to Implement State Standards including programs/services that enable English Learners to access CA and ELD Standard.	<p>Grade level standards-aligned instruction for all students in Tier 1. All English Learners will be provided both Designated and Integrated ELD as part of core curriculum. (Instruction provided by staff provided in Action 1. No Additional cost).</p> <p>Aligned to Priority 2 Measured by Metrics 2A and 2B Local Indicator: Priority 2 Implementation of State Standards Self-Reflection Tool</p>	\$0.00	No
1.3	Broad Course of Study	<p>All Students will have access to a Broad Course of Study including Unduplicated students and students with exceptional needs. (Instruction provided by staff provided in Action 1. No Additional cost).</p> <p>Aligned to Priority 7 Access to Broad Course of Study Measured by Metrics 7A, 7B, and 7C (Master Schedule) Local Indicator: Priority 7 Pupil Access Self-Reflection Tool</p>	\$0.00	No

Goal Analysis [2022-23]

An analysis of how this goal was carried out in the previous year.

A description of any substantive differences in planned actions and actual implementation of these actions.

There are no substantive differences in planned actions and actual implementation of these actions. We successfully met our goal using the actions. There were no challenges for this goal.

An explanation of material differences between Budgeted Expenditures and Estimated Actual Expenditures and/or Planned Percentages of Improved Services and Estimated Actual Percentages of Improved Services.

There are no material differences between Budgeted Expenditures and Estimated Actual Expenditures. This goal does not include any Actions contributing to Increased or Improved Services.

An explanation of how effective the specific actions were in making progress toward the goal.

All three actions have been very effective in meeting our goal of All Students will be provided the CONDITIONS FOR LEARNING leading to college and career readiness. Metric expectations for all 3 State Priorities (Priority 1 - Basic Services, Priority 2 - Implementation of State Standards, and Priority 7 - Access to Broad Course of Study aligned) to Goal 1 have been met.

A description of any changes made to the planned goal, metrics, desired outcomes, or actions for the coming year that resulted from reflections on prior practice.

No Changes

A report of the Total Estimated Actual Expenditures for last year's actions may be found in the Annual Update Table. A report of the Estimated Actual Percentages of Improved Services for last year's actions may be found in the Contributing Actions Annual Update Table.

Goals and Actions

Goal

Goal #	Description
2	Parents, Students, and the community will be ENGAGED to participate collaboratively in the educational process.

An explanation of why the LEA has developed this goal.

Parents, Students, and the School Community partnering together is one of the best ways to create a positive learning environment and support student success.

2023-24 Focus

- The District/Sites will continue to focus on sense of safety and connectivity to meet increased social-emotional needs of students.
- Careful monitoring, support, and adjusting in realtime for students in Student Groups for which the District was identified of Differentiated Assistance.
- Chronic Absenteeism: Very High for American Indians, Foster Youth, and Students with Disabilities.
- Suspension Rate: Very High for American Indians & Foster Youth, High for Students with Disabilities
- District/Sites seeking to engage and support more parents as they partner in their student's learning, including sharing additional parent resources.

Goal developed to address the following State Priorities and measured by the aligned metrics: (See Baseline data below)

Priority 3 - Parent Involvement
 Priority 5 - Pupil Engagement
 Priority 6 - School Climate

Measuring and Reporting Results

Metric	Baseline	Year 1 Outcome	Year 2 Outcome	Year 3 Outcome	Desired Outcome for 2023–24
3A Parental input in decision making	94.1% Parents Agree 2021 Local Survey Parent Survey	92.4% Parents Agree 2022 Local Survey Parent Survey	61% Parents Agree 2023 Local Parent Survey		95% Parents Agree 2023-24 Local Survey Parent Survey

Metric	Baseline	Year 1 Outcome	Year 2 Outcome	Year 3 Outcome	Desired Outcome for 2023–24
3B Promote parent participation - unduplicated pupils	96.1% Parents Agree 2021 Local Survey Parent Survey (Parents of Unduplicated pupils)	93.3% Parents Agree 2022 Local Survey Parent Survey (Parents of Unduplicated pupils)	74% Parents Agree 2023 Local Parent Survey		97% Parents Agree 2023-24 Local Survey Parent Survey (Parents of Unduplicated pupils)
3C Promote parent participation - exceptional needs	100% Parents Agree 2021 Local Survey Parent Survey (parent of pupils with exceptional needs)	95.7% Parents Agree 2022 Local Survey Parent Survey (parent of pupils with exceptional needs)	80% Parents Agree 2023 Local Parent Survey		100% Parents Agree 2023-24 Local Survey Parent Survey (parent of pupils with exceptional needs)
5A School Attendance Rates	96.98% 2020-21 P2 Data	91.8% 2021-22 P2 Data	95.9% 2022-23 P2 Data		98% 2023-24 P2 Data
5B Chronic Absenteeism	Chronic Absenteeism Rate Indicator 2.7% Green. Low (Fall 2019 Dashboard/DataQuest 2018-19) Chronic Absenteeism 6% March 2021 SchoolZilla	Chronic Absenteeism Rate Indicator Not available Chronic Absenteeism Rate 6.5% All Students 14.3% Foster Youth DataQuest 2020-21 Chronic Absenteeism All Students 26.5% Foster 41.2% English Learners 34.7%	CA Schools Dashboard 2022 Chronic Absenteeism Indicator All Students Very High, 25.2% Socio-economically Disadvantaged Very High, 29.9% English Learners Very High, 31.8% Foster Youth		Chronic Absenteeism Rate Indicator Green. Low (Fall 2023 Dashboard: 2022-23 data) ADD - UPDATE Chronic Absenteeism Indicator All Students Very High, 25.2% Socio-economically Disadvantaged Very High, 29.9%

Metric	Baseline	Year 1 Outcome	Year 2 Outcome	Year 3 Outcome	Desired Outcome for 2023–24
		Socioeconomically Disadvantaged 25.9% (SchoolZilla - Spring 2022)	Very High, 41.4% SWD Very High, 32.4% American Indian Very High, 68.4%		English Learners Very High, 31.8% Foster Youth Very High, 41.4% SWD Very High, 32.4% American Indian Very High, 68.4%
5C Middle School Drop out Rate	Middle School Drop out Rate 0% (CALPADS Reports 1.12 (2020-21))	Middle School Drop out Rate 0% (CALPADS Reports 1.12 (2021-22))	Middle School Drop out Rate 0% (CALPADS Reports 1.12 (2022-23))		Middle School Drop out Rate 0% (CALPADS Reports 1.12 (2023-24))
5D High School Drop-out 5E High School Graduation Rate	Not Applicable/H.S Measure	Not Applicable/H.S Measure	Not Applicable/H.S Measure		Not Applicable/H.S Measure
6A Pupil Suspension	Suspension Rate Indicator Green, 1.9% ALL Orange, 2.6% American Indian 2.4%, Orange English Learners Orange, 2.7% Two or More Races	Suspension Rate Indicator CA Schools Dashboard data not available for Fall 2021. Suspension Rate 0.3% ALL American Indian 0%	CA Schools Dashboard 2022 Suspension Rate Indicator All Students High, 3.5% Socio-economically Disadvantaged High, 3.7%		Suspension Rate Indicator Green, 1.8% (Fall 2023 Dashboard: 2022-23 data) Suspension Rate 1.9% DataQuest 2022-23

Metric	Baseline	Year 1 Outcome	Year 2 Outcome	Year 3 Outcome	Desired Outcome for 2023–24
	(Fall 2019 Dashboard/DataQuest 2018-19) Suspension Rate 2.1% (DataQuest 2019-20 data)	English Learners - 0% Socioeconomically Disadvantaged 0.3% Two or More Races 0% Students with Disabilities 1% Foster 0% (DataQuest 2020-21 data) Suspension Rate All Students 3.5% Foster Students 11.8% Socioeconomically Disadvantaged 2.9% (Schoolzilla- Spring 2022)	English Learners Medium, 1.9% Foster Youth Very High, 17.2% SWD High, 3.1% American Indian Very High, 9.3%		Suspension Rate Indicator All Students High, 3.5% Socio-economically Disadvantaged High, 3.7% English Learners Medium, 1.9% Foster Youth Very High, 17.2% SWD High, 3.1% American Indian Very High, 9.3%
6B Pupil Expulsion	Expulsion Rate 0.10% (DataQuest 2019-20 data)	Expulsion Rate 0% (DataQuest 2020-21 data)	Expulsion Rate 0% (DataQuest 2021-22 data)		Expulsion Rate 0.10% (CALPADS Report 7.3 and DataQuest 2022-23)
6C Local Measures – Sense of Safety and School Connectedness Pupils, Parents, Teachers	Sense of Safety Staff 87% Agree (Staff Survey) Sense of Connectedness	Sense of Safety Staff 83.5% Agree (Staff Survey) Sense of Connectedness	Sense of Safety Staff 77% Agree (Staff Survey) Sense of Connectedness		Sense of Safety Staff 89% Agree (Staff Survey) Sense of Connectedness

Metric	Baseline	Year 1 Outcome	Year 2 Outcome	Year 3 Outcome	Desired Outcome for 2023–24
	Staff 75% Agree (Staff Survey)	Staff 76% Agree (Staff Survey)	Staff 61% Agree (Staff Survey)		Staff 78% Agree (Staff Survey)
	Sense of Safety K-2 Students 88% Agree 3-8 Students 89% Agree (Student Surveys)	Sense of Safety 1-3 Students 77% Agree 4-8 Students 65% Agree (Student Surveys)	Sense of Safety 3-5 Students 53% 6-8 Students 63% (Student Surveys)		Sense of Safety 3-5 Students 85% Agree 6-8 Students 80% Agree (Student Surveys)
	Sense of Connectedness K-2 Students 93% Agree 3-8 Students 79% Agree (Student Surveys)	Sense of Connectedness 1-3 Students 80% Agree 4-8 Students 66% Agree (Student Surveys)	Sense of Connectedness 3-5 Students 71% 6-8 Students 50% (Student Surveys)		Sense of Connectedness 3-5 Students 85% Agree 6-8 Students 80% Agree (Student Surveys)
	Sense of Safety Parents 99.5% Agree (Parent Survey)	Sense of Safety Parents 98.7% Agree (Parent Survey)	Sense of Safety Parents 84% (Parent Survey)		Sense of Safety Parents 99.5% Agree (Parent Survey)
	Sense of Connectedness Parents 86.7% Agree (Parent Survey)	Sense of Connectedness Parents 93.8% Agree (Parent Survey)	Sense of Connectedness Parents 70% Agree (Parent Survey)		Sense of Connectedness Parents 88% Agree (Parent Survey)
	(2020-21 Local Surveys - Parents, Staff, and Students)	(2021-22 Local Surveys - Parents, Staff, and Students)	(2022-23 Local Surveys - Parents, Staff, and Students)		(2023-24 Local Surveys - Parents, Staff, and Students)

Actions

Action #	Title	Description	Total Funds	Contributing
2.1	Actively Engage Parents in the Learning Process	<p>The District and Sites will</p> <p>(1)Build Relationships: - Support staff in learning about families through use of parent completed Student Inventory (strengths, culture, language, goals).</p> <p>(2)Build Partnerships for Student Outcomes: Provide parents Information & Resources to Support Learning at Home.</p> <p>(3)Seek Input for Decision Making - Provide opportunities to plan, design, implement and evaluate family engagement together (families, teachers, principals, and district admin.)</p> <p>(4)Sites will implement at least 1 new opportunity for teachers to meet with families.</p> <p>(5)System for 2-way communication between parents and teachers, sites, and/or District Office.</p> <p>Aligned to Priority 3 Parent Involvement Metric: Local Indicator Self-Reflection Tool for Priority 3 Parent Engagement Local Measure: Local Survey and Input from Committees</p>	\$15,000.00	No
2.2	Actively Engage Students in the Learning Process	<p>The District and Sites will . . .</p> <p>(1)Implement Multi-Tiered System of Supports for Social-Emotional and Behavioral needs including Tier I SEL Curriculum and Trauma Informed Practices</p> <p>(2)Counselors and PE Teachers collaborating to promote Social and Emotional learning through physical Activity</p> <p>(3)Develop SMART Goals and plans for celebrating and improving attendance each site.</p> <p>Principally Directed for Unduplicated Students.</p> <p>Aligned to Priority 5 Pupil Engagement Measured by Metrics: School attendance, Chronic Absenteeism Rate, Middle School Drop out Rate</p>	\$1,037,876.00	Yes

Action #	Title	Description	Total Funds	Contributing
2.3	Create and sustain a School Climate of Safety and Connectedness	<p>The District and Sites will . . .</p> <ul style="list-style-type: none"> (1)Implement planned Connectedness strategies at all sites (2)Resource Officer (3)Safety and Security Enhancements (4)Stop It (Bully Program) (5)Raptor (screening of adults on campus) (6)Securly (internet filtering software) <p>Aligned to Priority 6 School Climate Measured by Metrics: Suspension Rate, Expulsion Rate, Local Measures of pupils', parents', and teachers' sense of Safety and Connectedness Local Measure: Local Survey</p>	\$86,016.00	No

Goal Analysis [2022-23]

An analysis of how this goal was carried out in the previous year.

A description of any substantive differences in planned actions and actual implementation of these actions.

There were no substantive differences in planned actions and actual implementation of these actions. We will continue to enhance processes to increase parent engagement. Intentional focus on SEL practices continues to be progress monitored.

An explanation of material differences between Budgeted Expenditures and Estimated Actual Expenditures and/or Planned Percentages of Improved Services and Estimated Actual Percentages of Improved Services.

There are no material differences between Budgeted Expenditures and Estimated Actual Expenditures. Action 2.2, however, is contributing to Percentages of Improved Services and Estimated Actual Expenditures were \$37,972 more than Budgeted Expenditures.

An explanation of how effective the specific actions were in making progress toward the goal.

Parents are being engaged at all sites (Action 2.2). Parents report favorably (95%) that schools are welcoming to parents and 86% report feeling a sense of belonging with their child's school community. Further, 93% report that the school communicates well with people from their culture. A significant barrier identified is parent/family busy schedules for 39% of respondents. With only 57% of parents responding favorably to the school providing useful information on what they can do at home to help their child improve and learn, this is an area of refinement for this action moving forward. (Based on current local Parent Survey)

Actions 2.2 Actively Engage Students in the Learning Process is being effective. Like many district, CUESD continues to focus on improving attendance and reducing chronic absenteeism. Attendance patterns established over the past few years are proving challenging. However, this action is showing results. Based on May 2022 local data, Chronic Absenteeism Rate was 26.7% compared to 9.6% at the same time in 2023.

Although, the Fall 2022 Dashboard shows 7 of 10 Student Groups as Very High for Chronic Absenteeism, during 2022-23 we are seeing all groups make progress in reducing those rates evidence of the effectiveness of this action.

FALL 2022 DASHBOARD - reduced to - May 2023 local data (Schoolzilla)

All Students, Very High, 25.2% reduced to 9.5%

Socio-economically Disadvantaged, Very High, 29.9% reduced to 8.9%

English Learners, Very High, 31.8% reduced to 4.2%

Foster Youth, Very High, 41.4% reduced to 4.8%

SWD, Very High, 32.4% reduced to 12.4%

American Indian, Very High, 68.4% reduced to 20.2%

Hispanic, Very High, 32.7% reduced to 4.6

Two or More Races, Very High, 23.4% reduced to 8.4%

Create and sustain a School Climate of Safety and Connectedness (Action 2.3) is also making progress. Parents report favorable (93%) that their child feels safe at school. Students grades 3-5 respond favorably (82%) when asked how much support the adults at their school give them and 71% favorably regarding overall sense of belonging/connectedness. In grades 6-8, local surveys showed a 3% increase in student connectedness with peers from fall to winter, but in overall connectedness/sense of belonged 55% of students responded favorably.

Overall actions are supporting progress to the overall goal. However, the social-emotional and behavioral needs will continue to be high priority continuing into 2023-24.

A description of any changes made to the planned goal, metrics, desired outcomes, or actions for the coming year that resulted from reflections on prior practice.

Changes made to the planned Actions for the coming year include:

Action 2.2 Budgeted Expenditures increased from \$999,904.00 to \$1,037,876 based 2022-23 Estimated Actuals exceeding Budgeted Expenditures.

Added sub-group outcomes 5B chronic absenteeism and 6A pupil suspensions due to DA eligibility.

A report of the Total Estimated Actual Expenditures for last year's actions may be found in the Annual Update Table. A report of the Estimated Actual Percentages of Improved Services for last year's actions may be found in the Contributing Actions Annual Update Table.

Goals and Actions

Goal

Goal #	Description
3	All students will make progress towards proficient ACHIEVEMENT of state adopted standards through data driven decision making.

An explanation of why the LEA has developed this goal.

Preparing learners for their futures in a world that is rapidly changing is an ever moving target. Monitoring student progress towards proficiency, using data driven decision making, and providing the necessary learning opportunities and supports, are necessary to ensure all individual students and student groups are equipped to meet their futures with success.

2023-24 Focus

- The District/Sites will continue to focus on accelerating learning and closing learnig gaps for all students.
- Careful monitoring, support, and adjusting in real-time for students in Student Groups for which the District was identified of Differentiated Assistance (Students with Disabilities, Foster Youth, and American Indians).
 - Academic Indicators ELA/Math: Very Low on both indicators for Foster Youth, and Students with Disabilities.
 - American Indian Student Group not identified for Academic Indicators, however, Math Academic Indicator Very Low & ELA Academic Indicator Low

Goal developed to address the following State Priorities and measured by the aligned metrics: (See Baseline data below)

- Priority 4 - Pupil Achievement
- Priority 8 - Other Student Outcomes

Measuring and Reporting Results

Metric	Baseline	Year 1 Outcome	Year 2 Outcome	Year 3 Outcome	Desired Outcome for 2023–24
4A Statewide Assessments English Language Arts	Academic Performance Indicator: ELA ALL Students	Academic Performance Indicator: ELA CA Schools	Academic Performance indicator ELA All Students		Academic Performance Indicator: ELA ALL Students

Metric	Baseline	Year 1 Outcome	Year 2 Outcome	Year 3 Outcome	Desired Outcome for 2023–24
	Yellow, Medium 7 points above standard	Dashboard not Available	Low, 11.6 points below standards		Green 12 points above standard
	English Learners Yellow, Low 20.7 points below standard	Local Indicator - Percent Proficient STAR Reading Spring2 (May 2021)	English Learners Low, 62.2 points below standard		English Learners Yellow 5 points below standard
	Socioeconomically Disadvantaged Orange, Low 8.9 Points below Standard	43% ALL students 4.2% English Learners 22.8% Socioeconomically Disadvantaged	Socio-economically Disadvantaged Low, 29.7 points below standards		Socioeconomically Disadvantaged Green 1 Points above Standard
	Hispanic Orange, Low 8.9 Points below Standard	32.7% Hispanic 14.3% Native American 19% Students with Disabilities	American Indian Low, 68.7 points below standard		Hispanic Green 1 Points above Standard
	American Indian Orange, Low 59.4 Points below Standard		Students with Disabilities Very Low, 72.3 points below standard		American Indian Orange 50 Points below Standard
	Students with Disabilities Red, Very Low 72.1 Points below Standard (Dashboard: 2018-19 data)	ELA Proficiency All students 47% Foster Youth 35.7% • iReady (Spring 2022)	Foster Youth Very Low, 108.3 points below standard		Students with Disabilities Orange 50 Points below Standard (Dashboard: 2023-24 data)
			CA Schools Dashboard 2022		

Metric	Baseline	Year 1 Outcome	Year 2 Outcome	Year 3 Outcome	Desired Outcome for 2023–24
	STAR Reading March 2021 percent proficient 42.4%ALL students 12.5%English Learners 40.9%Socioeconomically Disadvantaged 30.6% Hispanic 14.3% Native American 20%Students with Disabilities				
4A Statewide Assessments Mathematics	Academic Performance Indicator: Math ALL Students Yellow, Medium 16.2 Points below Standard American Indian Yellow, Low 84.8 Points below Standard Students with Disabilities Red, Very Low 103.1 Points below Standard	Academic Performance Indicator: Math CA Schools Dashboard not Available Local Indicator - Percent Proficient STAR Math Spring2 (May 2021) 28.8% ALL Students 11.4% American Indian 14.3% Students with Disabilities 10.4% English Learners 14.9%	Academic Performance indicator Math All Students Low, 34.7 points below standards American Indian Very Low, 99.5 points below standard Students with Disabilities Very Low, 96.2 points below standard English Learners Very Low, 96 points below standard		Academic Performance Indicator: Math ALL Students Green 5 Points below Standard American Indian Yellow 60 Points below Standard Students with Disabilities Orange 80 Points below Standard

Metric	Baseline	Year 1 Outcome	Year 2 Outcome	Year 3 Outcome	Desired Outcome for 2023–24
	<p>English Learners Yellow, Low 42.9 Points below Standard</p> <p>Socioeconomically Disadvantaged Yellow, Low 30 Points below Standard</p> <p>Hispanic Orange, 33.3 Points below Standard (Dashboard: 2018-19 data)</p> <p>STAR Reading March 2021 percent proficient</p> <p>32.9% ALL Students 10.9% American Indian 15% Students with Disabilities 12.6% English Learners 30.8% Socioeconomically Disadvantaged 19.6% Hispanic</p>	<p>Socioeconomically Disadvantaged 17.9% Hispanic</p> <p>Math Proficiency All students 38.8% Foster Youth 20%% <ul style="list-style-type: none"> iReady (Spring 2022) </p>	<p>Socio-economically Disadvantaged Low, 56.9 points below standards</p> <p>Foster Youth Very Low, 115.9 points below standard</p> <p>Hispanic Low, 61.5 points below standard</p> <p>CA Schools Dashboard 2022</p>		<p>English Learners Yellow 25 Points below Standard</p> <p>Socioeconomically Disadvantaged Green 10 Points below Standard</p> <p>Hispanic Yellow, 20 Points below Standard (Dashboard: 2023-24 data)</p> <p>Foster Youth - UPDATE Very Low, 115.9 points below standard</p>

Metric	Baseline	Year 1 Outcome	Year 2 Outcome	Year 3 Outcome	Desired Outcome for 2023–24
4B A-G Completion	Not Applicable/H.S Measure	Not Applicable/H.S Measure	Not Applicable/H.S Measure		Not Applicable/H.S Measure
4C Percentage of ELs making progress towards English Proficiency 4D English Learner Reclassification Rate	4C Percentage of ELs making progress towards English language proficiency 55.4%, High (Dashboard Fall 2019) 4D English Learner Reclassification Rate 26.5% (DataQuest 2019-20 data)	4C Percentage of ELs making progress towards English language proficiency Dashboard Not Available Spring 2020 Testing Suspended 13.98% Level 4 - Proficient 33.66% Level 3 23.57% Level 2 19.79% Level 1 Summative ELPAC 2020-21 (DataQuest) 4D English Learner Reclassification Rate 7.5% (DataQuest 2020-21 data)	CA Schools Dashboard 2022 4C Percentage of ELs making progress towards English Language Proficiency Low, 44.1% 4D English Learner Reclassification Rate 4.2% (DataQuest 2021-22 Data not available. Based on local data) 13.79% Level 4 - Proficient 29.66% Level 3 41.38% Level 2 15.17% Level 1 Summative ELPAC 2021-22 (DataQuest)		4C Percentage of ELs making progress towards English language proficiency 58%, High (Dashboard Fall 2022) 4D English Learner Reclassification Rate 15% (2021-22 DataQuest) UPDATE 13.79% Level 4 - Proficient 29.66% Level 3 41.38% Level 2 15.17% Level 1
4E AP Exam 4F College Preparedness	Not Applicable/H.S Measure	Not Applicable/H.S Measure	Not Applicable/H.S Measure		Not Applicable/H.S Measure
8 Pupil Outcomes	Learning in Broad Course of Study	Learning in Broad Course of Study	Learning in Broad Course of Study		Learning in Broad Course of Study

Metric	Baseline	Year 1 Outcome	Year 2 Outcome	Year 3 Outcome	Desired Outcome for 2023–24
	ELA 88% Math 87% Science 93% Social Studies 91% PE/Health 93% Arts 86% (Visual/Performing) ELD for ELs 79% Each Site have at least 1 Performance or Exhibit including Visual and/or Performing Arts (suspended due to COVID)	ELA 96% Math 97% Science 98% Social Studies 97% PE/Health 100% Arts 100% (Visual/Performing) ELD for ELs 100% (T2 Data) Each Site had at least 1 Performance or Exhibit including Visual and/or Performing Arts	ELA 98% Math 97% Science 100% Social Studies 99% PE/Health 100% Arts 100% (Visual/Performing) ELD for ELs 100% (T2 Data) Each Site had at least 1 Performance or Exhibit including Visual and/or Performing Arts		ELA 98% Math 98% Science 98% Social Studies 98% PE/Health 100% Arts 100% (Visual/Performing) ELD for ELs 100% Each Site had at least 1 Performance or Exhibit including Visual and/or Performing Arts

Actions

Action #	Title	Description	Total Funds	Contributing
3.1	Implement PLC Process and MTSS/RTI	The District and Sites will . . . (1)Implement a Comprehensive PL Plan to build capacity of all staff (classified, certificated, and administration) (2) Administrators provided ongoing coaching to lead the work of PLCs & MTSS/RTI at their sites as the Instructional Leaders. (3)PD Materials/Supplies & Supplementary Materials (4)Implement MTSS/RTI for Academics with emphasis on Essentials Standards at each site (5)Implement Balanced Assessment Plan including Academic Screener 3 times per year, Formative, Interim, and Summative Assessments.	\$328,670.00	No

Action #	Title	Description	Total Funds	Contributing
		<p>(6)Local Assessment & Data Management Systems including access to local and state data for purposes of collaboration in monitoring and decision making.</p> <p>(7)Professional Learning Communities (District, Site, Teacher and Administrators) will actively collaborate around and make decisions based on data. (Weekly early release days are provided.)</p> <p>Aligned to Priority 4 Pupil Achievement Metrics: Statewide Assessments, Percentage of English Learners who make progress toward English Proficiency (ELPAC), English Learner Reclassification Rate</p> <p>Aligned to Priority 8 Other Student Outcomes Metrics: Students making Learning in Broad Course of Study (Trimester 2 grades)</p>		
3.2	Replace Technology Devices	<p>Replacement of instructional technology to ensure access to up-to-date technology and regular academic use. (400 new iPads)</p> <p>Aligned to Priority 8 Other Student Outcomes Metrics: Students making Learning in Broad Course of Study (Trimester 2 grades)</p>	\$278,827.00	No
3.3	Provide targeted additional services	<p>The District will provide . . .</p> <p>(1)Summer Learning Opportunities (2)Targeted Interventions (before school, after school, Saturdays)</p> <p>Aligned to Priority 4 Pupil Achievement Metrics: Statewide Assessments, Percentage of English Learners who make progress toward English Proficiency (ELPAC), English Learner Reclassification Rate</p>	\$409,505.00	No

Action #	Title	Description	Total Funds	Contributing
		Aligned to Priority 8 Other Student Outcomes Metrics: Students making Learning in Broad Course of Study (Trimester 2 grades)		
3.4	Provide targeted additional services for English Learners	The District will provide Target Intervention services beyond the school day. Aligned to Priority 4 Pupil Achievement Metrics: Statewide Assessments, Percentage of English Learners who make progress toward English Proficiency (ELPAC), English Learner Reclassification Rate	\$13,591.00	Yes
3.5	ELD Coaching & Supplementary Materials	The District will provide . . . (Title III Funded) (1)ELD Consultant to provide training and coaching to support staff in effectively meeting the needs of their English Learners. (improving Designated and/or Integrated ELD, and EL Intervention) (2)ELD supplementary materials Aligned to Priority 4 Pupil Achievement Metrics: Statewide Assessments, Percentage of English Learners who make progress toward English Proficiency (ELPAC), English Learner Reclassification Rate	\$15,000.00	No
3.6	Instructional Aides	Instructional Aides, principally directed for Unduplicated Students, will support small group instruction and assist in providing "just in time" supports in ELA, Math, and overall literacy. This action is principally directed to meet the needs of most at-risk students, our Unduplicated Students. Aides Salaries (70 staff)	\$778,742.00	Yes

Action #	Title	Description	Total Funds	Contributing
		<p>Aligned to Priority 4 Pupil Achievement Metrics: Statewide Assessments, Percentage of English Learners who make progress toward English Proficiency (ELPAC), English Learner Reclassification Rate</p> <p>Aligned to Priority 8 Other Student Outcomes Metrics: Students making Learning in Broad Course of Study (Trimester 2 grades)</p>		
3.7	Title I Program District Administrative Costs	Title I Program administrative costs. (Title I Funded)	\$43,095.00	No
3.8	Title I Homeless Set-Aside	Funds set aside to provide a variety of services to homeless students. Includes services to assist homeless students in meeting the State's challenging academic standards and other services to help homeless students effectively take advantage of educational opportunities. (see also Consolidated Application) (Title I Funded)	\$1,500.00	No

Goal Analysis [2022-23]

An analysis of how this goal was carried out in the previous year.

A description of any substantive differences in planned actions and actual implementation of these actions.

Overall Actions were implemented as planned. However, in Action 3.2 Replace Technology Devices, devices with cellular capability were purchased rather than those without in the event of students needed to work remotely. Professional learning was provided to all grade levels in regards to teaching to the standards with rigor while differentiating instruction. Ongoing efforts will continue to focus on mitigating instructional gaps leveraging the tiered systems of support.

An explanation of material differences between Budgeted Expenditures and Estimated Actual Expenditures and/or Planned Percentages of Improved Services and Estimated Actual Percentages of Improved Services.

Action 3.2 Replace Technology cost \$278,827 which exceeded the \$242,550 budgeted due to the decision to purchase devices with cellular capability in the event needed.

Action 3.5 ELD Coaching & Supplementary Materials - Estimate Actuals are \$10,256 which is less than the Budgeted Expenditures due to discount pricing on the EL supplementary online materials and no materials cost from consultant as resources were provided digitally.

Action 3.6 Instructional Aides Estimated Actual Expenditures of \$778,742 exceeds the Budgeted Expenditures of \$617,069 due to increased salaries.

Action 3.7 Title I Program District Administrative Costs Estimated of \$43,095 exceeded the Budgeted Expenditures, \$33,877, due to increased salaries.

Action 3.8 Title I Homeless Set-Aside Estimated Actuals of \$482.75 were less than the Budgeted Expenditures due to the unpredictability of the number and needs of students experiencing homelessness in the District. The Homeless liaison purchased as needed to meet the needs of students experiencing homelessness this year and connected them to community resources.

An explanation of how effective the specific actions were in making progress toward the goal.

Although students are to continue academic recovery due to learning loss experienced through COVID19 pandemic, students have made progress towards Proficient ACHIEVEMENT of State Standards. The Fall 2022 Dashboard data serves as a new baseline, growth of students towards proficient is as evidenced by iReady Diagnostic Assessments (local data-Schoolzilla) from Fall 2022 to Spring 2023. Especially of note is the growth of student groups.

iReady ELA Diagnostic Data indicates the number of students Proficient increased from 26.4% (Fall 22-23) to 55.3% (Spring 22-23)

- English Learners 4.3% to 28.1%
- Socio-Economically Disadvantaged 55.4% (Spring 2023)
- Foster Youth 10% to 33.3%
- SWD 4.7% to 27%
- American Indian 8.1% to 30.1%
- African American 31.5% to 59.2%

iReady Math Diagnostic Data indicates the number of students Proficient increased from 13% (Fall 22-23) to 45.8% (Spring 22-23)

- English Learners 2.2% to 20.9%
- Socio-Economically Disadvantaged 44.2% (Spring 2023)
- Foster Youth 15% to 47.6%
- SWD 8.9% to 31.2%
- American Indian 1.6% to 23.9%
- African American 9.2% to 43.8%

Actions in this goal work together to support students making progress towards proficient achievement.. For example, Action 2.4 Technology Devices made it possible for students to take adaptive assessments (included in Action 3.1) and staff to leverage that data through the Cycle of Continuous Improvement in Professional Learning Communities (Action 3.1). Actions 3.3 (Provide targeted additional services), 3.4

(Provide targeted additional services for English Learners), and 3.6 (Instructional Aides) work together to provide students, especially Unduplicated Students, the additional supports and opportunities to achieve.

A description of any changes made to the planned goal, metrics, desired outcomes, or actions for the coming year that resulted from reflections on prior practice.

Planned changes to Actions for 2023-24 based on reflections of prior practice:

Action 3.2 Replace Technology increase Budgeted Expenditures to \$278,827 to continue purchasing devices with cellular capability.

Action 3.4 Provide targeted additional services for English Learners - The description is updated to "The District will provide Target Intervention services beyond the school day." from The District will provide . . . (1)Summer Intensive ELD, (2)Target Intervention services beyond the school day.

Action 3.6 Instructional Aides increased Budgeted Expenditures to \$778,742 based on current salaries.

Action 3.7 Title I Program District Administrative increased Budgeted Expenditures to \$43,095 based on current salaries.

Priority 4A Statewide assessments will not include STAR or iReady data after year 1.

Statewide assessments for math added foster youth outcomes and hispanic data to year 2.

Added ELPAC data to year 2 and outcomes.

A report of the Total Estimated Actual Expenditures for last year's actions may be found in the Annual Update Table. A report of the Estimated Actual Percentages of Improved Services for last year's actions may be found in the Contributing Actions Annual Update Table.

Increased or Improved Services for Foster Youth, English Learners, and Low-Income Students [2023-24]

Projected LCFF Supplemental and/or Concentration Grants	Projected Additional LCFF Concentration Grant (15 percent)
1746771	0

Required Percentage to Increase or Improve Services for the LCAP Year

Projected Percentage to Increase or Improve Services for the Coming School Year	LCFF Carryover — Percentage	LCFF Carryover — Dollar	Total Percentage to Increase or Improve Services for the Coming School Year
9.70%	0.00%	\$0.00	9.70%

The Budgeted Expenditures for Actions identified as Contributing may be found in the Contributing Actions Table.

Required Descriptions

For each action being provided to an entire school, or across the entire school district or county office of education (COE), an explanation of (1) how the needs of foster youth, English learners, and low-income students were considered first, and (2) how these actions are effective in meeting the goals for these students.

The District's Goals for its Unduplicated Students are the same as for All Students. However, often times, based on the needs of Unduplicated Students, actions are implemented to provide the necessary supports for the success of unduplicated students.

"Maslow's Hierarchy of Needs clearly communicates students' need for safety, Love/Belonging and Esteem must be met before we can expect them to be able to effectively participate in such endeavors as problem solving and creativity which are at the heart of the State Standards and 21st Century Learning. Further, The California Healthy Students Research Project in "Healthy Steps Toward Student Achievement" cites extensive research on the significance of positive school environments, the critical role a student's sense of connection plays, and the importance of caring interpersonal relationships. Based on research as well as input from staff, parents/community, and students, the District is placing a high priority on addressing the social-emotional/behavioral needs of our unduplicated students leading to issues in the areas of attendance, suspensions, and connectedness.

The Statewide initiative focusing scaling up MTSS is based on extensive research and served as a resource in the development and ongoing refinement of a systemic plan for a Multi-tiered System of Social/Emotional/Behavioral Supports. The research on the effectiveness of such a

system is extensive and very positive. The effectiveness of our system is evaluated and refined on an ongoing basis. Having a system of positive behavioral supports and intervention including exploring community resources is critical to meeting the needs of our Unduplicated Students (English Learners, Foster Youth, and Low Income) and increasing Student Engagement (State Priority 5) and ultimately State Priority 4 (Student Achievement). The effectiveness of a cohesive Multi-tiered System of Behavior Supports is well documented.

The National Center for Chronic Disease Prevention and Health Promotion (CDC) clearly communicates the evidenced link between physical activity and academic achievement. The research indicates that “Students who are physically active tend to have better grades, school attendance, cognitive performance (e.g., memory), and classroom behaviors (e.g., on-task behavior).

The implementation of counselors and an engaging PE program have been actions principally directed for unduplicated students in our district for the past several years with steps evidenced in closing gaps in engagement and academics based on CA Schools Dashboard 2019 metrics. Through the COVID pandemic, our unduplicated students have been significantly impacted. To provide even greater support to our unduplicated students, we began partnering our counselors and physical education teachers in 2021-22. PE teachers are provided the crosswalk for PE Standards and CASEL SEL Core Competencies (SHAPE America) and collaborate with counselors to embed SEL competencies into physical education addressing identified SEL needs of unduplicated students. Our unduplicated students often have the least opportunity to participate in physical activities such as team sports outside of the school setting. To support regular physical activity and the promotion of healthy life styles, which ultimately support academic achievement, the District is utilizing Supplemental and Concentration funds to provide an enriching physical education program including specialized PE staff and Fitness Zones. (LEA-Wide). These services are principally directed to support Unduplicated students in developing a healthy lifestyle, linked to State Priority 8 (Other Student Outcomes).

ACTION 2.2 Actively Engage Students in the Learning Process

The District and sites are working together to implement and refine Multi-Tiered System of Supports for Social Emotional and Behavioral needs. The District and sites develop SMART Goals and plans for celebrating and improving attendance. Engaging PE programs are provided at each site and District Counselors provide services and support at sites.

HOW SERVICES ARE PRINCIPALLY DIRECTED TO MEET THE DISTRICTS GOALS FOR UNDUPLICATED STUDENTS:

The needs of English Learners, Socioeconomically Disadvantaged Students, and Foster Youth were considered first in the development of this action. CA Schools Dashboard (2022) showed unduplicated students demonstrating higher rates of Chronic Absenteeism and Suspension. All Students were Chronic Absenteeism rate was 25.2% compared to English Learners (31.8%), Foster Youth (41.4%) and Socioeconomically Disadvantaged (29.9%). In the Suspension Rate, All Students were at 3.5%, but Socioeconomically Disadvantaged (3.7%) and Foster Youth (17.2%). Implementation of counselors addressing social emotional needs and collaborating with PE staff to integrate social-emotional learning (SEL) and connectedness strategies in a comprehensive PE program engaging them in an active lifestyle

are again showing gains in gaps closing. This is evidenced by current local data (SchoolZilla - May 2023) which shows Chronic Absenteeism for All Students (9.5%), Foster (4.8%), English Learners (4.2%), and Socioeconomically Disadvantaged (8.9%). Suspension Rate (Schoolzilla May 2023, current local data) indicates Suspension Rates for All Students (3.1%), Foster Students (17.2%), and Socioeconomically Disadvantaged (2.5%).

Unduplicated Students have needs for health and wellness as well as social and emotional supports that go well beyond what all students need. During 2021-22, local data (Schoolzilla) showed the Chronic Absence and Suspension Rates for Foster Youth, English Learners, and Low-Income Students had increased. Our Unduplicated students had higher rates of staying in remote learning raising concerns about student connectedness. Students from low income families and students who are foster youth may lack the resources to access the types of health and wellness as well as social supports that reduce barriers to learning. These barriers may include inconsistent school attendance and discipline incidents that result in missed days of school, time out of class, or suspension. Therefore, the needs of these students were considered first as services provided under Action 2.2 were developed. The services provided under Action 2.2 are designed to support Unduplicated students by providing English Learners, low income students, foster youth, and students experiencing Homelessness with supports designed to improve health, promote wellness and school attendance, decrease behavior incidents and suspensions, and increase engagement. Counselors will be trained in Trauma informed Practices and share these practices with staff. They support the social emotional learning on campus and provide individual and small group counseling services. Counselors and Physical Education teachers will collaborate on effective ways to integrate the non-academic skills of Social Emotional Learning (SEL) essential for success in school and beyond into physical education. PE teachers will provide an Engaging physical education experience while teaching students valuable life skills and encouraging them to live healthy, active lives.

HOW SERVICES ARE EFFECTIVE IN MEETING THE DISTRICT'S GOALS FOR UNDUPLICATED STUDENTS AND MOST EFFECTIVE USE OF FUNDS TO MEET THE GOALS FOR UNDUPLICATED STUDENTS:

The services provided to students under Action 2.2 are effective in meeting Goal 2 "Parents, Students, and the community will be ENGAGED to participate collaboratively in the educational process." Before students can make progress towards proficient achievement, they must be present and engaged. Higher Chronic Absenteeism and Suspension Rates are contrary to a successful learning experience. Based on May 2023 local data, Chronic Absenteeism Rate was 9.6% compared to 26.7% at the same time 2022.

The effectiveness of these actions have been evidenced by improvement in closing gaps between unduplicated students and all students in chronic absenteeism, suspension rates, and Academics. The CA Schools Dashboard 2022 provides new baseline data and mirrored what local data had shown, Unduplicated Students were significantly impacted by the pandemic years. Local Data (May 2023 Schoolzilla) indicates that Chronic Absenteeism is not only declining, but gaps are closing for English Learners, Socioeconomically Disadvantaged Students, and Foster Youth. Suspension Rates were also down for Socioeconomically Disadvantaged Students and Foster Youth. English Learners increased slightly. With school life becoming more and more normal for students, student connectedness gains made for unduplicated students show connectedness for Unduplicated students (68% favorable) compared to All Students (70%) favorable (Local

Parent Survey 2023). The collaboration of PE and Counselor as expected have provided even greater results as unduplicated students are fully supported through these resources. On the District's Local Survey, 94% of students indicated that having a PE teacher is important up from 84% last year.

The metrics of Suspension Rate and Chronic Absenteeism Rate will continue to be utilized. Our Goal is to see a 1% closing of gaps in connectedness as measured by these metrics.

ACTION 3.6 Instructional Aides

School sites are provided Instructional Aides to support small group instruction and assist in providing "just in time" supports in ELA, Math, and overall literacy.

HOW SERVICES ARE PRINCIPALLY DIRECTED TO MEET THE DISTRICTS GOALS FOR UNDUPLICATED STUDENTS:

All students need access a broad, rigorous standards-aligned instructional program in a way that is equitable and make progress towards achievement proficiency possible. Unduplicated Students (Socio-Economically Disadvantaged students, English Learners, Foster, and students experiencing Homelessness) have needs for instructional supports that go well beyond what all students need. Post-Pandemic, CA Schools Dashboard (2022) showed unduplicated students demonstrating lower rates of meeting grade level standards in both ELA and Math.

ACADEMIC INDICATOR - ENGLISH LANGUAGE ARTS:

All Students, Low, 11.6 pts below standard

Socio-economically Disadvantaged, Low, 29.7 pts below standard

English Learners, Low, 62.2 pts below standard

Foster Youth, Very Low, 108.3 pts below standard

ACADEMIC INDICATOR - MATHEMATICS:

All Students, Low, 34.7 pts below standard

Socio-economically Disadvantaged, Low, 56.9 pts below standard

English Learners, Very Low, 96 pts below standard

Foster Youth, Very Low, 115.9 pts below standard

Therefore, the needs of these students are considered first as services provided under Action 3.6 are developed. The actions and services under 3.6 are designed to support Unduplicated Students by providing them with greater access to small group instruction and "just in time" supports that allow them to access the standards aligned instruction in a way that is equitable to all students and assist them in making progress towards proficiency. Unduplicated Students often lack prerequisite skills and understanding to build on during new or first instruction. Small group instruction and additional scaffolds, available in the moment, during that instruction supports Unduplicated Students with support to access and master grade level standards and close student group learning gaps. Instructional Aides receive training in Direct Instruction Reading Mastery, a program with over 5 decades of research. Balanced Early literacy Training and strategies for foundational and prerequisite skills are provided. The Instructional Aides in the classroom reduce the student to adult ratio allowing for more adult interactions and timely supports both especially important for Unduplicated students. State Priority 2 (Implementation of State Standards) and State Priority 4 (Student Achievement) are strongly supported for Unduplicated Students through these services.

HOW SERVICES ARE EFFECTIVE IN MEETING THE DISTRICT'S GOALS FOR UNDUPLICATED STUDENTS AND MOST EFFECTIVE USE OF FUNDS TO MEET THE GOALS FOR UNDUPLICATED STUDENTS:

The services provided for unduplicated students under Action 3.6 are effective in meeting Goal 3 that "All students will make progress towards proficient ACHIEVEMENT of state adopted standards through data driven decision making." Based on Spring iReady Diagnostic data, actions are supporting Unduplicated students in closing academic gaps.

Based on local Fall 2022 to Spring 2023 iReady Diagnostic data, Unduplicated Students made growth as reported in percent proficient.

ENGLISH LANGUAGE ARTS: iReady ELA Diagnostic

All Students students 26.4% to 55.3%

English Learners 4.3% to 28.1%

Foster Youth 10% to 33.3%

Socio-Economically Disadvantaged 55.4% (Spring 2023)

MATHEMATICS: iReady Math Diagnostic

All students Proficient 13% to 45.8%

English Learners 2.2% to 20.9%

Foster Youth 15% to 47.6%

Socio-Economically Disadvantaged 44.2% (Spring 2023)

Student groups were making progress closing learning gaps pre-COVID, they were greatly impacted over the course of the pandemic, but in 2022-23, they are again progressing towards proficient achievement.

2021-22 SBAC Data will serve as new baseline data across the state due to COVID. Therefore effectiveness of this action in 2022-23 will be measured comparing iReady Data from Spring 2022 to Spring 2023. Our goal is to see a 2% closing of achievement gaps for Unduplicated Students.

A description of how services for foster youth, English learners, and low-income students are being increased or improved by the percentage required.

Services for foster youth, English learners, homeless, and low-income students will be increased by 9.70% for the 23-24 school year.

The LEA wide and school wide services provided in the LCAP are designed to support Unduplicated students and are effective in achieving the District's goals. Students who are English learners, socio-economically disadvantaged, and/or foster youth, face barriers to learning that students who are English only, live with their families, and have greater financial means do not. Principally directed services provided in the LCAP (Actions 2.2 and 3.6 above) are developed based on the needs of Unduplicated Students.

In Addition LCAP 3.4 Provides Targeted Additional Services for English Learners includes additional engaging learning opportunities to build background knowledge, vocabulary, and support for closing learning and experience gaps for English Learners. Specific objectives for sessions are based on timely actionable data and focused on the current needs of the English Learners participating.

Taken together, the LEA and/or school wide services discussed above, along with Action 3.4 limited to Unduplicated student group (English Learners) provide a increase to services for Unduplicated pupils that is equal to or greater than the required "Percentage to Increase or Improve Services" shown above.

A description of the plan for how the additional concentration grant add-on funding identified above will be used to increase the number of staff providing direct services to students at schools that have a high concentration (above 55 percent) of foster youth, English learners, and low-income students, as applicable.

The District does not receive concentration grant add-on funding. Therefore, Not Applicable.

Staff-to-student ratios by type of school and concentration of unduplicated students	Schools with a student concentration of 55 percent or less	Schools with a student concentration of greater than 55 percent
Staff-to-student ratio of classified staff providing direct services to students	N/A	N/A
Staff-to-student ratio of certificated staff providing direct services to students	N/A	N/A

2023-24 Total Expenditures Table

Totals	LCFF Funds	Other State Funds	Local Funds	Federal Funds	Total Funds	Total Personnel	Total Non-personnel
Totals	\$2,506,361.00	\$494,505.00		\$415,069.00	\$3,415,935.00	\$2,295,979.00	\$1,119,956.00

Goal	Action #	Action Title	Student Group(s)	LCFF Funds	Other State Funds	Local Funds	Federal Funds	Total Funds
1	1.1	Provide all students access to Basic Services	All	\$258,113.00	\$100,000.00	\$0.00	\$50,000.00	\$408,113.00
1	1.2	Continue to Implement State Standards including programs/services that enable English Learners to access CA and ELD Standard.	All	\$0.00	\$0.00	\$0.00	\$0.00	\$0.00
1	1.3	Broad Course of Study	All	\$0.00	\$0.00	\$0.00	\$0.00	\$0.00
2	2.1	Actively Engage Parents in the Learning Process	All	\$6,000.00	\$0.00	\$0.00	\$9,000.00	\$15,000.00
2	2.2	Actively Engage Students in the Learning Process	English Learners Foster Youth Low Income	\$1,037,876.00	\$0.00	\$0.00	\$0.00	\$1,037,876.00
2	2.3	Create and sustain a School Climate of Safety and Connectedness	All	\$68,369.00	\$0.00	\$0.00	\$17,647.00	\$86,016.00
3	3.1	Implement PLC Process and MTSS/RTI	All	\$328,670.00	\$0.00	\$0.00	\$0.00	\$328,670.00
3	3.2	Replace Technology Devices	All	\$0.00	\$0.00	\$0.00	\$278,827.00	\$278,827.00
3	3.3	Provide targeted additional services	All	\$15,000.00	\$394,505.00	\$0.00	\$0.00	\$409,505.00
3	3.4	Provide targeted additional services for English Learners	English Learners	\$13,591.00	\$0.00	\$0.00	\$0.00	\$13,591.00

Goal	Action #	Action Title	Student Group(s)	LCFF Funds	Other State Funds	Local Funds	Federal Funds	Total Funds
3	3.5	ELD Coaching & Supplementary Materials	English Learners	\$0.00	\$0.00	\$0.00	\$15,000.00	\$15,000.00
3	3.6	Instructional Aides	English Learners Foster Youth Low Income	\$778,742.00	\$0.00	\$0.00	\$0.00	\$778,742.00
3	3.7	Title I Program District Administrative Costs	Low Income Students	\$0.00	\$0.00	\$0.00	\$43,095.00	\$43,095.00
3	3.8	Title I Homeless Set-Aside	Homeless	\$0.00	\$0.00	\$0.00	\$1,500.00	\$1,500.00

2023-24 Contributing Actions Table

1. Projected LCFF Base Grant	2. Projected LCFF Supplemental and/or Concentration Grants	3. Projected Percentage to Increase or Improve Services for the Coming School Year (2 divided by 1)	LCFF Carryover — Percentage (Percentage from Prior Year)	Total Percentage to Increase or Improve Services for the Coming School Year (3 + Carryover %)	4. Total Planned Contributing Expenditures (LCFF Funds)	5. Total Planned Percentage of Improved Services (%)	Planned Percentage to Increase or Improve Services for the Coming School Year (4 divided by 1, plus 5)	Totals by Type	Total LCFF Funds
18011670	1746771	9.70%	0.00%	9.70%	\$1,830,209.00	0.00%	10.16 %	Total:	\$1,830,209.00
								LEA-wide Total:	\$1,816,618.00
								Limited Total:	\$13,591.00
								Schoolwide Total:	\$0.00

Goal	Action #	Action Title	Contributing to Increased or Improved Services?	Scope	Unduplicated Student Group(s)	Location	Planned Expenditures for Contributing Actions (LCFF Funds)	Planned Percentage of Improved Services (%)
2	2.2	Actively Engage Students in the Learning Process	Yes	LEA-wide	English Learners Foster Youth Low Income	All Schools	\$1,037,876.00	
3	3.4	Provide targeted additional services for English Learners	Yes	Limited to Unduplicated Student Group(s)	English Learners	All Schools	\$13,591.00	
3	3.6	Instructional Aides	Yes	LEA-wide	English Learners Foster Youth Low Income	All Schools	\$778,742.00	

2022-23 Annual Update Table

Totals	Last Year's Total Planned Expenditures (Total Funds)	Total Estimated Expenditures (Total Funds)
Totals	\$3,170,795.00	\$3,347,211.75

Last Year's Goal #	Last Year's Action #	Prior Action/Service Title	Contributed to Increased or Improved Services?	Last Year's Planned Expenditures (Total Funds)	Estimated Actual Expenditures (Input Total Funds)
1	1.1	Provide all students access to Basic Services	No	\$408,113.00	\$408,113
1	1.2	Continue to Implement State Standards including programs/services that enable English Learners to access CA and ELD Standard.	No	\$0.00	\$0
1	1.3	Broad Course of Study	No	\$0.00	\$0
2	2.1	Actively Engage Parents in the Learning Process	No	\$15,000.00	\$14,700
2	2.2	Actively Engage Students in the Learning Process	Yes	\$999,904.00	\$1,037,876
2	2.3	Create and sustain a School Climate of Safety and Connectedness	No	\$86,016.00	\$81,529
3	3.1	Implement PLC Process and MTSS/RTI	No	\$328,670.00	\$300,000
3	3.2	Replace Technology Devices	No	\$242,550.00	\$278,827
3	3.3	Provide targeted additional services	No	\$409,505.00	\$380,000

Last Year's Goal #	Last Year's Action #	Prior Action/Service Title	Contributed to Increased or Improved Services?	Last Year's Planned Expenditures (Total Funds)	Estimated Actual Expenditures (Input Total Funds)
3	3.4	Provide targeted additional services for English Learners	Yes	\$13,591.00	\$13,591
3	3.5	ELD Coaching & Supplementary Materials	No	\$15,000.00	\$10,256
3	3.6	Instructional Aides	Yes	\$617,069.00	\$778,742
3	3.7	Title I Program District Administrative Costs	No	\$33,877.00	\$43,095
3	3.8	Title I Homeless Set-Aside	No	\$1,500.00	\$482.75

2022-23 Contributing Actions Annual Update Table

6. Estimated LCFF Supplemental and/or Concentration Grants (Input Dollar Amount)	4. Total Planned Contributing Expenditures (LCFF Funds)	7. Total Estimated Expenditures for Contributing Actions (LCFF Funds)	Difference Between Planned and Estimated Expenditures for Contributing Actions (Subtract 7 from 4)	5. Total Planned Percentage of Improved Services (%)	8. Total Estimated Percentage of Improved Services (%)	Difference Between Planned and Estimated Percentage of Improved Services (Subtract 5 from 8)
\$1,621,867	\$1,630,564.00	\$1,830,209.00	(\$199,645.00)	0.00%	0.00%	0.00%

Last Year's Goal #	Last Year's Action #	Prior Action/Service Title	Contributing to Increased or Improved Services?	Last Year's Planned Expenditures for Contributing Actions (LCFF Funds)	Estimated Actual Expenditures for Contributing Actions (Input LCFF Funds)	Planned Percentage of Improved Services	Estimated Actual Percentage of Improved Services (Input Percentage)
2	2.2	Actively Engage Students in the Learning Process	Yes	\$999,904.00	\$1,037,876		
3	3.4	Provide targeted additional services for English Learners	Yes	\$13,591.00	\$13,591		
3	3.6	Instructional Aides	Yes	\$617,069.00	\$778,742		

2022-23 LCFF Carryover Table

9. Estimated Actual LCFF Base Grant (Input Dollar Amount)	6. Estimated Actual LCFF Supplemental and/or Concentration Grants	LCFF Carryover — Percentage (Percentage from Prior Year)	10. Total Percentage to Increase or Improve Services for the Current School Year (6 divided by 9 + Carryover %)	7. Total Estimated Actual Expenditures for Contributing Actions (LCFF Funds)	8. Total Estimated Actual Percentage of Improved Services (%)	11. Estimated Actual Percentage of Increased or Improved Services (7 divided by 9, plus 8)	12. LCFF Carryover — Dollar Amount (Subtract 11 from 10 and multiply by 9)	13. LCFF Carryover — Percentage (12 divided by 9)
\$17,383,350	\$1,621,867	0	9.33%	\$1,830,209.00	0.00%	10.53%	\$0.00	0.00%

Instructions

[Plan Summary](#)

[Engaging Educational Partners](#)

[Goals and Actions](#)

[Increased or Improved Services for Foster Youth, English Learners, and Low-Income Students](#)

For additional questions or technical assistance related to the completion of the Local Control and Accountability Plan (LCAP) template, please contact the local county office of education (COE), or the California Department of Education's (CDE's) Local Agency Systems Support Office, by phone at 916-319-0809 or by email at lcff@cde.ca.gov.

Introduction and Instructions

The Local Control Funding Formula (LCFF) requires local educational agencies (LEAs) to engage their local educational partners in an annual planning process to evaluate their progress within eight state priority areas encompassing all statutory metrics (COEs have 10 state priorities). LEAs document the results of this planning process in the LCAP using the template adopted by the State Board of Education.

The LCAP development process serves three distinct, but related functions:

- **Comprehensive Strategic Planning:** The process of developing and annually updating the LCAP supports comprehensive strategic planning (California *Education Code* [EC] Section 52064[e][1]). Strategic planning that is comprehensive connects budgetary decisions to teaching and learning performance data. LEAs should continually evaluate the hard choices they make about the use of limited resources to meet student and community needs to ensure opportunities and outcomes are improved for all students.
- **Meaningful Engagement of Educational Partners:** The LCAP development process should result in an LCAP that reflects decisions made through meaningful engagement (EC Section 52064[e][1]). Local educational partners possess valuable perspectives and insights about an LEA's programs and services. Effective strategic planning will incorporate these perspectives and insights in order to identify potential goals and actions to be included in the LCAP.
- **Accountability and Compliance:** The LCAP serves an important accountability function because aspects of the LCAP template require LEAs to show that they have complied with various requirements specified in the LCFF statutes and regulations, most notably:
 - Demonstrating that LEAs are increasing or improving services for foster youth, English learners, and low-income students in proportion to the amount of additional funding those students generate under LCFF (EC Section 52064[b][4-6]).
 - Establishing goals, supported by actions and related expenditures, that address the statutory priority areas and statutory metrics (EC sections 52064[b][1] and [2]).
 - Annually reviewing and updating the LCAP to reflect progress toward the goals (EC Section 52064[b][7]).

The LCAP template, like each LEA’s final adopted LCAP, is a document, not a process. LEAs must use the template to memorialize the outcome of their LCAP development process, which should: (a) reflect comprehensive strategic planning (b) through meaningful engagement with educational partners that (c) meets legal requirements, as reflected in the final adopted LCAP. The sections included within the LCAP template do not and cannot reflect the full development process, just as the LCAP template itself is not intended as a tool for engaging educational partners.

If a county superintendent of schools has jurisdiction over a single school district, the county board of education and the governing board of the school district may adopt and file for review and approval a single LCAP consistent with the requirements in *EC* sections 52060, 52062, 52066, 52068, and 52070. The LCAP must clearly articulate to which entity’s budget (school district or county superintendent of schools) all budgeted and actual expenditures are aligned.

The revised LCAP template for the 2021–22, 2022–23, and 2023–24 school years reflects statutory changes made through Assembly Bill 1840 (Committee on Budget), Chapter 243, Statutes of 2018. These statutory changes enhance transparency regarding expenditures on actions included in the LCAP, including actions that contribute to meeting the requirement to increase or improve services for foster youth, English learners, and low-income students, and to streamline the information presented within the LCAP to make adopted LCAPs more accessible for educational partners and the public.

At its most basic, the adopted LCAP should attempt to distill not just what the LEA is doing for students in transitional kindergarten through grade twelve (TK–12), but also allow educational partners to understand why, and whether those strategies are leading to improved opportunities and outcomes for students. LEAs are strongly encouraged to use language and a level of detail in their adopted LCAPs intended to be meaningful and accessible for the LEA’s diverse educational partners and the broader public.

In developing and finalizing the LCAP for adoption, LEAs are encouraged to keep the following overarching frame at the forefront of the strategic planning and educational partner engagement functions:

Given present performance across the state priorities and on indicators in the California School Dashboard (Dashboard), how is the LEA using its budgetary resources to respond to TK–12 student and community needs, and address any performance gaps, including by meeting its obligation to increase or improve services for foster youth, English learners, and low-income students?

LEAs are encouraged to focus on a set of metrics and actions that the LEA believes, based on input gathered from educational partners, research, and experience, will have the biggest impact on behalf of its TK–12 students.

These instructions address the requirements for each section of the LCAP, but may include information about effective practices when developing the LCAP and completing the LCAP itself. Additionally, information is included at the beginning of each section emphasizing the purpose that each section serves.

Plan Summary

Purpose

A well-developed Plan Summary section provides a meaningful context for the LCAP. This section provides information about an LEA's community as well as relevant information about student needs and performance. In order to provide a meaningful context for the rest of the LCAP, the content of this section should be clearly and meaningfully related to the content included in the subsequent sections of the LCAP.

Requirements and Instructions

General Information – Briefly describe the LEA, its schools, and its students in grades TK–12, as applicable to the LEA. For example, information about an LEA in terms of geography, enrollment, or employment, the number and size of specific schools, recent community challenges, and other such information as an LEA wishes to include can enable a reader to more fully understand an LEA's LCAP.

Reflections: Successes – Based on a review of performance on the state indicators and local performance indicators included in the Dashboard, progress toward LCAP goals, local self-assessment tools, input from educational partners, and any other information, what progress is the LEA most proud of and how does the LEA plan to maintain or build upon that success? This may include identifying specific examples of how past increases or improvements in services for foster youth, English learners, and low-income students have led to improved performance for these students.

Reflections: Identified Need – Referring to the Dashboard, identify: (a) any state indicator for which overall performance was in the “Red” or “Orange” performance category or any local indicator where the LEA received a “Not Met” or “Not Met for Two or More Years” rating AND (b) any state indicator for which performance for any student group was two or more performance levels below the “all student” performance. What steps is the LEA planning to take to address these areas of low performance and performance gaps? An LEA that is required to include a goal to address one or more consistently low-performing student groups or low-performing schools must identify that it is required to include this goal and must also identify the applicable student group(s) and/or school(s). Other needs may be identified using locally collected data including data collected to inform the self-reflection tools and reporting local indicators on the Dashboard.

LCAP Highlights – Identify and briefly summarize the key features of this year's LCAP.

Comprehensive Support and Improvement – An LEA with a school or schools identified for comprehensive support and improvement (CSI) under the Every Student Succeeds Act must respond to the following prompts:

- **Schools Identified:** Identify the schools within the LEA that have been identified for CSI.
- **Support for Identified Schools:** Describe how the LEA has or will support the identified schools in developing CSI plans that included a school-level needs assessment, evidence-based interventions, and the identification of any resource inequities to be addressed through the implementation of the CSI plan.
- **Monitoring and Evaluating Effectiveness:** Describe how the LEA will monitor and evaluate the implementation and effectiveness of the CSI plan to support student and school improvement.

Engaging Educational Partners

Purpose

Significant and purposeful engagement of parents, students, educators, and other educational partners, including those representing the student groups identified by LCFF, is critical to the development of the LCAP and the budget process. Consistent with statute, such engagement should support comprehensive strategic planning, accountability, and improvement across the state priorities and locally identified priorities (*EC* Section 52064[e][1]). Engagement of educational partners is an ongoing, annual process.

This section is designed to reflect how the engagement of educational partners influenced the decisions reflected in the adopted LCAP. The goal is to allow educational partners that participated in the LCAP development process and the broader public understand how the LEA engaged educational partners and the impact of that engagement. LEAs are encouraged to keep this goal in the forefront when completing this section.

Statute and regulations specify the educational partners that school districts and COEs must consult when developing the LCAP: teachers, principals, administrators, other school personnel, local bargaining units of the LEA, parents, and students. Before adopting the LCAP, school districts and COEs must share it with the Parent Advisory Committee and, if applicable, to its English Learner Parent Advisory Committee. The superintendent is required by statute to respond in writing to the comments received from these committees. School districts and COEs must also consult with the special education local plan area administrator(s) when developing the LCAP.

Statute requires charter schools to consult with teachers, principals, administrators, other school personnel, parents, and students in developing the LCAP. The LCAP should also be shared with, and LEAs should request input from, schoolsite-level advisory groups, as applicable (e.g., schoolsite councils, English Learner Advisory Councils, student advisory groups, etc.), to facilitate alignment between schoolsite and district-level goals and actions.

Information and resources that support effective engagement, define student consultation, and provide the requirements for advisory group composition, can be found under Resources on the following web page of the CDE's website: <https://www.cde.ca.gov/re/lc/>.

Requirements and Instructions

Below is an excerpt from the 2018–19 *Guide for Annual Audits of K–12 Local Education Agencies and State Compliance Reporting*, which is provided to highlight the legal requirements for engagement of educational partners in the LCAP development process:

Local Control and Accountability Plan:

For county offices of education and school districts only, verify the LEA:

- a) Presented the local control and accountability plan to the parent advisory committee in accordance with Education Code section 52062(a)(1) or 52068(a)(1), as appropriate.
- b) If applicable, presented the local control and accountability plan to the English learner parent advisory committee, in accordance with Education Code section 52062(a)(2) or 52068(a)(2), as appropriate.

- c) Notified members of the public of the opportunity to submit comments regarding specific actions and expenditures proposed to be included in the local control and accountability plan in accordance with Education Code section 52062(a)(3) or 52068(a)(3), as appropriate.
- d) Held at least one public hearing in accordance with Education Code section 52062(b)(1) or 52068(b)(1), as appropriate.
- e) Adopted the local control and accountability plan in a public meeting in accordance with Education Code section 52062(b)(2) or 52068(b)(2), as appropriate.

Prompt 1: “A summary of the process used to engage educational partners and how this engagement was considered before finalizing the LCAP.”

Describe the engagement process used by the LEA to involve educational partners in the development of the LCAP, including, at a minimum, describing how the LEA met its obligation to consult with all statutorily required educational partners as applicable to the type of LEA. A sufficient response to this prompt must include general information about the timeline of the process and meetings or other engagement strategies with educational partners. A response may also include information about an LEA’s philosophical approach to engaging its educational partners.

Prompt 2: “A summary of the feedback provided by specific educational partners.”

Describe and summarize the feedback provided by specific educational partners. A sufficient response to this prompt will indicate ideas, trends, or inputs that emerged from an analysis of the feedback received from educational partners.

Prompt 3: “A description of the aspects of the LCAP that were influenced by specific input from educational partners.”

A sufficient response to this prompt will provide educational partners and the public with clear, specific information about how the engagement process influenced the development of the LCAP. The response must describe aspects of the LCAP that were influenced by or developed in response to the educational partner feedback described in response to Prompt 2. This may include a description of how the LEA prioritized requests of educational partners within the context of the budgetary resources available or otherwise prioritized areas of focus within the LCAP. For the purposes of this prompt, “aspects” of an LCAP that may have been influenced by educational partner input can include, but are not necessarily limited to:

- Inclusion of a goal or decision to pursue a Focus Goal (as described below)
- Inclusion of metrics other than the statutorily required metrics
- Determination of the desired outcome on one or more metrics
- Inclusion of performance by one or more student groups in the Measuring and Reporting Results subsection
- Inclusion of action(s) or a group of actions
- Elimination of action(s) or group of actions
- Changes to the level of proposed expenditures for one or more actions

- Inclusion of action(s) as contributing to increased or improved services for unduplicated services
- Determination of effectiveness of the specific actions to achieve the goal
- Determination of material differences in expenditures
- Determination of changes made to a goal for the ensuing LCAP year based on the annual update process
- Determination of challenges or successes in the implementation of actions

Goals and Actions

Purpose

Well-developed goals will clearly communicate to educational partners what the LEA plans to accomplish, what the LEA plans to do in order to accomplish the goal, and how the LEA will know when it has accomplished the goal. A goal statement, associated metrics and expected outcomes, and the actions included in the goal should be in alignment. The explanation for why the LEA included a goal is an opportunity for LEAs to clearly communicate to educational partners and the public why, among the various strengths and areas for improvement highlighted by performance data and strategies and actions that could be pursued, the LEA decided to pursue this goal, and the related metrics, expected outcomes, actions, and expenditures.

A well-developed goal can be focused on the performance relative to a metric or metrics for all students, a specific student group(s), narrowing performance gaps, or implementing programs or strategies expected to impact outcomes. LEAs should assess the performance of their student groups when developing goals and the related actions to achieve such goals.

Requirements and Instructions

LEAs should prioritize the goals, specific actions, and related expenditures included within the LCAP within one or more state priorities. LEAs should consider performance on the state and local indicators, including their locally collected and reported data for the local indicators that are included in the Dashboard in determining whether and how to prioritize its goals within the LCAP.

In order to support prioritization of goals, the LCAP template provides LEAs with the option of developing three different kinds of goals:

- **Focus Goal:** A Focus Goal is relatively more concentrated in scope and may focus on a fewer number of metrics to measure improvement. A Focus Goal statement will be time bound and make clear how the goal is to be measured.
- **Broad Goal:** A Broad Goal is relatively less concentrated in its scope and may focus on improving performance across a wide range of metrics.
- **Maintenance of Progress Goal:** A Maintenance of Progress Goal includes actions that may be ongoing without significant changes and allows an LEA to track performance on any metrics not addressed in the other goals of the LCAP.

At a minimum, the LCAP must address all LCFF priorities and associated metrics.

Focus Goal(s)

Goal Description: The description provided for a Focus Goal must be specific, measurable, and time bound. An LEA develops a Focus Goal to address areas of need that may require or benefit from a more specific and data intensive approach. The Focus Goal can explicitly reference the metric(s) by which achievement of the goal will be measured and the time frame according to which the LEA expects to achieve the goal.

Explanation of why the LEA has developed this goal: Explain why the LEA has chosen to prioritize this goal. An explanation must be based on Dashboard data or other locally collected data. LEAs must describe how the LEA identified this goal for focused attention, including relevant consultation with educational partners. LEAs are encouraged to promote transparency and understanding around the decision to pursue a focus goal.

Broad Goal

Goal Description: Describe what the LEA plans to achieve through the actions included in the goal. The description of a broad goal will be clearly aligned with the expected measurable outcomes included for the goal. The goal description organizes the actions and expected outcomes in a cohesive and consistent manner. A goal description is specific enough to be measurable in either quantitative or qualitative terms. A broad goal is not as specific as a focus goal. While it is specific enough to be measurable, there are many different metrics for measuring progress toward the goal.

Explanation of why the LEA has developed this goal: Explain why the LEA developed this goal and how the actions and metrics grouped together will help achieve the goal.

Maintenance of Progress Goal

Goal Description: Describe how the LEA intends to maintain the progress made in the LCFF State Priorities not addressed by the other goals in the LCAP. Use this type of goal to address the state priorities and applicable metrics not addressed within the other goals in the LCAP. The state priorities and metrics to be addressed in this section are those for which the LEA, in consultation with educational partners, has determined to maintain actions and monitor progress while focusing implementation efforts on the actions covered by other goals in the LCAP.

Explanation of why the LEA has developed this goal: Explain how the actions will sustain the progress exemplified by the related metrics.

Required Goals

In general, LEAs have flexibility in determining what goals to include in the LCAP and what those goals will address; however, beginning with the development of the 2022–23 LCAP, LEAs that meet certain criteria are required to include a specific goal in their LCAP.

Consistently low-performing student group(s) criteria: An LEA is eligible for Differentiated Assistance for three or more consecutive years based on the performance of the same student group or groups in the Dashboard. A list of the LEAs required to include a goal in the LCAP based on student group performance, and the student group(s) that lead to identification, may be found on the CDE’s Local Control Funding Formula web page at <https://www.cde.ca.gov/fg/aa/lc/>.

- **Consistently low-performing student group(s) goal requirement:** An LEA meeting the consistently low-performing student group(s) criteria must include a goal in its LCAP focused on improving the performance of the student group or groups that led to the LEA’s eligibility for Differentiated

Assistance. This goal must include metrics, outcomes, actions, and expenditures specific to addressing the needs of, and improving outcomes for, this student group or groups. An LEA required to address multiple student groups is not required to have a goal to address each student group; however, each student group must be specifically addressed in the goal. This requirement may not be met by combining this required goal with another goal.

- **Goal Description:** Describe the outcomes the LEA plans to achieve to address the needs of, and improve outcomes for, the student group or groups that led to the LEA's eligibility for Differentiated Assistance.
- **Explanation of why the LEA has developed this goal:** Explain why the LEA is required to develop this goal, including identifying the student group(s) that lead to the LEA being required to develop this goal, how the actions and associated metrics included in this goal differ from previous efforts to improve outcomes for the student group(s), and why the LEA believes the actions, metrics, and expenditures included in this goal will help achieve the outcomes identified in the goal description.

Low-performing school(s) criteria: The following criteria only applies to a school district or COE with two or more schools; it does not apply to a single-school district. A school district or COE has one or more schools that, for two consecutive years, received the two lowest performance levels on all but one of the state indicators for which the school(s) receive performance levels in the Dashboard and the performance of the "All Students" student group for the LEA is at least one performance level higher in all of those indicators. A list of the LEAs required to include a goal in the LCAP based on school performance, and the school(s) that lead to identification, may be found on the CDE's Local Control Funding Formula web page at <https://www.cde.ca.gov/fg/aa/lc/>.

- **Low-performing school(s) goal requirement:** A school district or COE meeting the low-performing school(s) criteria must include a goal in its LCAP focusing on addressing the disparities in performance between the school(s) and the LEA as a whole. This goal must include metrics, outcomes, actions, and expenditures specific to addressing the needs of, and improving outcomes for, the students enrolled at the low-performing school or schools. An LEA required to address multiple schools is not required to have a goal to address each school; however, each school must be specifically addressed in the goal. This requirement may not be met by combining this goal with another goal.
- **Goal Description:** Describe what outcomes the LEA plans to achieve to address the disparities in performance between the students enrolled at the low-performing school(s) and the students enrolled at the LEA as a whole.
- **Explanation of why the LEA has developed this goal:** Explain why the LEA is required to develop this goal, including identifying the schools(s) that lead to the LEA being required to develop this goal; how the actions and associated metrics included in this goal differ from previous efforts to improve outcomes for the school(s); and why the LEA believes the actions, metrics, and expenditures included in this goal will help achieve the outcomes for students enrolled at the low-performing school or schools identified in the goal description.

Measuring and Reporting Results:

For each LCAP year, identify the metric(s) that the LEA will use to track progress toward the expected outcomes. LEAs are encouraged to identify metrics for specific student groups, as appropriate, including expected outcomes that would reflect narrowing of any existing performance gaps.

Include in the baseline column the most recent data associated with this metric available at the time of adoption of the LCAP for the first year of the three-year plan. LEAs may use data as reported on the 2019 Dashboard for the baseline of a metric only if that data represents the most recent available (e.g., high school graduation rate).

Using the most recent data available may involve reviewing data the LEA is preparing for submission to the California Longitudinal Pupil Achievement Data System (CALPADS) or data that the LEA has recently submitted to CALPADS. Because final 2020–21 outcomes on some metrics may not be computable at the time the 2021–24 LCAP is adopted (e.g., graduation rate, suspension rate), the most recent data available may include a point in time calculation taken each year on the same date for comparability purposes.

The baseline data shall remain unchanged throughout the three-year LCAP.

Complete the table as follows:

- **Metric:** Indicate how progress is being measured using a metric.
- **Baseline:** Enter the baseline when completing the LCAP for 2021–22. As described above, the baseline is the most recent data associated with a metric. Indicate the school year to which the data applies, consistent with the instructions above.
- **Year 1 Outcome:** When completing the LCAP for 2022–23, enter the most recent data available. Indicate the school year to which the data applies, consistent with the instructions above.
- **Year 2 Outcome:** When completing the LCAP for 2023–24, enter the most recent data available. Indicate the school year to which the data applies, consistent with the instructions above.
- **Year 3 Outcome:** When completing the LCAP for 2024–25, enter the most recent data available. Indicate the school year to which the data applies, consistent with the instructions above. The 2024–25 LCAP will be the first year in the next three-year cycle. Completing this column will be part of the Annual Update for that year.
- **Desired Outcome for 2023–24:** When completing the first year of the LCAP, enter the desired outcome for the relevant metric the LEA expects to achieve by the end of the 2023–24 LCAP year.

Timeline for completing the “**Measuring and Reporting Results**” part of the Goal.

Metric	Baseline	Year 1 Outcome	Year 2 Outcome	Year 3 Outcome	Desired Outcome for Year 3 (2023–24)
Enter information in this box when completing the LCAP for 2021–22 .	Enter information in this box when completing the LCAP for 2021–22 .	Enter information in this box when completing the LCAP for 2022–23 . Leave blank until then.	Enter information in this box when completing the LCAP for 2023–24 . Leave blank until then.	Enter information in this box when completing the LCAP for 2024–25 . Leave blank until then.	Enter information in this box when completing the LCAP for 2021–22 or when adding a new metric.

The metrics may be quantitative or qualitative; but at minimum, an LEA’s LCAP must include goals that are measured using all of the applicable metrics for the related state priorities, in each LCAP year as applicable to the type of LEA. To the extent a state priority does not specify one or more metrics (e.g., implementation of state academic content and performance standards), the LEA must identify a metric to use within the LCAP. For these state priorities, LEAs are encouraged to use metrics based on or reported through the relevant self-reflection tool for local indicators within the Dashboard.

Actions: Enter the action number. Provide a short title for the action. This title will also appear in the action tables. Provide a description of the action. Enter the total amount of expenditures associated with this action. Budgeted expenditures from specific fund sources will be provided in the summary tables. Indicate whether the action contributes to meeting the increase or improved services requirement as described in the Increased or Improved Services section using a “Y” for Yes or an “N” for No. (**Note:** for each such action offered on an LEA-wide or schoolwide basis, the LEA will need to provide additional information in the Increased or Improved Summary Section to address the requirements in *California Code of Regulations*, Title 5 [5 CCR] Section 15496(b) in the Increased or Improved Services Section of the LCAP).

Actions for English Learners: School districts, COEs, and charter schools that have a numerically significant English learner student subgroup must include specific actions in the LCAP related to, at a minimum, the language acquisition programs, as defined in *EC* Section 306, provided to students and professional development activities specific to English learners.

Actions for Foster Youth: School districts, COEs, and charter schools that have a numerically significant Foster Youth student subgroup are encouraged to include specific actions in the LCAP designed to meet needs specific to Foster Youth students.

Goal Analysis:

Enter the LCAP Year.

Using actual annual measurable outcome data, including data from the Dashboard, analyze whether the planned actions were effective in achieving the goal. Respond to the prompts as instructed.

- Describe the overall implementation of the actions to achieve the articulated goal. Include a discussion of relevant challenges and successes experienced with the implementation process. This must include any instance where the LEA did not implement a planned action or implemented a planned action in a manner that differs substantively from how it was described in the adopted LCAP.
- Explain material differences between Budgeted Expenditures and Estimated Actual Expenditures and between the Planned Percentages of Improved Services and Estimated Actual Percentages of Improved Services, as applicable. Minor variances in expenditures or percentages do not need to be addressed, and a dollar-for-dollar accounting is not required.
- Describe the effectiveness of the specific actions to achieve the articulated goal as measured by the LEA. In some cases, not all actions in a goal will be intended to improve performance on all of the metrics associated with the goal. When responding to this prompt, LEAs may assess the effectiveness of a single action or group of actions within the goal in the context of performance on a single metric or group of specific metrics within the goal that are applicable to the action(s). Grouping actions with metrics will allow for more robust analysis of whether the strategy the LEA is using to impact a specified set of metrics is working and increase transparency for educational partners. LEAs are encouraged to use such an approach when goals include multiple actions and metrics that are not closely associated.
- Describe any changes made to this goal, expected outcomes, metrics, or actions to achieve this goal as a result of this analysis and analysis of the data provided in the Dashboard or other local data, as applicable.

Increased or Improved Services for Foster Youth, English Learners, and Low-Income Students

Purpose

A well-written Increased or Improved Services section provides educational partners with a comprehensive description, within a single dedicated section, of how an LEA plans to increase or improve services for its unduplicated students in grades TK–12 as compared to all students in grades TK–12, as applicable, and how LEA-wide or schoolwide actions identified for this purpose meet regulatory requirements. Descriptions provided should include sufficient detail yet be sufficiently succinct to promote a broader understanding of educational partners to facilitate their ability to provide input. An LEA’s description in this section must align with the actions included in the Goals and Actions section as contributing.

Requirements and Instructions

Projected LCFF Supplemental and/or Concentration Grants: Specify the amount of LCFF supplemental and concentration grant funds the LEA estimates it will receive in the coming year based on the number and concentration of low income, foster youth, and English learner students.

Projected Additional LCFF Concentration Grant (15 percent): Specify the amount of additional LCFF concentration grant add-on funding, as described in EC Section 42238.02, that the LEA estimates it will receive in the coming year.

Projected Percentage to Increase or Improve Services for the Coming School Year: Specify the estimated percentage by which services for unduplicated pupils must be increased or improved as compared to the services provided to all students in the LCAP year as calculated pursuant to 5 CCR Section 15496(a)(7).

LCFF Carryover — Percentage: Specify the LCFF Carryover — Percentage identified in the LCFF Carryover Table. If a carryover percentage is not identified in the LCFF Carryover Table, specify a percentage of zero (0.00%).

LCFF Carryover — Dollar: Specify the LCFF Carryover — Dollar amount identified in the LCFF Carryover Table. If a carryover amount is not identified in the LCFF Carryover Table, specify an amount of zero (\$0).

Total Percentage to Increase or Improve Services for the Coming School Year: Add the Projected Percentage to Increase or Improve Services for the Coming School Year and the Proportional LCFF Required Carryover Percentage and specify the percentage. This is the LEAs percentage by which services for unduplicated pupils must be increased or improved as compared to the services provided to all students in the LCAP year, as calculated pursuant to 5 CCR Section 15496(a)(7).

Required Descriptions:

For each action being provided to an entire school, or across the entire school district or COE, an explanation of (1) how the needs of foster youth, English learners, and low-income students were considered first, and (2) how these actions are effective in meeting the goals for these students.

For each action included in the Goals and Actions section as contributing to the increased or improved services requirement for unduplicated pupils and provided on an LEA-wide or schoolwide basis, the LEA must include an explanation consistent with 5 CCR Section 15496(b). For any such actions continued into the 2021–24 LCAP from the 2017–2020 LCAP, the LEA must determine whether or not the action was effective as expected, and this determination must reflect evidence of outcome data or actual implementation to date.

Principally Directed and Effective: An LEA demonstrates how an action is principally directed towards and effective in meeting the LEA’s goals for unduplicated students when the LEA explains how:

- It considers the needs, conditions, or circumstances of its unduplicated pupils;
- The action, or aspect(s) of the action (including, for example, its design, content, methods, or location), is based on these considerations; and
- The action is intended to help achieve an expected measurable outcome of the associated goal.

As such, the response provided in this section may rely on a needs assessment of unduplicated students.

Conclusory statements that a service will help achieve an expected outcome for the goal, without an explicit connection or further explanation as to how, are not sufficient. Further, simply stating that an LEA has a high enrollment percentage of a specific student group or groups does not meet the increase or improve services standard because enrolling students is not the same as serving students.

For example, if an LEA determines that low-income students have a significantly lower attendance rate than the attendance rate for all students, it might justify LEA-wide or schoolwide actions to address this area of need in the following way:

After assessing the needs, conditions, and circumstances of our low-income students, we learned that the attendance rate of our low-income students is 7 percent lower than the attendance rate for all students. (Needs, Conditions, Circumstances [Principally Directed])

In order to address this condition of our low-income students, we will develop and implement a new attendance program that is designed to address some of the major causes of absenteeism, including lack of reliable transportation and food, as well as a school climate that does not emphasize the importance of attendance. Goal N, Actions X, Y, and Z provide additional transportation and nutritional resources as well as a districtwide educational campaign on the benefits of high attendance rates. (Contributing Action[s])

These actions are being provided on an LEA-wide basis and we expect/hope that all students with less than a 100 percent attendance rate will benefit. However, because of the significantly lower attendance rate of low-income students, and because the actions meet needs most associated with the chronic stresses and experiences of a socio-economically disadvantaged status, we expect that the attendance rate for our low-income students will increase significantly more than the average attendance rate of all other students. (Measurable Outcomes [Effective In])

COEs and Charter Schools: Describe how actions included as contributing to meeting the increased or improved services requirement on an LEA-wide basis are principally directed to and effective in meeting its goals for unduplicated pupils in the state and any local priorities as described above. In the case of COEs and charter schools, schoolwide and LEA-wide are considered to be synonymous.

For School Districts Only:

Actions Provided on an LEA-Wide Basis:

Unduplicated Percentage > 55 percent: For school districts with an unduplicated pupil percentage of 55 percent or more, describe how these actions are principally directed to and effective in meeting its goals for unduplicated pupils in the state and any local priorities as described above.

Unduplicated Percentage < 55 percent: For school districts with an unduplicated pupil percentage of less than 55 percent, describe how these actions are principally directed to and effective in meeting its goals for unduplicated pupils in the state and any local priorities. Also describe how the actions **are the most effective use of the funds** to meet these goals for its unduplicated pupils. Provide the basis for this determination, including any alternatives considered, supporting research, experience, or educational theory.

Actions Provided on a Schoolwide Basis:

School Districts must identify in the description those actions being funded and provided on a schoolwide basis, and include the required description supporting the use of the funds on a schoolwide basis.

For schools with 40 percent or more enrollment of unduplicated pupils: Describe how these actions are principally directed to and effective in meeting its goals for its unduplicated pupils in the state and any local priorities.

For school districts expending funds on a schoolwide basis at a school with less than 40 percent enrollment of unduplicated pupils: Describe how these actions are principally directed to and how the actions are the most effective use of the funds to meet its goals for foster youth, English learners, and low-income students in the state and any local priorities.

A description of how services for foster youth, English learners, and low-income students are being increased or improved by the percentage required.

Consistent with the requirements of 5 CCR Section 15496, describe how services provided for unduplicated pupils are increased or improved by at least the percentage calculated as compared to the services provided for all students in the LCAP year. To improve services means to grow services in quality and to increase services means to grow services in quantity. Services are increased or improved by those actions in the LCAP that are included in the Goals and Actions section as contributing to the increased or improved services requirement, whether they are provided on an LEA-wide or schoolwide basis or provided on a limited basis to unduplicated students. A limited action is an action that only serves foster youth, English learners, and/or low-income students. This description must address how these action(s) are expected to result in the required proportional increase or improvement in services for unduplicated pupils as compared to the services the LEA provides to all students for the relevant LCAP year.

For any action contributing to meeting the increased or improved services requirement that is associated with a Planned Percentage of Improved Services in the Contributing Summary Table rather than an expenditure of LCFF funds, describe the methodology that was used to determine the contribution of the action towards the proportional percentage. See the instructions for determining the Planned Percentage of Improved Services for information on calculating the Percentage of Improved Services.

A description of the plan for how the additional concentration grant add-on funding identified above will be used to increase the number of staff providing direct services to students at schools that have a high concentration (above 55 percent) of foster youth, English learners, and low-income students, as applicable.

An LEA that receives the additional concentration grant add-on described in EC Section 42238.02 is required to demonstrate how it is using these funds to increase the number of staff who provide direct services to students at schools with an enrollment of unduplicated students that is greater than 55 percent as compared to the number of staff who provide direct services to students at schools with an enrollment of unduplicated students that is equal to or less than 55 percent. The staff who provide direct services to students must be certificated staff and/or classified staff employed by the LEA; classified staff includes custodial staff.

Provide the following descriptions, as applicable to the LEA:

An LEA that does not receive a concentration grant or the concentration grant add-on must indicate that a response to this prompt is not applicable.

Identify the goal and action numbers of the actions in the LCAP that the LEA is implementing to meet the requirement to increase the number of staff who provide direct services to students at schools with an enrollment of unduplicated students that is greater than 55 percent.

An LEA that does not have comparison schools from which to describe how it is using the concentration grant add-on funds, such as an LEA that only has schools with an enrollment of unduplicated students that is greater than 55 percent, must describe how it is using the funds to increase the number of credentialed staff, classified staff, or both, including custodial staff, who provide direct services to students at selected schools and the criteria used to determine which schools require additional staffing support.

In the event that an additional concentration grant add-on is not sufficient to increase staff providing direct services to students at a school with an enrollment of unduplicated students that is greater than 55 percent, the LEA must describe how it is using the funds to retain staff providing direct services to students at a school with an enrollment of unduplicated students that is greater than 55 percent.

Complete the table as follows:

- Provide the staff-to-student ratio of classified staff providing direct services to students with a concentration of unduplicated students that is 55 percent or less and the staff-to-student ratio of classified staff providing direct services to students at schools with a concentration of unduplicated students that is greater than 55 percent, as applicable to the LEA. The LEA may group its schools by grade span (Elementary, Middle/Junior High, and High Schools), as applicable to the LEA. The staff-to-student ratio must be based on the number of full time equivalent (FTE) staff and the number of enrolled students as counted on the first Wednesday in October of each year.
- Provide the staff-to-student ratio of certificated staff providing direct services to students at schools with a concentration of unduplicated students that is 55 percent or less and the staff-to-student ratio of certificated staff providing direct services to students at schools with a concentration of unduplicated students that is greater than 55 percent, as applicable to the LEA. The LEA may group its schools by grade span (Elementary, Middle/Junior High, and High Schools), as applicable to the LEA. The staff-to-student ratio must be based on the number of FTE staff and the number of enrolled students as counted on the first Wednesday in October of each year.

Action Tables

Complete the Data Entry Table for each action in the LCAP. The information entered into this table will automatically populate the other Action Tables. Information is only entered into the Data Entry Table, the Annual Update Table, the Contributing Actions Annual Update Table, and the LCFF Carryover Table. With the exception of the Data Entry Table, the word “input” has been added to column headers to aid in identifying the column(s) where information will be entered. Information is not entered on the remaining Action tables.

The following tables are required to be included as part of the LCAP adopted by the local governing board or governing body:

- Table 1: Total Planned Expenditures Table (for the coming LCAP Year)

- Table 2: Contributing Actions Table (for the coming LCAP Year)
- Table 3: Annual Update Table (for the current LCAP Year)
- Table 4: Contributing Actions Annual Update Table (for the current LCAP Year)
- Table 5: LCFF Carryover Table (for the current LCAP Year)

Note: The coming LCAP Year is the year that is being planned for, while the current LCAP year is the current year of implementation. For example, when developing the 2022–23 LCAP, 2022–23 will be the coming LCAP Year and 2021–22 will be the current LCAP Year.

Data Entry Table

The Data Entry Table may be included in the LCAP as adopted by the local governing board or governing body, but is not required to be included. In the Data Entry Table, input the following information for each action in the LCAP for that applicable LCAP year:

- **LCAP Year:** Identify the applicable LCAP Year.
- **1. Projected LCFF Base Grant:** Provide the total amount of LCFF funding the LEA estimates it will receive for the coming school year, excluding the supplemental and concentration grants and the add-ons for the Targeted Instructional Improvement Grant Program and the Home to School Transportation Program, pursuant to 5 CCR Section 15496(a)(8).

See *EC* sections 2574 (for COEs) and 42238.02 (for school districts and charter schools), as applicable, for LCFF apportionment calculations.

- **2. Projected LCFF Supplemental and/or Concentration Grants:** Provide the total amount of LCFF supplemental and concentration grants the LEA estimates it will receive on the basis of the number and concentration of unduplicated students for the coming school year.
- **3. Projected Percentage to Increase or Improve Services for the Coming School Year:** This percentage will not be entered; it is calculated based on the Projected LCFF Base Grant and the Projected LCFF Supplemental and/or Concentration Grants, pursuant to 5 CCR Section 15496(a)(8). This is the percentage by which services for unduplicated pupils must be increased or improved as compared to the services provided to all students in the coming LCAP year.
- **LCFF Carryover — Percentage:** Specify the LCFF Carryover — Percentage identified in the LCFF Carryover Table from the prior LCAP year. If a carryover percentage is not identified in the LCFF Carryover Table, specify a percentage of zero (0.00%).
- **Total Percentage to Increase or Improve Services for the Coming School Year:** This percentage will not be entered; it is calculated based on the Projected Percentage to Increase or Improve Services for the Coming School Year and the LCFF Carryover —

Percentage. This is the percentage by which the LEA must increase or improve services for unduplicated pupils as compared to the services provided to all students in the coming LCAP year.

- **Goal #:** Enter the LCAP Goal number for the action.
- **Action #:** Enter the action's number as indicated in the LCAP Goal.
- **Action Title:** Provide a title of the action.
- **Student Group(s):** Indicate the student group or groups who will be the primary beneficiary of the action by entering "All," or by entering a specific student group or groups.
- **Contributing to Increased or Improved Services?:** Type "Yes" if the action **is** included as contributing to meeting the increased or improved services; OR, type "No" if the action is **not** included as contributing to meeting the increased or improved services.
- If "Yes" is entered into the Contributing column, then complete the following columns:
 - **Scope:** The scope of an action may be LEA-wide (i.e., districtwide, countywide, or charterwide), schoolwide, or limited. An action that is LEA-wide in scope upgrades the entire educational program of the LEA. An action that is schoolwide in scope upgrades the entire educational program of a single school. An action that is limited in its scope is an action that serves only one or more unduplicated student groups.
 - **Unduplicated Student Group(s):** Regardless of scope, contributing actions serve one or more unduplicated student groups. Indicate one or more unduplicated student groups for whom services are being increased or improved as compared to what all students receive.
 - **Location:** Identify the location where the action will be provided. If the action is provided to all schools within the LEA, the LEA must indicate "All Schools." If the action is provided to specific schools within the LEA or specific grade spans only, the LEA must enter "Specific Schools" or "Specific Grade Spans." Identify the individual school or a subset of schools or grade spans (e.g., all high schools or grades transitional kindergarten through grade five), as appropriate.
- **Time Span:** Enter "ongoing" if the action will be implemented for an indeterminate period of time. Otherwise, indicate the span of time for which the action will be implemented. For example, an LEA might enter "1 Year," or "2 Years," or "6 Months."
- **Total Personnel:** Enter the total amount of personnel expenditures utilized to implement this action.
- **Total Non-Personnel:** This amount will be automatically calculated based on information provided in the Total Personnel column and the Total Funds column.

- **LCFF Funds:** Enter the total amount of LCFF funds utilized to implement this action, if any. LCFF funds include all funds that make up an LEA’s total LCFF target (i.e., base grant, grade span adjustment, supplemental grant, concentration grant, Targeted Instructional Improvement Block Grant, and Home-To-School Transportation).
 - **Note:** For an action to contribute towards meeting the increased or improved services requirement it must include some measure of LCFF funding. The action may also include funding from other sources, however the extent to which an action contributes to meeting the increased or improved services requirement is based on the LCFF funding being used to implement the action.
- **Other State Funds:** Enter the total amount of Other State Funds utilized to implement this action, if any.
- **Local Funds:** Enter the total amount of Local Funds utilized to implement this action, if any.
- **Federal Funds:** Enter the total amount of Federal Funds utilized to implement this action, if any.
- **Total Funds:** This amount is automatically calculated based on amounts entered in the previous four columns.
- **Planned Percentage of Improved Services:** For any action identified as contributing, being provided on a Limited basis to unduplicated students, and that does not have funding associated with the action, enter the planned quality improvement anticipated for the action as a percentage rounded to the nearest hundredth (0.00%). A limited action is an action that only serves foster youth, English learners, and/or low-income students.
 - As noted in the instructions for the Increased or Improved Services section, when identifying a Planned Percentage of Improved Services, the LEA must describe the methodology that it used to determine the contribution of the action towards the proportional percentage. The percentage of improved services for an action corresponds to the amount of LCFF funding that the LEA estimates it would expend to implement the action if it were funded.

For example, an LEA determines that there is a need to analyze data to ensure that instructional aides and expanded learning providers know what targeted supports to provide to students who are foster youth. The LEA could implement this action by hiring additional staff to collect and analyze data and to coordinate supports for students, which the LEA estimates would cost \$165,000. Instead, the LEA chooses to utilize a portion of existing staff time to analyze data relating to students who are foster youth. This analysis will then be shared with site principals who will use the data to coordinate services provided by instructional assistants and expanded learning providers to target support to students. In this example, the LEA would divide the estimated cost of \$165,000 by the amount of LCFF Funding identified in the Data Entry Table and then convert the quotient to a percentage. This percentage is the Planned Percentage of Improved Service for the action.

Contributing Actions Table

As noted above, information will not be entered in the Contributing Actions Table; however, the ‘Contributing to Increased or Improved Services?’ column will need to be checked to ensure that only actions with a “Yes” are displaying. If actions with a “No” are displayed or if actions that are contributing are not displaying in the column, use the drop-down menu in the column header to filter only the “Yes” responses.

Annual Update Table

In the Annual Update Table, provide the following information for each action in the LCAP for the relevant LCAP year:

- **Estimated Actual Expenditures:** Enter the total estimated actual expenditures to implement this action, if any.

Contributing Actions Annual Update Table

In the Contributing Actions Annual Update Table, check the ‘Contributing to Increased or Improved Services?’ column to ensure that only actions with a “Yes” are displaying. If actions with a “No” are displayed or if actions that are contributing are not displaying in the column, use the drop-down menu in the column header to filter only the “Yes” responses. Provide the following information for each contributing action in the LCAP for the relevant LCAP year:

- **6. Estimated Actual LCFF Supplemental and/or Concentration Grants:** Provide the total amount of LCFF supplemental and concentration grants the LEA estimates it will actually receive based on of the number and concentration of unduplicated students in the current school year.
- **Estimated Actual Expenditures for Contributing Actions:** Enter the total estimated actual expenditure of LCFF funds used to implement this action, if any.
- **Estimated Actual Percentage of Improved Services:** For any action identified as contributing, being provided on a Limited basis only to unduplicated students, and that does not have funding associated with the action, enter the total estimated actual quality improvement anticipated for the action as a percentage rounded to the nearest hundredth (0.00%).
 - Building on the example provided above for calculating the Planned Percentage of Improved Services, the LEA in the example implements the action. As part of the annual update process, the LEA reviews implementation and student outcome data and determines that the action was implemented with fidelity and that outcomes for foster youth students improved. The LEA reviews the original estimated cost for the action and determines that had it hired additional staff to collect and analyze data and to coordinate supports for students that estimated actual cost would have been \$169,500 due to a cost of living adjustment. The LEA would divide the estimated actual cost of \$169,500 by the amount of LCFF Funding identified in the Data Entry Table and then convert the quotient to a percentage. This percentage is the Estimated Actual Percentage of Improved Services for the action.

LCFF Carryover Table

- **9. Estimated Actual LCFF Base Grant:** Provide the total amount of LCFF funding the LEA estimates it will receive for the current school year, excluding the supplemental and concentration grants and the add-ons for the Targeted Instructional Improvement Grant Program and the Home to School Transportation Program, pursuant to 5 CCR Section 15496(a)(8).

- **10. Total Percentage to Increase or Improve Services for the Current School Year:** This percentage will not be entered. The percentage is calculated based on the amounts of the Estimated Actual LCFF Base Grant (9) and the Estimated Actual LCFF Supplemental and/or Concentration Grants (6), pursuant to 5 CCR Section 15496(a)(8), plus the LCFF Carryover – Percentage from the prior year. This is the percentage by which services for unduplicated pupils must be increased or improved as compared to the services provided to all students in the current LCAP year.

Calculations in the Action Tables

To reduce the duplication of effort of LEAs, the Action Tables include functionality such as pre-population of fields and cells based on the information provided in the Data Entry Table, the Annual Update Summary Table, and the Contributing Actions Table. For transparency, the functionality and calculations used are provided below.

Contributing Actions Table

- 4. Total Planned Contributing Expenditures (LCFF Funds)
 - This amount is the total of the Planned Expenditures for Contributing Actions (LCFF Funds) column
- 5. Total Planned Percentage of Improved Services
 - This percentage is the total of the Planned Percentage of Improved Services column
- Planned Percentage to Increase or Improve Services for the coming school year (4 divided by 1, plus 5)
 - This percentage is calculated by dividing the Total Planned Contributing Expenditures (4) by the Projected LCFF Base Grant (1), converting the quotient to a percentage, and adding it to the Total Planned Percentage of Improved Services (5).

Contributing Actions Annual Update Table

Pursuant to *EC* Section 42238.07(c)(2), if the Total Planned Contributing Expenditures (4) is less than the Estimated Actual LCFF Supplemental and Concentration Grants (6), the LEA is required to calculate the difference between the Total Planned Percentage of Improved Services (5) and the Total Estimated Actual Percentage of Improved Services (7). If the Total Planned Contributing Expenditures (4) is equal to or greater than the Estimated Actual LCFF Supplemental and Concentration Grants (6), the Difference Between Planned and Estimated Actual Percentage of Improved Services will display “Not Required.”

- 6. Estimated Actual LCFF Supplemental and Concentration Grants
 - This is the total amount of LCFF supplemental and concentration grants the LEA estimates it will actually receive based on of the number and concentration of unduplicated students in the current school year.
- 4. Total Planned Contributing Expenditures (LCFF Funds)
 - This amount is the total of the Last Year's Planned Expenditures for Contributing Actions (LCFF Funds)

- 7. Total Estimated Actual Expenditures for Contributing Actions
 - This amount is the total of the Estimated Actual Expenditures for Contributing Actions (LCFF Funds)
- Difference Between Planned and Estimated Actual Expenditures for Contributing Actions (Subtract 7 from 4)
 - This amount is the Total Estimated Actual Expenditures for Contributing Actions (7) subtracted from the Total Planned Contributing Expenditures (4)
- 5. Total Planned Percentage of Improved Services (%)
 - This amount is the total of the Planned Percentage of Improved Services column
- 8. Total Estimated Actual Percentage of Improved Services (%)
 - This amount is the total of the Estimated Actual Percentage of Improved Services column
- Difference Between Planned and Estimated Actual Percentage of Improved Services (Subtract 5 from 8)
 - This amount is the Total Planned Percentage of Improved Services (5) subtracted from the Total Estimated Actual Percentage of Improved Services (8)

LCFF Carryover Table

- 10. Total Percentage to Increase or Improve Services for the Current School Year (6 divided by 9 + Carryover %)
 - This percentage is the Estimated Actual LCFF Supplemental and/or Concentration Grants (6) divided by the Estimated Actual LCFF Base Grant (9) plus the LCFF Carryover – Percentage from the prior year.
- 11. Estimated Actual Percentage of Increased or Improved Services (7 divided by 9, plus 8)
 - This percentage is the Total Estimated Actual Expenditures for Contributing Actions (7) divided by the LCFF Funding (9), then converting the quotient to a percentage and adding the Total Estimated Actual Percentage of Improved Services (8).
- 12. LCFF Carryover — Dollar Amount LCFF Carryover (Subtract 11 from 10 and multiply by 9)
 - If the Estimated Actual Percentage of Increased or Improved Services (11) is less than the Estimated Actual Percentage to Increase or Improve Services (10), the LEA is required to carry over LCFF funds.

The amount of LCFF funds is calculated by subtracting the Estimated Actual Percentage to Increase or Improve Services (11) from the Estimated Actual Percentage of Increased or Improved Services (10) and then multiplying by the Estimated Actual LCFF Base Grant (9). This amount is the amount of LCFF funds that is required to be carried over to the coming year.

- 13. LCFF Carryover — Percentage (12 divided by 9)
 - This percentage is the unmet portion of the Percentage to Increase or Improve Services that the LEA must carry over into the coming LCAP year. The percentage is calculated by dividing the LCFF Carryover (12) by the LCFF Funding (9).

California Department of Education
January 2022



CENTRAL UNION SCHOOL DISTRICT

August 14, 2023

MINUTES

The regular open public meeting of the Central Union School District Board of Trustees was held on **Monday, August 14, 2023** at District Presentation Center, 15783 18th Avenue, Lemoore, CA 93245. The Board meeting began with a preliminary open session at **5:30 p.m.** and adjourned into closed session at **5:30 p.m.** After the closed session the general open session was called to order at **6:00 p.m.** The meeting adjourned at **6:30 p.m.**

Any individual who requires a translator, disability-related accommodations or modifications including auxiliary aids and services in order to participate in the Board meeting should contact the Superintendent or designee in writing no later than 8:00 a.m. the day of the meeting.

Any writings or documents that are public records and are provided to a majority of the governing board regarding an open session item on this agenda will be made available for public inspection in the Central Union School District office located at 15783 18th Avenue, Lemoore, California during normal business hours.

If any visitor wishes to address the Board, the request form, entitled "*Request to Address the Board*" should be filled out as soon as possible. **Complete the form in its entirety and give it to the Superintendent.** Persons may speak to any item on the agenda when it comes up for discussion or persons may speak during the time designated, "Courtesy to Visitors." Persons speaking to the board should understand that the Board invites your comments. Most questions asked of the Board require research and/or investigation. Therefore, the Board may respond to your questions in writing. Your input is important. However, if the comments involve a District employee or a student, the President will, at that time, explain the rights of the Speaker and the rights of the employee and/or student. Each address to the Board should not exceed five minutes in length with no more than thirty minutes per item.

CUSD Mission Statement ~

Central Union School District seeks to be an exemplary learning community. We build the foundation of this community through meaningful relationships, relevant and engaging learning, effective communication, and providing a safe atmosphere. Each student will be treated as an individual, given the tools to be a lifelong learner, and taught to function as a member of a group and as a productive member of society. We challenge ourselves to be better than we think we can be, and advocate for the greater good of our community. Our success in this mission will build lifelong, confident learners, who have the tools necessary for success in a changing world.

1. OPEN PUBLIC SESSION:

- a. Call to Order
- b. Roll Call
- c. Flag Salute

Trustees:

Dale Davidson, Jeffrey Gilcrease, and Ceil Howe III were all present.

District Administration:

Tom Addington
Traci Fullerton
Jared Johnson
Karla Burgos-Rodriguez
Teresa Santamaria
Davinder Sidhu

Site Administration:

Akers: Heiko Sweeney, Darin Denney
Central: Anne Gonzales, David Pilcher
Neutra: Elizabeth Alvarado, Brittany Gately
Stratford: Christina Gonzales, Tara Taylor

CUSD Employee Associations' Representatives and others in attendance

2. PRESENTATION(S):

- a. Ryan P. Tung (Lozano Smith) and Ken Reynolds (SchoolWorks) - District Trustee Boundaries [Video presentation]

3. DISTRICT REPORTS:

- a. Business Department Update
- b. Superintendent Update

4. COURTESY TO VISITORS:

Persons speaking to the board should understand that the Board invites your comments. Most questions asked of the Board require research and/or investigation. Therefore, the Board may respond to your questions in writing. Your input is important. However, if the comments involve a District employee or a student, the President will, at that time, explain the rights of the Speaker and the rights of the employee and/or student. Each address to the Board should not exceed five minutes in length with no more than thirty minutes per item.

5. CORRESPONDENCE AND BOARD INFORMATION:

- a. MISA Newsletter
- b. NAFIS Impact Aid August Newsletter
- c. Quarterly Williams Compliance Report

6. CONSENT AGENDA:

(at this time board members may request that an item or items be removed from the consent agenda and placed as 'new business')

- a. Approved minutes of the board meeting of June 16, 2023

- b. Approved the following contracts:
 - i. Echo Atwell Specialty Instructional Aide
 - ii. Carolina Barajas Specialty Instructional Aide
 - iii. Guadalupe Barajas Specialty Instructional Aide
 - iv. Stephanie Billingsley Probationary 0 Teacher
 - v. Andrew Castillo Technology Support Specialist
 - vi. Kristen Cullen Probationary 1 Teacher
 - vii. Lindsay Davis Specialty Instructional Aide
 - viii. Julie Duty Specialty Instructional Aide
 - ix. Jennifer Garcia Specialty Instructional Aide
 - x. Yasmin Gonzalez Probationary 0 Teacher
 - xi. Maria Griffin Specialty Instructional Aide
 - xii. Justene Guzman Probationary 0 Teacher
 - xiii. Shandon Kime Specialty Instructional Aide
 - xiv. Meray Malta Cafeteria Helper
 - xv. Jay Mantuano-Nichols Behavior Support Instructional Aide
 - xvi. Angela McNatt Specialty Instructional Aide
 - xvii. Alexandra Melvin District Psychologist
 - xviii. Shannon Morris Specialty Instructional Aide
 - xix. Clarah Noel Specialty Instructional Aide
 - xx. Amanda Norris Specialty Instructional Aide
 - xxi. Stefie Shen Probationary 0 Teacher
 - xxii. Alison Williams Probationary 1 Teacher
 - xxiii. Cassandra Trevino Cafeteria Helper
- c. Approved separations:
 - i. 1-7/23
 - ii. 2-7/23
 - iii. 3-7/23
 - iv. 4-7/23
- d. Approved agreement with AALRR for legal services and representation
- e. Approved memorandum of understanding with Kings County Office of Education for Program for Intersession Enrichment Program for ELOP
- f. Approved memorandum of understanding with Kings County Office of Education for Program for English Language Development Training and Support
- g. Approved memorandum of understanding with Kings County Office of Education for Program for ELPAC and CAASPP Training and Support
- h. Approved agreement with Civic Education Center for student leadership training
- i. Approved memorandum with Rebecca Reynolds, LMFT, for provision of educationally related mental health services
- j. Approved agreement with Zoom, Inc for video communications software
- k. Approved ice machine surplus request
- l. Approved technology surplus request
- m. Accepted school supplies donation for Neutra School

Approved items a) through m)

Motion: Jeffrey Gilcrease

Seconded: Ceil Howe, III

Dale Davidson Vote: AYE

Ceil Howe, III Vote: AYE

Jeffrey Gilcrease Vote: AYE

7. OLD BUSINESS

a. None

8. NEW BUSINESS

a. No announcements were made from the closed session.

b. Approved June 2023 District warrants

c. Approved July 2023 District warrants

d. Approved July 2023 Fiscal Position Reports for General Fund and Cafeteria Fund

*On motion was made for items b, c and d.

Motion: Ceil Howe, III

Seconded: Jeffrey Gilcrease

Dale Davidson Vote: AYE

Ceil Howe, III Vote: AYE

Jeffrey Gilcrease Vote: AYE

e. Approved the Total Compensation Systems GASB 74/75 report of Retiree Health Liabilities for fiscal year ending June 30, 2023

Motion: Ceil Howe, III

Seconded: Jeffrey Gilcrease

Dale Davidson Vote: AYE

Ceil Howe, III Vote: AYE

Jeffrey Gilcrease Vote: AYE

f. Approved Resolution #L-08-14-2023 Assignment Monitor Resolution

Motion: Jeffrey Gilcrease

Seconded: Ceil Howe, III

Dale Davidson Vote: AYE

Ceil Howe, III Vote: AYE

Jeffrey Gilcrease Vote: AYE

9. BOARD MEMBER COMMENTS: None

10. CLOSED SESSION:

The closed session of the Board of Trustees will be held to consider the following:

- a. Labor Negotiations (Gov. Code §54957.6)
 - Agency designated representatives:
 - Employee organization: CUETA and CUCEA

Respectively submitted,

President

Clerk

Thomas Addington
Superintendent

15783 18th Avenue
Lemoore, CA 93245
Telephone (559) 924-3405
Fax (559) 924-1153



Central Union School District
Lemoore, CA

Board Members

Dale Davidson
Jeffrey Gilcrease
Ceil Howe, III

To: Central Union School Board of Trustees
From: Tom Addington
Date: September 2, 2023
Re: Coaches Certification

Needed on board agenda

- Action
 - Consent
 - New Business
- Information

Item:

Approval is sought for coaches' list (Exhibit A) for 2023-24 school year

Rationale/Purpose:

Per Title 5 Code of Regulations (T5 5593), the attached list is updated on a yearly basis. These individuals possess CPR/First Aid certification. Those on the list who have yet to complete the CPR/First Aid will submit verification of completion prior to commencement of coaching activities. In addition to CPR and First Aid, all coaches participate in online training for awareness of sudden cardiac arrest, heat illness, and concussion symptoms.

The list includes those individuals who will serve in a coaching capacity during the current school year. Additional volunteer coaches from the community will participate and support the sports program at the school, however, these volunteers are under the direct supervision of the following coaches to be certified for the school year.

Fiscal Impact:

Stipend allowances are provided to all certificated staff members involved with coaching school teams. Compensation for extracurricular duties (coaches) is based upon a determined percentage off of Step I-1 of the certificated salary schedule.

Extra-curricular Activity	Number of Teams per site	Maximum Number of Coaches	Stipend per coach Percent based upon Step I-1 of cert salary
Fall			
Flag Football	2	2	1.75%

Volleyball	2	2	1.75%
Cross Country (Intermediate)	1	1	0.50%

Winter BASKETBALL

Basketball	4	4	1.75%
------------	---	---	-------

Spring TRACK

Track (Jr High)	1	3	1.75%
Track (Intermediate)	1	2	1.75%

Maximum fiscal impact if all teams were fully staffed is \$59,841. Given the coaches' submission in Exhibit A, the fiscal impact for coaching stipends for the 2023-24 school year is \$34,625

Recommendation:

Accept coaches list as included for athletic teams for the 2023-24 school year.

School Site	First Name	Last Name	Sport - Fall	Sport - Winter	Sport - Spring
Akers	Shayna	Dobbins			Track (Intermediate)
Akers	Brian	Fraley	Flag Football	Boys Basketball	Track (Jr. High)
Akers	Courtney	Hale	Volleyball		
Akers	Chris	Holdbrooks		Boys Basketball	
Akers	Diana	Holmes	Cross Country (Intermediate)		Track (Intermediate)
Akers	Beth	Piper	Volleyball	Girls Basketball	Track (Jr. High)
Central	Kristen	Cullen	Volleyball		
Central	Daniel	Olveda	Flag Football	Boys Basketball	Track (Jr. High)
Central	Nicole	Rocha		Girls Basketball	
Neutra	Curt	Elia	Cross Country (Intermediate)		Track (Intermediate)
Neutra	Kelly	Gosschalk			Track (Intermediate)
Stratford	Jesus	Acosta	Volleyball	Girls Basketball	Track (Jr. High)
Stratford	Luke	Jacobs	Flag Football	Boys Basketball	Track (Jr. High)
Stratford	Robert Adrian	Maldonado	Flag Football	Boys Basketball	Track (Jr. High)

Sales Order For:		Contact Information:	
Account	CENTRAL UNION ELEMENTARY	Company Name	Nearpod Inc.
Address	15783 18TH AVE LEMOORE, California 93245 UNITED STATES	Address	1855 Griffin Road A-290 Dania Beach, FL 33004
Contact	Mark Tompkins	Nearpod Contact	Rachelle Williams rachelle.williams@nearpod.com
		Company Phone	305-677-5030
Service Start:	07/25/2023	Please Note: If you are a <i>Tax-Exempt Customer</i> , please include your Sales Tax-Exempt Certificate with signed documents/proof of payment. Otherwise, applicable tax will be included in your invoice.	
Service End:	07/24/2024		
Ask your Nearpod Rep about locking in your rate for up to 3 years with multi-year pricing.			

PRODUCTS

Product	Quantity	Total
Nearpod Premium Plus - District	1800 - Students	\$11,762.11
Nearpod Digital Citizenship and Literacy	1800 - Students	\$1,869.95
Nearpod English Learner	249 - Students	\$2,077.72
	Total	(USD) \$15,709.78

Product Description Detail

Nearpod Premium Plus - District

Nearpod Premium Plus - District:

Nearpod Premium Plus, including unlimited access to:

- Nearpod's lesson, video, and activity creation and delivery platform with 20+ formative assessment and media features
- Nearpod Lesson Library with 8,500+ standards-aligned, interactive lessons for all K-12 subject areas, featuring favorite educational brands
- Nearpod Video & Activity Library with 10,200+ standards-aligned interactive videos and 3,300+ activities for all K-12 subject areas, featuring favorite educational brands, that can be used on their own, or added to Nearpod slides lessons
- District features including larger class sizes, unlimited storage, School and District shared Libraries, LMS integration, and more
- Premium Plus lesson delivery features, including Live Teacher Annotation, Co-Teaching, and Live to Student-Paced

Nearpod Digital Citizenship and Literacy

Nearpod Digital Citizenship and Literacy:

A K-12 solution to support instruction in computer science including digital citizenship, coding, applications of technology, and media literacy, featuring resources from Common Sense Education, Typesy, and Code Monkey.

Nearpod English Learner

Nearpod EL is a standards-aligned supplemental program that provides the content, tools, and organization needed to create daily differentiated learning experiences that maximize language acquisition for all learners. Nearpod EL empowers every teacher to:

- Differentiate instruction with EL Content Companions and language supports, all organized in one place
- Engage every learner with equitable learning experiences
- Know where students need help through real-time data

Training Policy

Training Cancellation Policy

Nearpod requests 48 hours notice to cancel or reschedule a confirmed session. If the session is not canceled but no one attends, this session will be considered expired.

Minimum Attendance Policy

Nearpod requests that at least 10 participants attend a confirmed training session. If there are fewer than 10 participants, the session may be modified and will not be recorded.

Free Training Resources

Access to daily public webinars, on-demand webinars and how-to resources and videos can be accessed here: <http://nearpod.com/resources>

Terms

This Sales Order is valid until: 07/31/2023
Service will run from 07/25/2023 until 07/24/2024, or from when customer is first provided access to the purchased service(s) for a length of time equal to the time between the Start Date and End Date, whichever is later. The agreed upon price for this timeframe is (USD) \$15,709.78.

Nearpod price quotes are confidential, unless disclosure is required by subpoena or state law. Education List Pricing is only available for PreK-12 Education customers. Please submit this price quote attachment with your Purchase Order. Tax-exempt customers should include their tax-exempt number on their Purchase Order.

This Sales Order covers the Nearpod and/or Flocabulary Services described herein and is governed by the Nearpod Terms and Conditions available online at: <https://nearpod.com/terms-conditions>, the Nearpod Privacy Policy available online at: <https://nearpod.com/privacy-policy>, the Flocabulary Terms of Use available online at: <https://flocabulary.com/terms-of-use/>, and the Flocabulary Privacy Policy available online at: <https://flocabulary.com/privacy-policy/>, as applicable.

Customers providing a Purchase Order are required to remit payment within 30 days of invoicing. Otherwise, payment is required within 7 business days. Failure to remit payment may cause a disruption in service. By signing this Agreement, I certify that I am authorized to sign on behalf of the Customer and agree to the Terms and Conditions of this Sales Order and any documents incorporated herein.

If you are a Tax-exempt customer, please include your Sales Tax-Exempt Certificate with signed documents/proof of payment. Otherwise, applicable tax will be included in your invoice.

Is a PO Required for Payment? Yes / No

If Yes, please provide PO number below and submit PO with this Sales Order.

If No, please return this Sales Order with Signature below and indicate payment method.

Purchase Order (Net 30):

Please provide PO #: _____

If PO is not provided, payment is due immediately via Credit Card, Check, ACH, or Wire

Check, ACH or Wire

Credit Card

Please provide email address to receive secure payment link: _____

Expiration Date: _____

Name on card: _____

Name:

THOMAS ADDINGTON

Signature:

[Handwritten Signature]

Date:

6/29/23

Tax Exempt #:



Kings County Office of Education

CENTRAL UNION ELEMENTARY SCHOOL DISTRICT PRESCHOOL AGREEMENT

This Central Union Elementary School District Preschool Agreement (“Agreement”) is made as of **July 1, 2023** between Kings County Office of Education, a public entity organized and existing under the laws of the State of California (“KCOE”) and Central Union Elementary School District, a public entity organized and existing under the laws of the State of California (“CUESD”) (collectively “Parties”).

RECITALS

- A. The Parties understand the need for quality school readiness programs for low-income children in Kings County and desire to collaborate for the purpose of establishing a preschool program at Central Elementary Preschool and Akers Elementary Preschool school site (“here in after CUESD Preschool.”).
- B. KCOE is under contract with the California Department of Education, Child Development Division (“CDD”) to provide State Preschool Programs (“CSPP Contract”). KCOE wishes to provide CSPP funds for the establishment and operation of here in after CUESD Preschool.
- C. CUESD will provide the facility and nutrition services for CUESD Preschool.
- D. CUESD Preschool will be a state-subsidized child care center and must comply with the following laws, regulations and contracts (collectively “Child Care Regulations”):
 1. California Education Code;
 2. Title 5 California Code of Regulations (“Title 5”);
 3. California Health & Safety Code;
 4. Title 22 California Code of Regulations (“Title 22”);
 5. CSPP Contract and its accompanying “Preschool CSPP Funding Terms and Conditions and Program Requirements for Child Development Programs” (“CSPP Terms and Conditions”) is hereby incorporated in this Agreement and attached as Exhibit 1; and
 6. All other applicable laws and regulations.

NOW THEREFORE, in consideration of the mutual covenants contained in the Agreement, the Parties, intending to be legally bound, agree as follows.

ARTICLE I FUNDING CUESD PRESCHOOL

Section 1.1. Establish Preschool Program. The parties agree to establish CUESD Preschool and provide pre-kindergarten services to children aged two (2) years nine(9) months to five (5) years (“Preschoolers”) that reside in Central’s school district; preschoolers can also reside in surrounding areas in Kings County (“Preschool Program”). The Preschool Program shall consist of four (4), one-half (1/2) day preschool classes. The Preschool Program will follow CUESD’s school year calendar. Preschool class will have a capacity of twenty four (24) preschoolers.

ARTICLE II PRESCHOOL OPERATIONS

Section 2.1. Title 5 Compliance and CSPP Program Requirements. The Parties shall comply with Preschool Program Requirements and State Preschool Program Quality Requirements, as mandated in the CSPP Terms and Conditions. Such requirements include, but may not be limited to: 1) eligibility criteria and documentation of eligibility for services; 2) admission policies and procedures; 3) no fees charged to families; 4) confidentiality of records; 5) staffing qualifications; 6) staffing ratios; 7) minimum hours and days of operation; and 8) due process rights; 9) program philosophy, goals and objectives; 10) developmental profiles; 11) education program; 12) staff development program; 13) parent involvement and education; 14) health and social services; 15) nutrition; and 16) annual self-study process.

Section 2.2. Child Care Center License. KCOE shall become a child care center licensee of the California Department of Social Services, Community Care Licensing Division in accordance with Title 22 (License²²) for CUESD Preschool. KCOE shall: a) apply for and be issued a License before the Opening Date; b) notify CUESD of compliance deficiencies; and c) pay all fees, penalties and assessments incurred under Title 22.

Section 2.3. License Deficiencies and Corrective Measure. KCOE shall submit notice to CUESD regarding any Title 22 compliance deficiencies. Each party shall be responsible for correcting Title 22 deficiencies resulting from the Party's responsibilities under this Agreement. Each Party shall cooperate with one another in correcting such compliance deficiencies.

Section 2.4. Student Registration. KCOE shall be responsible for registration of CUESD Preschool students. KCOE's Secretary shall be responsible for: a) registering potential students pulled from KCOE's eligibility list based on the guidelines provided by the Child Development Department at CDE; b) maintain documentation for the eligibility of students pulled from the KCOE eligibility list.

Section 2.5. Preschool Staff. KCOE shall be the employer of record CUESD Preschool staff ("Preschool Staff"). KCOE shall: a) ensure the Preschool Staff's qualifications, training and education comply with Child Care Regulations; b) employ an adequate number of Preschool Staff to comply with the staffing ratios required by Child Care Regulations.

Section 2.6. Curriculum and Instruction at CUESD Preschool. KCOE shall direct the development of the preschool curriculum.

Section 2.7. Nutrition Services. CUESD shall be responsible for compliance related to nutrition services provided to KCOE preschools operated at CUESD sites and Stratford preschool. Such services, shall include, but not be limited to:

- a) Provision of daily meals and snacks; and
- b) Regular Meal planning in compliance with expected standards of USDA expectations.

CUESD will provide billing to KCOE for services rendered for operation of nutrition services under this agreement. Billing will be at a rate of **.75 cents per student per day**. Monthly billing for services will commence beginning for the month of **August 2023**, and will continue for the duration of the **2023-2024** school year.

Section 2.8. Coordination of Partnership. The Parties shall meet once each quarter to report on operations and discuss any issues regarding CUESD Preschool. KCOE shall coordinate the meeting, which shall be held at a location, date and time to be determined by the Parties. KCOE shall submit a request to the other Parties for input on the agenda.

Section 2.9. Confidentiality of Records. The Parties agree to the use or disclosure of all information pertaining to the Preschoolers and the Preschoolers' family shall be restricted to purposes directly connected with the administration of the program.

Section 2.10. Facilities. CUESD is responsible for the facilities including utilities, janitorial, play areas, and other ancillary support areas of the program.

ARTICLE III TERM OF AGREEMENT

Section 3.1. Term. This Agreement shall become effective on the date set forth above and shall continue in full force and effect until June 30, 2024, unless terminated sooner in accordance with 3.2 of this Agreement. The effective date of the Renewal shall be the date KCOE receives notice from the CDD approving the CSPP Subcontract for the Renewal Term.

Section 3.2. Continuance of Funding. KCOE may terminate this Agreement if CSPP Contract funds Federal Impact fees are substantially decreased or eliminated by CDD or any agency of the State of California. CUESD may terminate this Agreement if funding supporting CUESD's duties and obligations in this Agreement are substantially decreased or eliminated. Each Party shall give all other Parties at least thirty (30) days written notice of intent to terminate this Agreement. Such notice shall be extended in order to comply with any Child Care Regulations regarding program termination notice to enrollees of the Preschool Program.

Section 3.3 Impact Aid Tuition Agreement.

- a. Credit for Attendance: KCOE shall be credited with the Maximum Reimbursable Amount of these pupils for the purpose of determining state apportionments and for the purpose of receiving federal grants pursuant to Title VII Federal Impact Aid.
- b. Verification of Enrollment and Attendance: In order that CUESD is able to claim the Title VII enrollment for these pupils, KCOE shall distribute to each pupil enrolled under this Agreement one Central Union "Parent-Pupil Survey of Residence and Employment" form on a day designated by CUESD annually. KCOE shall transmit to Central no later than two weeks following the actual survey day:
 1. The Title VII Impact Aid survey forms collected from CUESD pupils, and
 2. A listing of individual pupils covered under this Agreement showing name, address, grade level and KCOE Preschool site of attendance
- c. CUESD shall pay tuition to KCOE for the attendance of these pupils only in the amount of 60% of Title VII Impact Aid paid to CUESD for the enrollment of these pupils reported on the survey forms on the previous year survey forms.
- d. If by an audit by the Federal Department of Education rules any of KCOE educated students are not eligible for Impact Aid or there is a change in the Impact Aid funding language which would decrease CUESD funding for the KCOE students or resulting in a bill back situation to the Federal Department of Education, KCOE will reimburse CUESD accordingly.
- e. Tuition payment-the Title VII Impact Aid portion of the CUESD tuition payment to KCOE shall not be made until such time as the current year Title VII Impact Aid entitlement based on prior year survey forms is known and received. The tuition payment will be paid directly to KCOE, which will transfer to the Preschool program.
- f. Other Educational Funding: Should any of the pupils enrolled in KCOE under this Agreement require or be eligible for participation in educational programs not yet identified in any other section of this Agreement for which there is funding other than state preschool monies, KCOE shall receive such monies.
- g. Payment of Tuition and Other MRA Related Payments: By copy of this Agreement with the KCOE, authorization is hereby provided by the parties for the KCOE to immediately retain, on a

monthly basis, the amount of tuition and other MRA related payments, but only as received from the state.

ARTICLE IV GENERAL PROVISIONS

Section 4.1. Amendment. This Agreement may be modified, amended, or supplemented only by a writing signed by authorized representatives of the Parties to this Agreement.

Section 4.2. Delays. This Parties' obligation to perform under this Agreement shall be excused without liability when prevented by strike, act of God, governmental action, accident, or any other condition beyond a Party's reasonable control. The Parties agree to resume performance as soon as practicable following cessation of the condition.

Section 4.3. Assignment and Successors. The Parties shall not assign this Agreement whether by operation of law or otherwise in part or in full except in writing and with the prior written approval of the other Parties and subject to the terms and conditions as the other Parties deem necessary. This Agreement shall be incorporated by reference into any approved assignment and any assignee shall comply with all the terms and conditions of this Agreement.

Section 4.4. No Waiver of Performance. Failure by any Party at any time to require performance by the other Party or to claim a breach of any provision of this Agreement will not be construed as a waiver of any right accruing under this Agreement, nor affect any subsequent breach, nor affect the effectiveness of this Agreement or any part of this Agreement, nor prejudice any Party with regard to any subsequent action.

Section 4.5. Entire Agreement; Conflicting Provisions. This Agreement, together with the Exhibits attached to it, constitutes the entire agreement between the Parties with respect to the subject matter of this Agreement and no representation or statement not contained in the main body of this Agreement or Exhibits shall be binding on the Parties as a warranty or otherwise. In the event of any conflict between the terms of the main body of this Agreement and any of the Exhibits attached to this Agreement, the terms of the main body of this Agreement shall govern.

Section 4.6. Governing Law. This Agreement shall be construed by and governed under the laws of the State of California and the Parties irrevocably agree to submit to the jurisdiction and venue of the courts of the State of California to resolve any dispute arising under or relating to this Agreement.

Section 4.7. Notices. Any and all notices or other communications required or permitted by this Agreement or by law to be delivered to, served on, or given to any Party shall be in writing and shall be deemed properly delivered or served when personally delivered to the party to whom directed, or in lieu of personal service, when sent by registered or certified United States mail, return receipt requested, postage prepaid, addressed as follows:

Rebecca Villa, Director
Early Childhood Education
Kings County Office of Education
1144 W. Lacey Blvd.
Hanford, CA 93230

Tom Addington, Superintendent
Central Union Elementary School District
15783 18th Ave.
Lemoore, CA 93245

Any party may change its address for the purposes of this Section 4.7 by giving written notice of the change to the other party listed above in the manner provided for in this Section 4.7.

Section 4.8. Recitals and Headings. The "Recitals" and headings contained in this Agreement are for convenience of reference only and shall have no effect on the interpretation of this Agreement.

Section 4.9. Non-Discrimination. The Parties to this Agreement shall not discriminate against any person under any circumstance on account of race, sex, marital status, national origin, religious belief, age or condition of physical or mental disability. The Parties shall comply with the provisions of the "Nondiscrimination Clause" included in the CSPP Contract and GCTR Contract as specified in Title 2 California Code of Regulations, Chapter 5, Section 8107, which is hereby incorporated in this Agreement and attached.

Section 4.10. Compliance with Law. The Parties to this agreement shall comply with all applicable laws, rules, regulations and ordinances, including those pertaining to the issue of confidentiality, in performing under this Agreement. The Parties shall comply with all laws and regulations pertaining to wages and hours, state and federal income tax, unemployment insurance, Social Security, disability insurance, and workers' compensation insurance.

Section 4.11. Independent Agencies. It is the express intention of the Parties that each Party is an independent agency and not an employee, officer, agent, joint venture or partner of any other Party. Nothing in this Agreement shall be interpreted or construed as creating or establishing the relationship of employer and employee between the Parties.

IN WITNESS WHEREOF, the undersigned have executed this Agreement.

KINGS COUNTY OFFICE OF EDUCATION
1144 West Lacey Boulevard, Hanford, California
(559) 584-1441

By:  Date: 8/17/2023

Todd Barlow, Kings County Superintendent of Schools

Please Print Name and Title of Agency Representative

CENTRAL UNION ELEMENTARY SCHOOL DISTRICT
15783 18th Ave. Lemoore, California.
(559) 924-3405

By:  Date: August 17, 2023

Thomas Addington, Superintendent

Please Print Name and Title of Agency Representative

EXHIBIT 1

CSPP FUNDING TERMS AND CONDITIONS

(to be included when CDE release official document)

Renaissance

Subscription Renewal

PO Box 8036, Wisconsin Rapids, WI 54495-8036
Phone: (800) 338-4204 | Fax: (877) 280-7642
Federal I.D. 39-1559474
www.renaissance.com

Quote #: RPRNQ2934490

Central Union Elem School Dist - 368186
15783 18th Ave
Lemoore, CA 93245-9742
Contact: Kim Betteridge - (559) 924-3405
Email: kbetter@central.k12.ca.us

Reference ID: 646775

Subscription Ends:
6/30/2023

Quote Summary

School Count: 1

Renaissance Products & Services Total	\$14,129.18
Shipping and Processing	\$0.00
Sales Tax	\$0.00
Grand Total	USD \$14,129.18

This quote includes: DnA.



By signing below, Customer:

- acknowledges that the Person signing this Quote is authorized to do so;
- agrees that this Quote, any other quotes issued to Customer during the Subscription Period and Customer and its Authorized Users access to and use of the Products and Services are subject to the Renaissance Terms of Service and License located at <https://doc.renlearn.com/KMNet/R62416.pdf> which are incorporated herein by reference;
- acknowledges receipt of the Notice of Renaissance's Practices Relating to Children's Online Privacy <https://docs.renaissance.com/R63870> directed to you as the school official responsible for authorizing the use of the Renaissance Products and Services in the educational context; and,
- consents on behalf of parents/legal guardians to the collection, use, and disclosure of the personal information of children under the age of 13 with respect to use of the Renaissance Products and Services, as described in Renaissance's Children's Online Privacy Notice <https://docs.renaissance.com/R63871>

To accept this offer and place an order, please sign and return this Quote.

Renaissance will issue an invoice for this Quote on the earlier of (a) the date You specify below or (b) the day before Your Subscription Period starts (Invoice Date). If You require a purchase order, You agree to provide one to Renaissance at least 15 days before the Invoice Date. You also agree to pay the invoice within 30 days of the Invoice Date.

Please check here if your organization requires a purchase order prior to invoicing: []

Renaissance Learning, Inc.	Central Union Elem School Dist - 368186
	By: 
Name: Ted Wolf	Name: THOMAS ADDINGTON
Title: VP - Corporate Controller	Title: SUPERINTENDENT
Date: 8/29/2023	Date: 8/30/23
	Invoice Date:

Email: electronicorders@renaissance.com

If your billing address is different from the address at the top of this Quote, please add that billing address below.

Bill To:

If changes are necessary, or additional information is required, please contact your account executive at (800) 338-4204, Thank You.

Use your Prop 98 funding to lock in multi-year discounts on the solutions you need.

PO Box 8036, Wisconsin Rapids, WI 54495-8036
Phone: (800) 338-4204 | Fax: (877) 280-7642
Federal I.D. 39-1559474
www.renaissance.com

Quote #: RPRNQ2934490

All quotes and orders are subject to availability of merchandise. This Quote is valid for 60 days from the date under Renaissance's signature. Professional development expires one year from purchase date. Alterations to this quote will not be honored without Renaissance approval. Please note: Any pricing or discount indicated is subject to change with alterations to the quote. Tax has been estimated and is subject to change without notice. Unless you provide Renaissance with a valid and correct tax exemption certificate applicable to your purchase of product and the product ship-to location, you are responsible for sales and other taxes associated with this order.

United States government and agency transactions into Arizona: The Tax or AZ-TPT item(s) listed on this quote and subsequent invoice(s) is a charge to recover the cost of the Arizona Transaction Privilege Tax (TPT). The incidence of the TPT is on Renaissance Learning for the privilege of conducting business in the State of Arizona. Since the tax is not directly imposed on the United States, the constitutional immunity of the United States does not apply.

Hawaii residents only: Orders shipped to Hawaii residents will be subject to the 4.166% (4.712% O'ahu Is.) Hawaii General Excise tax. United States government and agency transactions into Hawaii: The Tax or General Excise Tax item(s) listed on this quote and subsequent invoice(s) is a charge to recover the cost of the Hawaii General Excise Tax. The incidence of the General Excise Tax is on Renaissance Learning for the privilege of conducting business in the State of Hawaii. Since the tax is not directly imposed on the United States, the constitutional immunity of the United States does not apply.

New Mexico residents only: Orders shipped to New Mexico residents will be subject to the 5.125% (Location Code: 88-888) Gross Receipts tax. United States government and agency transactions into New Mexico: The Tax or Gross Receipts Tax item(s) listed on this quote and subsequent invoice(s) is a charge to recover the cost of the New Mexico Gross Receipts Tax. The incidence of the Gross Receipts Tax is on Renaissance Learning for the privilege of conducting business in the State of New Mexico. Since the tax is not directly imposed on the United States, the constitutional immunity of the United States does not apply. Starting July 1, 2021 New Mexico requires sellers to collect tax on the state and local rate. This varies depending on the city and county.

Students can become their most amazing selves — only when teachers truly shine. Renaissance amplifies teachers' effectiveness in the classroom — transforming data into actionable insights to improve learning outcomes. Remember, we're here to ensure your successful implementation. Please allow 30-90 days for installation and set-up.

PO Box 8036, Wisconsin Rapids, WI 54495-8036
 Phone: (800) 338-4204 | Fax: (877) 280-7642
 Federal I.D. 39-1559474
www.renaissance.com

Quote #: RPRNQ2934490

Quote Details				
Central Union Elem School Dist - 368186				
Products & Services	Subscription Period	Quantity	Unit Price	Total
Applications				
Inspect Premium	07/01/2023 - 06/30/2024	1,753	\$2.86	\$5,013.58
DnA, Software License	07/01/2023 - 06/30/2024	1,753	\$5.20	\$9,115.60
Professional Services				
Renaissance Smart Start Product Training (included with purchase)		1	\$0.00	\$0.00
Central Union Elem School Dist Total			USD \$14,129.18	

Lexile is a registered trademark of MetaMetrics, Inc.

©Copyright 2023 Renaissance Learning, Inc. All rights reserved.
 All logos, designs, and brand names for Renaissance's products and services are trademarks of Renaissance Learning, Inc., and its subsidiaries, registered, common law, or pending registration in the United States. All other product and company names should be considered the property of their respective companies and organizations.

PO Box 8036, Wisconsin Rapids, WI 54495-8036
Phone: (800) 338-4204 | Fax: (877) 280-7642
Federal I.D. 39-1559474
www.renaissance.com

Quote Details

Central Union Elem School Dist - 368186

Products & Services	Subscription Period	Quantity	Unit Price	Discount	Total
Professional Services					
Virtual Training, DnA		4	\$1,500.00	\$0.00	\$6,000.00
Central Union Elem School Dist Total				\$0.00	\$6,000.00

Lexile is a registered trademark of MetaMetrics, Inc.

©Copyright 2023 Renaissance Learning, Inc. All rights reserved.

All logos, designs, and brand names for Renaissance's products and services are trademarks of Renaissance Learning, Inc., and its subsidiaries, registered, common law, or pending registration in the United States. All other product and company names should be considered the property of their respective companies and organizations.

PO Box 8036, Wisconsin Rapids, WI 54495-8036
Phone: (800) 338-4204 | Fax: (877) 280-7642
Federal I.D. 39-1559474
www.renaissance.com

Central Union Elem School Dist - 368186

Reference ID: 684931



15783 18th Ave
Lemoore, CA 93245-9742
Contact: Davinder Sidhu - (559) 924-3405
Email: dsidhu@central.k12.ca.us

Quote Summary	
School Count: 1	
Renaissance Products & Services Total	\$6,000.00
Shipping and Processing	\$0.00
Sales Tax	\$0.00
Grand Total	USD \$6,000.00

This Quote and your use of the Applications, the Hosting Services and Services are subject to the terms and conditions you or your state department, district, purchasing cooperative or archdiocese previously agreed to with Renaissance which terms and conditions are incorporated herein. To accept this offer and place an order, please sign and return this Quote.

Renaissance will issue an invoice for this Quote on the earlier of (a) the date You specify below or (b) the day before Your Subscription Period starts (Invoice Date). the Invoice Date.

Please check here if your organization requires a purchase order prior to invoicing: []

Renaissance Learning, Inc.	Central Union Elem School Dist - 368186
	By: 
Name: Ted Wolf	Name: THOMAS ASPINCKTON
Title: VP - Corporate Controller	Title: SUPERINTENDENT
Date: 8/1/2023	Date: AUG 28, 2023
	Invoice Date:

Email: electronicorders@renaissance.com

If your billing address is different from the address at the top of this Quote, please add that billing address below.

Bill To:

If changes are necessary, or additional information is required, please contact your account executive Cary Duckworth at (559)389-7173, Thank You.

Use your Prop 98 funding to lock in multi-year discounts on the solutions you need.

PO Box 8036, Wisconsin Rapids, WI 54495-8036
Phone: (800) 338-4204 | Fax: (877) 280-7642
Federal I.D. 39-1559474
www.renaissance.com

All quotes and orders are subject to availability of merchandise. This Quote is valid for 60 days from the date under Renaissance's signature. Professional development expires one year from purchase date. Alterations to this quote will not be honored without Renaissance approval. Please note: Any pricing or discount indicated is subject to change with alterations to the quote. Tax has been estimated and is subject to change without notice. Unless you provide Renaissance with a valid and correct tax exemption certificate applicable to your purchase of product and the product ship-to location, you are responsible for sales and other taxes associated with this order.

United States government and agency transactions into Arizona: The Tax or AZ-TPT item(s) listed on this quote and subsequent invoice(s) is a charge to recover the cost of the Arizona Transaction Privilege Tax (TPT). The incidence of the TPT is on Renaissance Learning for the privilege of conducting business in the State of Arizona. Since the tax is not directly imposed on the United States, the constitutional immunity of the United States does not apply.

Hawaii residents only: Orders shipped to Hawaii residents will be subject to the 4.166% (4.712% O'ahu Is.) Hawaii General Excise tax. United States government and agency transactions into Hawaii: The Tax or General Excise Tax item(s) listed on this quote and subsequent invoice(s) is a charge to recover the cost of the Hawaii General Excise Tax. The incidence of the General Excise Tax is on Renaissance Learning for the privilege of conducting business in the State of Hawaii. Since the tax is not directly imposed on the United States, the constitutional immunity of the United States does not apply.

New Mexico residents only: Orders shipped to New Mexico residents will be subject to the 5.125% (Location Code: 88-888) Gross Receipts tax. United States government and agency transactions into New Mexico: The Tax or Gross Receipts Tax item(s) listed on this quote and subsequent invoice(s) is a charge to recover the cost of the New Mexico Gross Receipts Tax. The incidence of the Gross Receipts Tax is on Renaissance Learning for the privilege of conducting business in the State of New Mexico. Since the tax is not directly imposed on the United States, the constitutional immunity of the United States does not apply. Starting July 1, 2021 New Mexico requires sellers to collect tax on the state and local rate. This varies depending on the city and county.

Students can become their most amazing selves — only when teachers truly shine. Renaissance amplifies teachers' effectiveness in the classroom — transforming data into actionable insights to improve learning outcomes. Remember, we're here to ensure your successful implementation. Please allow 30-90 days for installation and set-up.

Thomas Addington
Superintendent

15783 18th Avenue
Lemoore, CA 93245
Telephone (559) 924-3405
Fax (559) 924-1153



Central Union School District
Lemoore, CA

Board Members

Dale Davidson
Jeffrey Gilcrease
Ceil Howe, III

To: Central Union School Board of Trustees
From: Tom Addington
Date: August 30, 2023
Re: Update Board Policy & Administrative Regulation 7150 - Site Selection/Development

Needed on board agenda

- Action
- Consent
- New Business
- Information

Item:

Revision to BP and AR 7150

Rationale/Purpose:

Policy updated to add material regarding the Governing Board's obligations when evaluating property prior to acquiring a new school or an addition to an existing school site, and reflect NEW LAW (AB 819, 2021) which requires the district to post specified environmental review documents.

Pursuant to Public Resources Code 21082, districts are mandated to adopt procedures for the evaluation of all projects (beyond just site selection) and the preparation of environmental impact reports and negative declarations required under the California Environmental Quality Act (CEQA). In order to satisfy this mandate, the district may adopt the county or city guidelines, specified in the policy.

When CEQA requires a draft environmental impact report, environmental impact report, negative declaration, or mitigated negative declaration (environmental review documents), the district is required to post on its web site those environmental review documents, and public notice of the preparation and availability of such documents.

Bringing this policy up to date will be applicable with the forthcoming Neutra project, specifically with the CEQA requirements.

Fiscal Impact:

None.

Recommendation:

Accept revisions to BP and AR 7150

Policy 7150: Site Selection And Development

Status: DRAFT

Original Adopted Date: 06/10/2019

The Governing Board believes that a school site should serve the district's educational needs in accordance with the district's master plan, as well as show potential for contributing to other community needs.

The Board recognizes the importance of community input in the site selection process. To this end, the Board will solicit community input whenever a school site is to be selected and shall provide public notice and hold public hearings in accordance with law.

The Superintendent or designee shall establish a site selection process which complies with law and ensures that the best possible sites are acquired and developed in a cost-effective manner.

Before acquiring property for a new school or an addition to an existing school site, the Board, at a public hearing, shall either evaluate the property using state site selection standards specified in 5 CCR 14010 or, if a district advisory committee was appointed to evaluate the property, receive the committee's report of findings based on those standards. (Education Code 17211, 17251)

Environmental Impact Investigation for the Site Selection Process

The Superintendent or designee shall determine whether any proposed development project is subject to the requirements of the California Environmental Quality Act (CEQA) and shall ensure compliance with this Act, including any web site posting requirements. When evaluating district projects, the CEQA guidelines shall be used.

Environmental review documents, including a draft environmental impact report, environmental impact report, negative declaration or mitigated negative declaration, and public notice of the preparation and availability of such documents, shall be posted on the district's web site. (Public Resources Code 21082.1, 21092, 21092.2)

Agricultural Land

If the proposed site is in an area designated in a city, county, or city and county general plan for agricultural use and zoned for agricultural production, the Board shall determine all of the following: (Education Code 17215.5)

1. That the district has notified and consulted with the city, county, or city and county within which the prospective site is to be located
 2. That the Board has evaluated the final site selection based on all factors affecting the public interest and not limited to selection on the basis of the cost of the land
 3. That the district shall attempt to minimize any public health and safety issues resulting from the neighboring agricultural uses that may affect students and employees at the site
-

Regulation 7150: Site Selection And Development

Status: DRAFT

Original Adopted Date: 06/10/2019

As part of the district's site selection process, the Superintendent or designee shall:

1. Meet with appropriate local government recreation and park authorities to review all possible methods of coordinating the planning, design, and construction of new school facilities and school sites or major additions to existing school facilities and recreation and park facilities in the community. (Education Code 35275)
2. Notify the appropriate local planning agency in writing and request its report and recommendations regarding the proposed site or proposed addition's conformity with the adopted general plan. (Government Code 65402; Public Resources Code 21151.2)
3. Have the site investigated by competent personnel with regard to population trends, transportation, water supply, waste disposal facilities, utilities, traffic hazards, surface drainage conditions, and other factors affecting initial and operating costs. This investigation shall include geological and soil engineering studies to preclude locating the school on terrain that has the potential for earthquake or other geologic hazard damage as specified in Government Code 65302. (Education Code 17212-17212.5)
4. Make a written request for information necessary or useful to assess and determine the safety of a proposed school site, or an addition to an existing school site, from a person, corporation, public utility, locally publicly owned utility, or governmental agency regarding pipelines, electric transmission and distribution lines, railroads, and storage tanks in accordance with law. (Education Code 17212.2, 17251)
5. Ensure that the site meets state standards for school site selection as specified in 5 CCR 14010-14012.
6. Ensure compliance with the California Environmental Quality Act (CEQA) as required by law, including posting required notices to the district web site. (Public Resources Code 21000-21177)
7. Notify the California Department of Education in writing before acquiring title or leasing the site if the proposed site is within two miles of the air line of an airport runway or proposed runway. (Education Code 17215)
8. Conduct an air quality analysis pursuant to Health and Safety Code 44360 and Education Code 17213 if the proposed site is within 500 feet of the edge of the closest traffic lane of a freeway or other busy traffic corridor and determine that the air quality at the proposed site is such that neither short-term nor long-term exposure poses significant health risks to students. (Education Code 17213)

In the selection and development of projects funded pursuant to the School Facilities Program of 1998 (Proposition 1A) as contained in Education Code 17070.10-17077.10, the Superintendent or designee shall:

1. Determine whether the proposed site is free of toxic contamination by ensuring that a Phase I environmental assessment and/or preliminary endangerment assessment is conducted as required by law (Education Code 17213.1)

The Superintendent or designee shall ensure that the preliminary endangerment assessment is made available for public review and comment in accordance with Education Code 17213.1.

2. Submit an annual summary report of expenditures to the State Allocation Board in accordance with law (Education Code 17076.10)
 3. Include in the plans a hard-wired connection to a public switched telephone network or utilization of wireless technology (Education Code 17077.10)
 4. Establish a participation goal of at least three percent, per year, of the overall dollar amount expended each year by the district for disabled veteran business enterprises (Education Code 17076.11)
-

AGREEMENT FOR SPECIAL SERVICES
Fiscal and Management Information Services

This is an Agreement between the **CENTRAL UNION ELEMENTARY SCHOOL DISTRICT - LEMOORE**, hereinafter referred to as “Client,” and **SCHOOL SERVICES OF CALIFORNIA INC.**, hereinafter referred to as “Consultant,” entered into as of October 1, 2023.

RECITALS

WHEREAS, the Client needs assistance regarding issues of school finance, legislation, school budgeting, general fiscal issues, and the state-mandated program cost claims process; and

WHEREAS, the Consultant is professionally and specially trained and competent to provide these services; and

WHEREAS, the authority for entering into this Agreement is contained in Section 53060 of the Government Code and such other provisions of California law as may be applicable;

NOW, THEREFORE, the parties to this Agreement do hereby mutually agree as follows:


1. The Consultant agrees to perform such duties relating to issues of school finance, including:
 - a. Electronic delivery of the *Fiscal Report* containing information on issues of school finance, budgets, or practices and policy issues that impact local educational agency fiscal policies, and an electronic copy of the *Analysis of the Governor’s Proposals for the State Budget and K-12 Education*
 - b. An analysis of all major school finance/fiscal legislation and reports on its legislative/executive branch progress
 - c. Participation at the Consultant’s school finance conferences and workshops at the Consultant’s client rate
 - d. Counsel the Client on new mandates and information relating to the local mandate reimbursement process for all applicable legislation already adopted that contains a reimbursement appropriation, and maintain liaison with the State Controller, the Commission on State Mandates, and the State Department of Finance
2. The Consultant shall provide the Client with services as requested to a total of ten direct service hours during the 12-month period of this Agreement at no additional cost beyond the annual fee. The hours of service may be used as the Client directs on fiscal and mandate service issues, including mandate counseling, analysis of specific local educational agency revenue or expenditure issues, analysis of specific legislative or regulatory issues, including a “quick query”

service to provide telephone response to specific fiscal or mandate questions of the Client.

Services for which the base service hours may not be used, include: Client specific economy, efficiency, or management consulting services, including, but not limited to efficiency or management studies, demographic or school facility studies, special education studies, fiscal health analysis, and/or an in-depth budget review, direct collective bargaining or factfinding assistance; fiscal analysis for purposes of collective bargaining, legislative representation or advocacy; appearance as an expert witness; provision of depositions or declarations for local educational agency legal issues; major customized research projects or studies; or, on-site speeches or presentations.

3. The Client agrees to pay to the Consultant for services rendered under this Agreement:
 - a. \$4,500 annually, plus expenses, or payable at \$375 per month, plus expenses, upon receipt of a billing from the Consultant
 - b. For all requested services in excess of ten direct service hours as indicated in Item 2 above in the 12-month period, the applicable hourly rate for the person(s) performing the services shall apply
 - c. "Hours" are defined as hours of direct service to the Client, as well as reasonable travel time to and from the Client's site
 - d. "Expenses" are defined as actual, out-of-pocket expenses, such as travel, meals, shipping, and duplication of materials
4. This Agreement shall be for the period of one year, beginning October 1, 2023, and terminating September 30, 2024. This Agreement may be terminated prior to September 30, 2024, by either party on 30 days' written notice. In the event that the Client elects to terminate services at the end of the Agreement, the Client shall give a 30-day written notice of nonrenewal. The Consultant will provide continuing services for 90 days after the expiration date of the Agreement or until the client provides written notice. The Client is responsible for these accrued charges and the Consultant may bill these additional days. In the case of cancellation, the Client shall be liable for any costs accrued to the date of cancellation.
5. It is expressly understood and agreed to by both parties that the Consultant, while carrying out and complying with any of the terms and conditions of this Agreement, is an independent contractor and is not an employee of the Client.

IN WITNESS WHEREOF, the parties have caused this Agreement to be executed as indicated below:

By: 

THOMAS ADDINGTON
Print Name
SUPERINTENDENT
Job Title
Central Union Elementary School District - Lemoore

Date: Sept 6, 2023

By: 


John D. Gray
President/CEO
School Services of California Inc.

Date: August 23, 2023

Thomas Addington

Superintendent

15783 18th Avenue
Lemoore, CA 93245
Telephone (559) 924-3405
Fax (559) 924-1153



Central Union School District
Lemoore, CA

Board Members

Dale Davidson
Jeffrey Gilcrease
Ceil Howe, III

To: Tom Addington
From: Traci Fullerton
Date: September 5, 2023

For Board Meeting

Action (Consent or New Business)

Information

Item:

Receive donation of \$200.00 from Ladies Auxiliary of the Fleet Reserve Unit 260 to Neutra School students.

Rationale/Purpose:

Ladies Auxiliary of the Fleet Reserve Unit 260 recently held a meeting to provide a donation to Neutra School for school supplies.

Fiscal Impact:

None

Recommendation:

Accept donation.

Warrant Register For Warrants Dated 08/04/2023

Warrant Number	Vendor Number	Vendor Name	Amount
12722061	4112	ELIZABETH ALVARADO	\$981.37
12722062	3439	AMERICAN INCORPORATED	\$3,820.63
12722063	51	APPLE COMPUTER INC	\$29,700.00
12722064	2703	AT&T	\$2,917.75
12722065	4923	BDM INC	\$377,102.50
12722066	111	BILLINGSLEY TIRE INC	\$156.17
12722067	4914	BRIGHTVIEW LANDSCAPE SERVICES	\$8,220.00
12722068	3952	CORE BUSINESS INTERIORS	\$9,988.55
12722069	104	TRACI FULLERTON	\$212.16
12722070	401	GOLD STAR FOODS INC.	\$49.60
12722071	2241	ANNE GONZALES	\$319.93
12722072	4358	HOME DEPOT PRO	\$658.68
12722073	3561	KINGS CO MOBILE LOCKSMITH SERV	\$264.49
12722074	542	KINGS CO OFFICE OF EDUCATION	\$269.00
12722075	572	LEMOORE AUTO SUPPLY	\$266.24
12722076	4552	MARK CONDIE INSPECTIONS	\$6,000.00
12722077	1937	MATSON ALARM CO INC	\$553.50
12722078	3006	MEDALLION SUPPLY INC.	\$46.80
12722079	3537	MID VALLEY DISPOSAL	\$719.70
12722080	4728	NANCY AKHAVAN CONSULTING INC	\$6,075.00
12722081	700	NIISA	\$1,500.00
12722082	725	PACIFIC GAS & ELECTRIC CO	\$143,497.96
12722083	3974	PBK ARCHITECTS INC.	\$1,800.00
12722084	2921	PEARSON	\$596.70
12722085	4236	PERFORMANCE AIR	\$2,175.00
12722086	836	SCHOLASTIC MAGAZINE	\$240.63
12722087	916	STRATFORD PUBLIC UTILITY DIST	\$5,759.55
12722088	1013	WEST VALLEY SUPPLY	\$205.06
12722089	4924	ALISON WILLIAMS	\$14.00
12722090	3838	RACHEL WILLS	\$141.63

Total Amount of All Warrants:

\$604,252.60

Spencer

Commercial Payment Register

For Payments Dated: 08/04/2023

Document No	Vendor No	Vendor Name	Reference No	FD - RE - PY- GO - FN - OB - SI - LI - L2	Resource	Object	Amount	
12722061	4112	ALVARADO, ELIZABETH	PV - 28043	0100-8150-0-0000-8100-430014-424-00-0000	Ongoing & Major Maint. Acct.	Maintenance Supplies	\$981.37	
							Total For Fund Number: 0100	\$981.37
							Total Amount of Payment:	\$981.37
12722062	3439	AMERICAN INCORPORATED	LB - 25248	0100-8150-0-0000-8100-560009-424-00-0000	Ongoing & Major Maint. Acct.	Outsider Services	\$1,440.63	
			LB - 25247	0100-8150-0-0000-8100-560009-424-00-0000	Ongoing & Major Maint. Acct.	Outsider Services	\$2,380.00	
							Total For Fund Number: 0100	\$3,820.63
							Total Amount of Payment:	\$3,820.63
12722063	51	APPLE COMPUTER INC	PO - 27208	0100-0050-0-0000-7700-580011-121-00-0000	Classroom Standards	Software License Renewals	\$29,700.00	
							Total For Fund Number: 0100	\$29,700.00
							Total Amount of Payment:	\$29,700.00
12722064	2703	AT&T	PO - 27013	0100-0000-0-1110-8200-590010-323-00-0000	Unrestricted Resources	Communications - Telephone	\$803.54	
			PO - 27013	0100-0000-0-1110-8200-590010-222-00-0000	Unrestricted Resources	Communications - Telephone	\$936.37	
			PO - 27013	0100-0000-0-1110-8200-590010-525-00-0000	Unrestricted Resources	Communications - Telephone	\$534.92	
			PO - 27013	0100-0000-0-1110-8200-590010-424-00-0000	Unrestricted Resources	Communications - Telephone	\$642.92	
							Total For Fund Number: 0100	\$2,917.75
							Total Amount of Payment:	\$2,917.75
12722065	4923	BDM INC	PO - 27217	1400-0000-0-0000-8500-620000-525-00-7588	Unrestricted Resources	Buildings and Improvement of Buildings	\$377,102.50	
							Total For Fund Number: 1400	\$377,102.50
							Total Amount of Payment:	\$377,102.50
12722066	111	BILLINGSLEY TIRE INC	PO - 27084	0100-8150-0-0000-8100-430014-120-00-0000	Ongoing & Major Maint. Acct.	Maintenance Supplies	\$29.50	
			PO - 27084	0100-8150-0-0000-8100-430014-120-00-0000	Ongoing & Major Maint. Acct.	Maintenance Supplies	\$126.67	
							Total For Fund Number: 0100	\$156.17
							Total Amount of Payment:	\$156.17
12722067	4914	BRIGHTVIEW LANDSCAPE S	PO - 27001	0100-8150-0-0000-8100-560009-525-00-0000	Ongoing & Major Maint. Acct.	Outsider Services	\$1,920.00	
			LB - 25242	0100-8150-0-0000-8100-560009-424-00-0000	Ongoing & Major Maint. Acct.	Outsider Services	\$5,500.00	
			LB - 25243	0100-8150-0-0000-8100-560009-222-00-0000	Ongoing & Major Maint. Acct.	Outsider Services	\$800.00	
							Total For Fund Number: 0100	\$8,220.00
							Total Amount of Payment:	\$8,220.00
12722068	3952	CORE BUSINESS INTERIORS	LB - 25249	0100-8150-0-0000-8500-440000-525-00-7589	Ongoing & Major Maint. Acct.	Equipment-Non Depreciated	\$9,988.55	
							Total For Fund Number: 0100	\$9,988.55
							Total Amount of Payment:	\$9,988.55
12722069	104	FULLERTON, TRACI	PV - 28044	0100-0000-0-0000-7100-520000-121-00-0000	Unrestricted Resources	Travel and Conferences	\$47.16	
			PV - 28045	0100-0000-0-0000-7100-520000-121-00-0000	Unrestricted Resources	Travel and Conferences	\$165.00	
							Total For Fund Number: 0100	\$212.16
							Total Amount of Payment:	\$212.16
12722070	401	GOLD STAR FOODS INC.	PV - 28050	1300-5310-0-0000-3700-470001-000-00-0000	Child Nutrition - School Programs	Food - Lunch Program	\$49.60	

Commercial Payment Register

For Payments Dated: 08/04/2023

Document No	Vendor No	Vendor Name	Reference No	FD - RE - PY- GO - FN - OB - SI - L1 - L2	Resource	Object	Amount
Total For Fund Number: 1300							\$49.60
Total Amount of Payment:							\$49.60
12722071	2241	GONZALES, ANNE	PV - 28049	0100-1100-0-1110-2700-430001-323-00-0000	State Lottery	Instructional Materials/Classroom	\$319.93
Total For Fund Number: 0100							\$319.93
Total Amount of Payment:							\$319.93
12722072	4358	HOME DEPOT PRO	PO - 27071	0100-8150-0-0000-8100-430014-525-00-0000	Ongoing & Major Maint. Acct.	Maintenance Supplies	\$15.98
			PO - 27071	0100-8150-0-0000-8100-430014-525-00-0000	Ongoing & Major Maint. Acct.	Maintenance Supplies	\$271.96
			PO - 27071	0100-8150-0-0000-8100-430014-525-00-0000	Ongoing & Major Maint. Acct.	Maintenance Supplies	\$78.16
			PO - 27071	0100-8150-0-0000-8100-430014-424-00-0000	Ongoing & Major Maint. Acct.	Maintenance Supplies	\$60.38
			PO - 27071	0100-8150-0-0000-8100-430014-424-00-0000	Ongoing & Major Maint. Acct.	Maintenance Supplies	\$19.02
			PV - 28042	0100-8150-0-0000-8100-430014-222-00-0000	Ongoing & Major Maint. Acct.	Maintenance Supplies	\$213.18
Total For Fund Number: 0100							\$658.68
Total Amount of Payment:							\$658.68
12722073	3561	KINGS CO MOBILE LOCKSMI	PO - 27218	0100-8150-0-0000-8100-430014-424-00-0000	Ongoing & Major Maint. Acct.	Maintenance Supplies	\$264.49
Total For Fund Number: 0100							\$264.49
Total Amount of Payment:							\$264.49
12722074	542	KINGS CO OFFICE OF EDUCA	LB - 25244	0100-0000-0-0000-7490-580060-121-00-0000	Unrestricted Resources	Prof. Serv. & Oper. Exp. -Fingerprinting	\$49.00
			LB - 25263	0100-0000-0-1110-1000-560000-121-00-0000	Unrestricted Resources	Rentals, Leases, Repairs and Noncapitalized Improvements	\$220.00
Total For Fund Number: 0100							\$269.00
Total Amount of Payment:							\$269.00
12722075	572	LEMOORE AUTO SUPPLY	PO - 27063	0100-8150-0-0000-8100-430014-120-00-0000	Ongoing & Major Maint. Acct.	Maintenance Supplies	\$169.47
			PO - 27063	0100-8150-0-0000-8100-430014-120-00-0000	Ongoing & Major Maint. Acct.	Maintenance Supplies	\$44.20
			PO - 27063	0100-8150-0-0000-8100-430014-120-00-0000	Ongoing & Major Maint. Acct.	Maintenance Supplies	\$52.57
Total For Fund Number: 0100							\$266.24
Total Amount of Payment:							\$266.24
12722076	4552	MARK CONDIE INSPECTIONE	PO - 27087	1400-0000-0-0000-8500-620000-525-00-7588	Unrestricted Resources	Buildings and Improvement of Buildings	\$6,000.00
Total For Fund Number: 1400							\$6,000.00
Total Amount of Payment:							\$6,000.00
12722077	1937	MATSON ALARM CO INC	PO - 27009	0100-0000-0-1110-8200-580000-121-00-0000	Unrestricted Resources	Other Services and Operating Expenditures	\$149.44
			PO - 27009	0100-0000-0-1110-8200-580000-323-00-0000	Unrestricted Resources	Other Services and Operating Expenditures	\$193.73
			PO - 27009	0100-0000-0-1110-8200-580000-323-00-0000	Unrestricted Resources	Other Services and Operating Expenditures	\$210.33
Total For Fund Number: 0100							\$553.50
Total Amount of Payment:							\$553.50

Commercial Payment Register

For Payments Dated: 08/04/2023

Document No	Vendor No	Vendor Name	Reference No	FD - RE - PY- GO - FN - OB - SI - LI - L2	Resource	Object	Amount
12722078	3006	MEDALLION SUPPLY INC.	PO - 27060	0100-8150-0-0000-8100-430014-120-00-0000	Ongoing & Major Maint. Acct.	Maintenance Supplies	\$9.36
			PO - 27060	0100-8150-0-0000-8100-430014-222-00-0000	Ongoing & Major Maint. Acct.	Maintenance Supplies	\$9.36
			PO - 27060	0100-8150-0-0000-8100-430014-323-00-0000	Ongoing & Major Maint. Acct.	Maintenance Supplies	\$9.36
			PO - 27060	0100-8150-0-0000-8100-430014-424-00-0000	Ongoing & Major Maint. Acct.	Maintenance Supplies	\$9.36
			PO - 27060	0100-8150-0-0000-8100-430014-525-00-0000	Ongoing & Major Maint. Acct.	Maintenance Supplies	\$9.36
						Total For Fund Number: 0100	<u>\$46.80</u>
						Total Amount of Payment:	<u>\$46.80</u>
12722079	3537	MID VALLEY DISPOSAL	PO - 27008	0100-0000-0-1110-8200-550020-525-00-0000	Unrestricted Resources	Electricity	\$719.70
						Total For Fund Number: 0100	<u>\$719.70</u>
						Total Amount of Payment:	<u>\$719.70</u>
12722080	4728	NANCY AKHAVAN CONSULT	LB - 25264	0100-0199-0-0000-0000-869900-000-00-0000	Outlawed Warrants	All Other Local Revenues	\$6,075.00
						Total For Fund Number: 0100	<u>\$6,075.00</u>
						Total Amount of Payment:	<u>\$6,075.00</u>
12722081	700	NIISA	PO - 27020	0100-0000-0-0000-7100-530000-121-00-0000	Unrestricted Resources	Dues and Memberships	\$1,500.00
						Total For Fund Number: 0100	<u>\$1,500.00</u>
						Total Amount of Payment:	<u>\$1,500.00</u>
12722082	725	PACIFIC GAS & ELECTRIC CC	LB - 25256	0100-0000-0-1110-8200-550020-525-00-0000	Unrestricted Resources	Electricity	\$20.88
			LB - 25250	0100-0000-0-1110-8200-550020-120-00-0000	Unrestricted Resources	Electricity	\$26.28
			LB - 25254	0100-0000-0-1110-8200-550020-323-00-0000	Unrestricted Resources	Electricity	\$26.28
			LB - 25255	0100-0000-0-1110-8200-550020-323-00-0000	Unrestricted Resources	Electricity	\$28.13
			LB - 25258	0100-0000-0-1110-8200-550020-525-00-0000	Unrestricted Resources	Electricity	\$26.28
			LB - 25260	0100-0000-0-1110-8200-550020-525-00-0000	Unrestricted Resources	Electricity	\$26.28
			LB - 25253	0100-0000-0-1110-8200-550020-323-00-0000	Unrestricted Resources	Electricity	\$47.11
			LB - 25259	0100-0000-0-1110-8200-550020-525-00-0000	Unrestricted Resources	Electricity	\$192.20
			LB - 25252	0100-0000-0-1110-8200-550020-120-00-0000	Unrestricted Resources	Electricity	\$892.69
			LB - 25251	0100-0000-0-1110-8200-550020-120-00-0000	Unrestricted Resources	Electricity	\$2,463.25
			LB - 25262	0100-0000-0-1110-8200-550020-222-00-0000	Unrestricted Resources	Electricity	\$2,471.65
			LB - 25261	0100-0000-0-1110-8200-550020-222-00-0000	Unrestricted Resources	Electricity	\$129,595.48
			LB - 25257	0100-0000-0-1110-8200-550020-525-00-0000	Unrestricted Resources	Electricity	\$7,681.45
						Total For Fund Number: 0100	<u>\$143,497.96</u>
						Total Amount of Payment:	<u>\$143,497.96</u>
12722083	3974	PBK ARCHITECTS INC.	PV - 28047	1400-0000-0-0000-8500-620000-525-00-7588	Unrestricted Resources	Buildings and Improvement of Buildings	\$1,800.00
						Total For Fund Number: 1400	<u>\$1,800.00</u>
						Total Amount of Payment:	<u>\$1,800.00</u>
12722084	2921	PEARSON	LB - 25265	0100-6500-0-5760-1110-580011-000-00-0000	Special Education	Software License Renewals	\$596.70

Commercial Payment Register

For Payments Dated: 08/04/2023

Document No	Vendor No	Vendor Name	Reference No	FD - RE - PY- GO - FN - OB - SI - L1 - L2	Resource	Object	Amount
Total For Fund Number: 0100							\$596.70
Total Amount of Payment:							\$596.70
12722085	4236	PERFORMANCE AIR	PO - 27214	0100-8150-0-0000-8100-560009-323-00-0000	Ongoing & Major Maint. Acct.	Outsider Services	\$2,175.00
Total For Fund Number: 0100							\$2,175.00
Total Amount of Payment:							\$2,175.00
12722086	836	SCHOLASTIC MAGAZINE	LB - 25266	0100-3010-0-1110-1000-430001-525-55-0304	IASA-Title I Basic Grants Low Income	Instructional Materials/Classroom	\$240.63
Total For Fund Number: 0100							\$240.63
Total Amount of Payment:							\$240.63
12722087	916	STRATFORD PUBLIC UTILITY	PO - 27004	0100-0000-0-1110-8200-550030-525-00-0000	Unrestricted Resources	Water/Sewer	\$1,775.61
			PO - 27004	0100-0000-0-1110-8200-550030-525-00-0000	Unrestricted Resources	Water/Sewer	\$2,945.79
			PO - 27004	0100-0000-0-1110-8200-550030-525-00-0000	Unrestricted Resources	Water/Sewer	\$1,038.15
Total For Fund Number: 0100							\$5,759.55
Total Amount of Payment:							\$5,759.55
12722088	1013	WEST VALLEY SUPPLY	PO - 27052	0100-8150-0-0000-8100-430014-424-00-0000	Ongoing & Major Maint. Acct.	Maintenance Supplies	\$36.41
			PO - 27052	0100-8150-0-0000-8100-430014-525-00-0000	Ongoing & Major Maint. Acct.	Maintenance Supplies	\$41.77
			LB - 25245	0100-8150-0-0000-8100-430014-323-00-0000	Ongoing & Major Maint. Acct.	Maintenance Supplies	\$126.88
Total For Fund Number: 0100							\$205.06
Total Amount of Payment:							\$205.06
12722089	4924	WILLIAMS, ALISON	PV - 28046	0100-0000-0-0000-7490-580060-121-00-0000	Unrestricted Resources	Prof. Serv. & Oper. Exp -Fingerprinting	\$14.00
Total For Fund Number: 0100							\$14.00
Total Amount of Payment:							\$14.00
12722090	3838	WILLS, RACHEL	PV - 28048	0100-1100-0-1110-1000-430021-525-00-0000	State Lottery	Allowance	\$141.63
Total For Fund Number: 0100							\$141.63
Total Amount of Payment:							\$141.63

SCHOOL DISTRICT Payment Order

District Name: **Central Union Elementary School District**

As per the Authorized Signature Permit, the following payments are authorized as listed on the payment register.

Warrants	30	\$604,252.60
Credit Card Payments	0	
Grand Total for Payments Dated:	08/04/2023	\$604,252.60

Authorized Officer/Employee



Or

Board Members *

* If this option is chosen, must have a majority of board members authorization (EC 42632)

Date _____

KCOE Examination and Approval

By _____

Date _____

This order must be returned to KCOE prior to distribution of payments.

**Warrant Register For Warrants
Dated 08/11/2023**

Warrant Number	Vendor Number	Vendor Name	Amount
2722510	2570	ACP DIRECT	\$1,367.57
2722511	4112	ELIZABETH ALVARADO	\$207.83
2722512	4092	AMERICAN BUSINESS MACHINES	\$15.00
2722513	4568	ARAMARK UNIFORM & CAREER APPAREL GR	\$2,151.40
2722514	63	AT&T	\$44.86
2722515	1880	BRADY INDUSTRIES	\$1,312.02
2722516	162	CSBA	\$16,429.00
2722517	260	CURRICULUM ASSOCIATES LLC	\$270.28
2722518	280	DEMCO INC.	\$395.48
2722519	3342	ENFINITY	\$23,016.91
2722520	4739	FOOD 4 THOUGHT LLC	\$151.50
2722521	4121	FUN WORKS	\$1,500.00
2722522	3983	BRITTANY GATELY	\$257.68
2722523	3850	GENESIS INC.	\$115.20
2722524	2241	ANNE GONZALES	\$457.45
2722525	417	CHRISTINA GONZALES	\$286.64
2722526	405	GOPHER SPORTS	\$713.64
2722527	1761	KELLY GOSSCHALK	\$182.37
2722528	473	HOME DEPOT	\$617.25
2722529	511	JENSEN & PILEGARD	\$1,010.99
2722530	544	KINGS CO TROPHY	\$96.53
2722531	552	KINGS WASTE & RECYCLING AUTHRTY	\$78.30
2722532	575	LEMOORE HARDWARE	\$122.73
2722533	1369	LIBRARY STORE INC.	\$350.40
2722534	4928	MERAY MALTA	\$14.00
2722535	616	ALICIA MARTELLA	\$276.77
2722536	641	MILITARY IMPACTED SCHOOLS	\$6,000.00
2722537	3458	MR BALLOONS	\$299.21
2722538	2921	PEARSON	\$811.40
2722539	761	PRODUCERS DAIRY	\$85.35
2722540	2472	PRUDENT PUBLISHING	\$429.53
2722541	4927	R.E. JACOBS CONSTRUCTION A PARTNERSHIP	\$146,964.00
2722542	781	PAULA RAMOS	\$74.24
2722543	785	REALLY GOOD STUFF	\$145.40
2722544	4929	RMA GEOSCIENCE	\$6,924.81
2722545	1083	ROCHESTER 100 INC	\$652.50
2722546	2616	SCHOOL NURSE SUPPLY INC.	\$8,598.17
2722547	847	SCHOOLMATE	\$643.50
2722548	3893	SHERWIN-WILLIAMS CO.	\$362.40
2722549	2315	SW SCHOOL SUPPLY INC	\$2,282.39
2722550	926	SYSCO FOOD SERVICES OF MODESTO	\$575.94
2722551	2681	ULINE INC.	\$157.42

Total Amount of All Warrants:

\$226,448.06

Commercial Payment Register For Payments Dated: 08/11/2023

Document No	Vendor No	Vendor Name	Reference No	FD - RE - PY- GO - FN - OB - SI - LI - L2	Resource	Object	Amount
12722510	2570	ACP DIRECT	PO - 27102	0100-1100-0-1110-1000-430001-222-00-0000	State Lottery	Instructional Materials/Classroom	\$1,367.57
Total For Fund Number: 0100							\$1,367.57
Total Amount of Payment:							\$1,367.57
12722511	4112	ALVARADO, ELIZABETH	PV - 28056	0100-1100-0-1110-2700-430000-424-00-0000	State Lottery	Materials and Supplies	\$207.83
Total For Fund Number: 0100							\$207.83
Total Amount of Payment:							\$207.83
12722512	4092	AMERICAN BUSINESS MACH	PV - 28057	0100-0000-0-0000-7200-430000-121-00-0000	Unrestricted Resources	Materials and Supplies	\$15.00
Total For Fund Number: 0100							\$15.00
Total Amount of Payment:							\$15.00
12722513	4568	ARAMARK UNIFORM & CAR	PO - 27083	0100-0000-0-1110-8200-560000-424-00-0000	Unrestricted Resources	Rentals, Leases, Repairs and Noncapitalized Improvements	\$15.61
			PO - 27083	0100-0000-0-1110-8200-560000-323-00-0000	Unrestricted Resources	Rentals, Leases, Repairs and Noncapitalized Improvements	\$15.61
			PO - 27083	0100-0000-0-1110-8200-560000-323-00-0000	Unrestricted Resources	Rentals, Leases, Repairs and Noncapitalized Improvements	\$15.61
			PO - 27083	0100-0000-0-1110-8200-560000-323-00-0000	Unrestricted Resources	Rentals, Leases, Repairs and Noncapitalized Improvements	\$14.09
			PO - 27083	0100-0000-0-1110-8200-560000-525-00-0000	Unrestricted Resources	Rentals, Leases, Repairs and Noncapitalized Improvements	\$23.21
			PO - 27083	0100-0000-0-1110-8200-560000-424-00-0000	Unrestricted Resources	Rentals, Leases, Repairs and Noncapitalized Improvements	\$39.71
			PO - 27083	0100-0000-0-1110-8200-560000-222-00-0000	Unrestricted Resources	Rentals, Leases, Repairs and Noncapitalized Improvements	\$39.05
			PO - 27083	0100-0000-0-1110-8200-560000-120-00-0000	Unrestricted Resources	Rentals, Leases, Repairs and Noncapitalized Improvements	\$34.55
			PO - 27083	0100-0000-0-1110-8200-560000-120-00-0000	Unrestricted Resources	Rentals, Leases, Repairs and Noncapitalized Improvements	\$34.55
			PO - 27083	0100-0000-0-1110-8200-560000-120-00-0000	Unrestricted Resources	Rentals, Leases, Repairs and Noncapitalized Improvements	\$34.55
			PO - 27083	0100-0000-0-1110-8200-560000-120-00-0000	Unrestricted Resources	Rentals, Leases, Repairs and Noncapitalized Improvements	\$34.55
			PO - 27083	0100-0000-0-1110-8200-560000-222-00-0000	Unrestricted Resources	Rentals, Leases, Repairs and Noncapitalized Improvements	\$39.05
			PO - 27083	0100-0000-0-1110-8200-560000-222-00-0000	Unrestricted Resources	Rentals, Leases, Repairs and Noncapitalized Improvements	\$39.05
			PO - 27083	0100-0000-0-1110-8200-560000-222-00-0000	Unrestricted Resources	Rentals, Leases, Repairs and Noncapitalized Improvements	\$39.05
			PO - 27083	0100-0000-0-1110-8200-560000-525-00-0000	Unrestricted Resources	Rentals, Leases, Repairs and Noncapitalized Improvements	\$23.21
			PO - 27083	0100-0000-0-1110-8200-560000-424-00-0000	Unrestricted Resources	Rentals, Leases, Repairs and Noncapitalized Improvements	\$69.64
			PO - 27083	0100-0000-0-1110-8200-560000-424-00-0000	Unrestricted Resources	Rentals, Leases, Repairs and Noncapitalized Improvements	\$69.64

Commercial Payment Register

For Payments Dated: 08/11/2023

Document No	Vendor No	Vendor Name	Reference No	FD - RE - PY- GO - FN - OB - SI - L1 - L2	Resource	Object	Amount
12722513	4568	ARAMARK UNIFORM & CAR	PO - 27083	0100-0000-0-1110-8200-560000-424-00-0000	Unrestricted Resources	Rentals, Leases, Repairs and Noncapitalized Improvements	\$111.96
			PO - 27083	0100-0000-0-1110-8200-560000-424-00-0000	Unrestricted Resources	Rentals, Leases, Repairs and Noncapitalized Improvements	\$111.96
			PO - 27083	0100-0000-0-1110-8200-560000-424-00-0000	Unrestricted Resources	Rentals, Leases, Repairs and Noncapitalized Improvements	\$111.96
			PO - 27083	0100-0000-0-1110-8200-560000-323-00-0000	Unrestricted Resources	Rentals, Leases, Repairs and Noncapitalized Improvements	\$71.79
			PO - 27083	0100-0000-0-1110-8200-560000-323-00-0000	Unrestricted Resources	Rentals, Leases, Repairs and Noncapitalized Improvements	\$71.79
			PO - 27083	0100-0000-0-1110-8200-560000-222-00-0000	Unrestricted Resources	Rentals, Leases, Repairs and Noncapitalized Improvements	\$79.38
			PO - 27083	0100-0000-0-1110-8200-560000-222-00-0000	Unrestricted Resources	Rentals, Leases, Repairs and Noncapitalized Improvements	\$79.38
			PO - 27083	0100-0000-0-1110-8200-560000-222-00-0000	Unrestricted Resources	Rentals, Leases, Repairs and Noncapitalized Improvements	\$62.84
			PO - 27083	0100-0000-0-1110-8200-560000-222-00-0000	Unrestricted Resources	Rentals, Leases, Repairs and Noncapitalized Improvements	\$62.84
			PO - 27083	0100-0000-0-1110-8200-560000-323-00-0000	Unrestricted Resources	Rentals, Leases, Repairs and Noncapitalized Improvements	\$71.79
			PO - 27083	0100-0000-0-1110-8200-560000-323-00-0000	Unrestricted Resources	Rentals, Leases, Repairs and Noncapitalized Improvements	\$71.79
			PO - 27083	0100-0000-0-1110-8200-560000-424-00-0000	Unrestricted Resources	Rentals, Leases, Repairs and Noncapitalized Improvements	\$81.55
			PO - 27083	0100-0000-0-1110-8200-560000-424-00-0000	Unrestricted Resources	Rentals, Leases, Repairs and Noncapitalized Improvements	\$81.55
			PO - 27083	0100-0000-0-1110-8200-560000-525-00-0000	Unrestricted Resources	Rentals, Leases, Repairs and Noncapitalized Improvements	\$58.05
			PO - 27083	0100-0000-0-1110-8200-560000-424-00-0000	Unrestricted Resources	Rentals, Leases, Repairs and Noncapitalized Improvements	\$111.96
					Total For Fund Number: 0100		\$1,821.32
12722513	4568	ARAMARK UNIFORM & CAR	PV - 28051	1300-5310-0-0000-3700-560000-000-00-0000	Child Nutrition - School Programs	Rentals, Leases, Repairs and Noncapitalized Improvements	\$82.52
			PV - 28052	1300-5310-0-0000-3700-560000-000-00-0000	Child Nutrition - School Programs	Rentals, Leases, Repairs and Noncapitalized Improvements	\$82.52
			PV - 28053	1300-5310-0-0000-3700-560000-000-00-0000	Child Nutrition - School Programs	Rentals, Leases, Repairs and Noncapitalized Improvements	\$82.52
			PV - 28054	1300-5310-0-0000-3700-560000-000-00-0000	Child Nutrition - School Programs	Rentals, Leases, Repairs and Noncapitalized Improvements	\$82.52
					Total For Fund Number: 1300		\$330.08
					Total Amount of Payment:		\$2,151.40
12722514	63	AT&T	PO - 27014	0100-0000-0-1110-8200-590010-424-00-0000	Unrestricted Resources	Communications - Telephone	\$44.86
					Total For Fund Number: 0100		\$44.86
					Total Amount of Payment:		\$44.86
12722515	1880	BRADY INDUSTRIES	PO - 27081	0100-0000-0-1110-8200-430012-323-00-0000	Unrestricted Resources	Custodian Supplies	\$18.22

Commercial Payment Register
For Payments Dated: 08/11/2023

Document No	Vendor No	Vendor Name	Reference No	FD - RE - PY- GO - FN - OB - SI - LI - L2	Resource	Object	Amount
12722515	1880	BRADY INDUSTRIES	PO - 27081	0100-0000-0-1110-8200-430012-424-00-0000	Unrestricted Resources	Custodian Supplies	\$18.22
			PO - 27081	0100-0000-0-1110-8200-430012-525-00-0000	Unrestricted Resources	Custodian Supplies	\$18.23
			PO - 27081	0100-0000-0-1110-8200-430012-222-00-0000	Unrestricted Resources	Custodian Supplies	\$38.61
			PV - 28055	0100-0000-0-1110-8200-430012-120-00-0000	Unrestricted Resources	Custodian Supplies	\$1,218.74
						Total For Fund Number: 0100	\$1,312.02
						Total Amount of Payment:	\$1,312.02
12722516	162	CSBA	PO - 27030	0100-0000-0-0000-7100-580000-121-00-0000	Unrestricted Resources	Other Services and Operating Expenditures	\$10,934.00
			PO - 27030	0100-0000-0-0000-7100-580000-121-00-0000	Unrestricted Resources	Other Services and Operating Expenditures	\$5,495.00
						Total For Fund Number: 0100	\$16,429.00
						Total Amount of Payment:	\$16,429.00
12722517	260	CURRICULUM ASSOCIATES I	PO - 27126	0100-1100-0-1110-1000-430001-222-00-0000	State Lottery	Instructional Materials/Classroom	\$162.18
			PO - 27122	0100-1100-0-1110-1000-430001-222-00-0000	State Lottery	Instructional Materials/Classroom	\$108.10
						Total For Fund Number: 0100	\$270.28
						Total Amount of Payment:	\$270.28
12722518	280	DEMCO INC.	PO - 27149	0100-1100-0-1110-1000-430000-222-00-0000	State Lottery	Materials and Supplies	\$395.48
						Total Amount of Payment:	\$395.48
12722519	3342	ENFINITY	PO - 27010	0100-0000-0-1110-8200-550020-525-00-0000	Unrestricted Resources	Electricity	\$6,702.38
			PO - 27010	0100-0000-0-1110-8200-550020-222-00-0000	Unrestricted Resources	Electricity	\$10,783.64
			PO - 27010	0100-0000-0-1110-8200-550020-323-00-0000	Unrestricted Resources	Electricity	\$5,530.89
						Total For Fund Number: 0100	\$23,016.91
						Total Amount of Payment:	\$23,016.91
12722520	4739	FOOD 4 THOUGHT LLC	PV - 28068	0100-2600-0-0000-3700-430000-000-00-0000	Expanded Learning Opportunities Program	Materials and Supplies	\$151.50
						Total Amount of Payment:	\$151.50
12722521	4121	FUN WORKS	PV - 28063	0100-0000-0-1110-1000-430000-441-00-0000	Unrestricted Resources	Materials and Supplies	\$1,500.00
						Total Amount of Payment:	\$1,500.00
12722522	3983	GATELY, BRITTANY	PV - 28064	0100-0000-0-1110-1000-430000-441-00-0000	Unrestricted Resources	Materials and Supplies	\$257.68
						Total Amount of Payment:	\$257.68
12722523	3850	GENESIS INC	PO - 27138	0100-1100-0-1110-1000-430001-222-00-0000	State Lottery	Instructional Materials/Classroom	\$115.20
						Total Amount of Payment:	\$115.20
12722524	2241	GONZALES, ANNE	PV - 28058	0100-1100-0-1110-1000-430001-323-00-0000	State Lottery	Instructional Materials/Classroom	\$222.43

Commercial Payment Register
For Payments Dated: 08/11/2023

Document No	Vendor No	Vendor Name	Reference No	FD - RE - PY- GO - FN - OB - SI - LI - L2	Resource	Object	Amount
12722524	2241	GONZALES, ANNE	PV - 28059	0100-1100-0-1110-2700-430001-323-00-0000	State Lottery	Instructional Materials/Classroom	\$235.02
						Total For Fund Number: 0100	\$457.45
						Total Amount of Payment:	\$457.45
12722525	417	GONZALES, CHRISTINA	PV - 28061	0100-1100-0-1110-2700-430000-525-00-0000	State Lottery	Materials and Supplies	\$261.75
			PV - 28060	0100-1100-0-1110-2700-520003-525-00-0000	State Lottery	Mileage-Other	\$24.89
						Total For Fund Number: 0100	\$286.64
						Total Amount of Payment:	\$286.64
12722526	405	GOPHER SPORTS	PO - 27144	0100-1100-0-1160-1000-430001-222-00-0000	State Lottery	Instructional Materials/Classroom	\$713.64
						Total For Fund Number: 0100	\$713.64
						Total Amount of Payment:	\$713.64
12722527	1761	GOSSCHALK, KELLY	PV - 28065	0100-1100-0-1110-1000-430021-424-00-0000	State Lottery	Allowance	\$182.37
						Total For Fund Number: 0100	\$182.37
						Total Amount of Payment:	\$182.37
12722528	473	HOME DEPOT	PV - 28062	0100-8150-0-0000-8100-430014-121-00-0000	Ongoing & Major Maint Acct	Maintenance Supplies	\$617.25
						Total For Fund Number: 0100	\$617.25
						Total Amount of Payment:	\$617.25
12722529	511	JENSEN & PILEGARD	PO - 27070	0100-8150-0-0000-8100-430014-120-00-0000	Ongoing & Major Maint Acct	Maintenance Supplies	\$1,010.99
						Total For Fund Number: 0100	\$1,010.99
						Total Amount of Payment:	\$1,010.99
12722530	544	KINGS CO TROPHY	PO - 27107	0100-1100-0-1110-2700-430000-222-00-0000	State Lottery	Materials and Supplies	\$96.53
						Total For Fund Number: 0100	\$96.53
						Total Amount of Payment:	\$96.53
12722531	552	KINGS WASTE & RECYCLINC	PO - 27066	0100-8150-0-0000-8100-580000-525-00-0000	Ongoing & Major Maint Acct	Other Services and Operating Expenditures	\$78.30
						Total For Fund Number: 0100	\$78.30
						Total Amount of Payment:	\$78.30
12722532	575	LEMOORE HARDWARE	PO - 27062	0100-8150-0-0000-8100-430014-424-00-0000	Ongoing & Major Maint Acct	Maintenance Supplies	\$69.14
			PO - 27062	0100-8150-0-0000-8100-430014-323-00-0000	Ongoing & Major Maint Acct	Maintenance Supplies	\$53.59
						Total For Fund Number: 0100	\$122.73
						Total Amount of Payment:	\$122.73
12722533	1369	LIBRARY STORE INC	PO - 27153	0100-1100-0-1110-1000-430001-525-00-0000	State Lottery	Instructional Materials/Classroom	\$350.40
						Total For Fund Number: 0100	\$350.40
						Total Amount of Payment:	\$350.40
12722534	4928	MALTA, MERAY	PV - 28074	0100-0000-0-0000-7490-580060-121-00-0000	Unrestricted Resources	Prof Serv & Oper Exp -Fingerprinting	\$14.00
						Total For Fund Number: 0100	\$14.00
						Total Amount of Payment:	\$14.00
12722535	616	MARTELLA, ALICIA	PV - 28069	0100-1100-0-1110-2700-430000-424-00-0000	State Lottery	Materials and Supplies	\$276.77

Commercial Payment Register
For Payments Dated: 08/11/2023

Document No	Vendor No	Vendor Name	Reference No	FD - RE - PY- GO - FN - OB - SI - L1 - L2	Resource	Object	Amount
Total For Fund Number: 0100							\$276.77
Total Amount of Payment:							\$276.77
12722536	641	MILITARY IMPACTED SCHOC	PO - 27022	0100-0000-0-0000-7100-530000-121-00-0000	Unrestricted Resources	Dues and Memberships	\$6,000.00
Total For Fund Number: 0100							\$6,000.00
Total Amount of Payment:							\$6,000.00
12722537	3458	MR BALLOONS	PO - 27225	0100-3218-0-1110-1000-580000-121-31-0203	ELO Grant: ESSER III State Reserve Emergency Needs	Other Services and Operating Expenditures	\$299.21
Total For Fund Number: 0100							\$299.21
Total Amount of Payment:							\$299.21
12722538	2921	PEARSON	CM - 27005	0100-6500-0-5760-1110-580011-000-00-0000	Special Education	Software License Renewals	-\$597.60
			PO - 27044	0100-6500-0-5760-1110-430000-000-00-0000	Special Education	Materials and Supplies	\$31.41
			PO - 27044	0100-6500-0-5760-1110-430000-000-00-0000	Special Education	Materials and Supplies	\$523.49
			PO - 27044	0100-6500-0-5760-1110-580011-000-00-0000	Special Education	Software License Renewals	\$256.50
			LB - 25267	0100-6500-0-5760-1110-580011-000-00-0000	Special Education	Software License Renewals	\$597.60
Total For Fund Number: 0100							\$811.40
Total Amount of Payment:							\$811.40
12722539	761	PRODUCERS DAIRY	PV - 28067	0100-2600-0-0000-3700-470000-000-00-0000	Expanded Learning Opportunities Program	Food	\$85.35
Total For Fund Number: 0100							\$85.35
Total Amount of Payment:							\$85.35
12722540	2472	PRUDENT PUBLISHING	PO - 27100	0100-1100-0-1110-2700-430000-222-00-0000	State Lottery	Materials and Supplies	\$209.12
			PO - 27100	0100-1100-0-1110-2700-430000-222-00-0000	State Lottery	Materials and Supplies	\$220.41
Total For Fund Number: 0100							\$429.53
Total Amount of Payment:							\$429.53
12722541	4927	R.E. JACOBS CONSTRUCTION	PO - 27244	1400-8150-0-0000-8500-620000-525-00-7593	Ongoing & Major Maint. Acct.	Buildings and Improvement of Buildings	\$146,964.00
Total For Fund Number: 1400							\$146,964.00
Total Amount of Payment:							\$146,964.00
12722542	781	RAMOS, PAULA	PV - 28070	0100-1100-0-1110-1000-430021-424-00-0000	State Lottery	Allowance	\$74.24
Total For Fund Number: 0100							\$74.24
Total Amount of Payment:							\$74.24
12722543	785	REALLY GOOD STUFF	PO - 27127	0100-1100-0-1110-1000-430001-222-00-0000	State Lottery	Instructional Materials/Classroom	\$145.40
Total For Fund Number: 0100							\$145.40
Total Amount of Payment:							\$145.40
12722544	4929	RMA GEOSCIENCE	LB - 25270	1400-0000-0-0000-8500-620030-424-20-7592	Unrestricted Resources	Construction Testing & Inspection	\$346.24
Total For Fund Number: 1400							\$346.24
12722544	4929	RMA GEOSCIENCE	LB - 25269	3500-0000-0-0000-8500-620030-424-20-7592	Unrestricted Resources	Construction Testing & Inspection	\$1,384.96
Total For Fund Number: 3500							\$1,384.96

Commercial Payment Register
For Payments Dated: 08/11/2023

Document No	Vendor No	Vendor Name	Reference No	FD - RE - PY- GO - FN - OB - SI - L1 - L2	Resource	Object	Amount
12722544	4929	RMA GEOSCIENCE	LB - 25268	4000-0000-0-0000-8500-620030-424-20-7592	Unrestricted Resources	Construction Testing & Inspection	\$5,193.61
						Total For Fund Number: 4000	\$5,193.61
						Total Amount of Payment:	\$6,924.81
12722545	1083	ROCHESTER 100 INC	PO - 27150	0100-1100-0-1110-1000-430001-222-00-0000	State Lottery	Instructional Materials/Classroom	\$652.50
						Total For Fund Number: 0100	\$652.50
						Total Amount of Payment:	\$652.50
12722546	2616	SCHOOL NURSE SUPPLY INC	PO - 27048	0100-0000-0-1110-3140-430004-121-00-0000	Unrestricted Resources	Medical Supplies	\$8,598.17
						Total For Fund Number: 0100	\$8,598.17
						Total Amount of Payment:	\$8,598.17
12722547	847	SCHOOLMATE	PO - 27118	0100-1100-0-1110-1000-430001-222-00-0000	State Lottery	Instructional Materials/Classroom	\$247.50
			PO - 27123	0100-1100-0-1110-1000-430001-222-00-0000	State Lottery	Instructional Materials/Classroom	\$192.00
			PO - 27124	0100-1100-0-1110-1000-430001-222-00-0000	State Lottery	Instructional Materials/Classroom	\$108.00
			PO - 27118	0100-1100-0-1110-1000-430001-222-00-0000	State Lottery	Instructional Materials/Classroom	\$96.00
						Total For Fund Number: 0100	\$643.50
						Total Amount of Payment:	\$643.50
12722548	3893	SHERWIN-WILLIAMS CO	PO - 27055	0100-8150-0-0000-8100-430014-323-00-0000	Ongoing & Major Maint Acct	Maintenance Supplies	\$90.60
			PO - 27055	0100-8150-0-0000-8100-430014-424-00-0000	Ongoing & Major Maint Acct	Maintenance Supplies	\$90.60
			PO - 27055	0100-8150-0-0000-8100-430014-424-00-0000	Ongoing & Major Maint Acct	Maintenance Supplies	\$181.20
						Total For Fund Number: 0100	\$362.40
						Total Amount of Payment:	\$362.40
12722549	2315	SW SCHOOL SUPPLY INC	PO - 27140	0100-1100-0-1110-1000-430001-222-00-0000	State Lottery	Instructional Materials/Classroom	\$2,031.89
			PO - 27140	0100-1100-0-1110-1000-430001-222-00-0000	State Lottery	Instructional Materials/Classroom	\$68.30
			PO - 27095	0100-1100-0-1110-1000-430001-222-00-0000	State Lottery	Instructional Materials/Classroom	\$115.03
			PO - 27140	0100-1100-0-1110-1000-430001-222-00-0000	State Lottery	Instructional Materials/Classroom	\$25.35
			PO - 27140	0100-1100-0-1110-1000-430001-222-00-0000	State Lottery	Instructional Materials/Classroom	\$29.97
			PO - 27095	0100-1100-0-1110-1000-430001-222-00-0000	State Lottery	Instructional Materials/Classroom	\$11.38
			PO - 27095	0100-1100-0-1110-1000-430001-222-00-0000	State Lottery	Instructional Materials/Classroom	\$0.47
						Total For Fund Number: 0100	\$2,282.39
						Total Amount of Payment:	\$2,282.39
12722550	926	SYSCO FOOD SERVICES OF N	PV - 28071	0100-2600-0-0000-3700-470002-000-00-0000	Expanded Learning Opportunities Program	Food - Breakfast Program	\$400.20
			PV - 28072	0100-2600-0-0000-3700-470001-000-00-0000	Expanded Learning Opportunities Program	Food - Lunch Program	\$100.95
			PV - 28073	0100-2600-0-0000-3700-430000-000-00-0000	Expanded Learning Opportunities Program	Materials and Supplies	\$74.79
						Total For Fund Number: 0100	\$575.94
						Total Amount of Payment:	\$575.94
12722551	2681	ULINE INC	PO - 27101	0100-1100-0-1110-1000-430000-222-00-0000	State Lottery	Materials and Supplies	\$157.42

Commercial Payment Register

For Payments Dated: 08/11/2023

Document No	Vendor No	Vendor Name	Reference No	FD - RE - PY - GO - FN - OB - SI - L1 - L2	Resource	Object	Amount
						Total For Fund Number: 0100	\$157.42
						Total Amount of Payment:	<u>\$157.42</u>

SCHOOL DISTRICT Payment Order

District Name: **Central Union Elementary School District**

As per the Authorized Signature Permit, the following payments are authorized as listed on the payment register.

Warrants	42	\$226,448.06
Credit Card Payments	0	
Grand Total for Payments Dated:	08/11/2023	\$226,448.06

Authorized Officer/Employee



Or

Board Members *

* If this option is chosen, must have a majority of board members authorization (EC 42632)

Date _____

KCOE Examination and Approval	
By _____	Date _____

This order must be returned to KCOE prior to distribution of payments.

**Warrant Register For Warrants
Dated 08/18/2023**

Warrant Number	Vendor Number	Vendor Name	Amount
2723025	4112	ELIZABETH ALVARADO	\$99.00
2723026	4112	ELIZABETH ALVARADO	\$100.00
2723027	4830	LAUREN BABAUTA	\$72.19
2723028	4933	GUADALUPE BARAJAS	\$14.00
2723029	144	BSN SPORTS	\$400.30
2723030	150	GARY V. BURROWS INC.	\$1,456.97
2723031	159	CAFIS	\$400.00
2723032	4859	JASMINE CAMPBELL	\$176.43
2723033	2026	TINA CARDOZA	\$291.19
2723034	4515	CWDL CPAS	\$9,337.50
2723035	2661	DASSEL'S PETROLEUM	\$1,738.96
2723036	2640	DARIN DENNEY	\$539.57
2723037	104	TRACI FULLERTON	\$776.34
2723038	4719	COLLEEN GODDARD	\$314.62
2723039	2241	ANNE GONZALES	\$399.82
2723040	417	CHRISTINA GONZALES	\$578.55
2723041	473	HOME DEPOT	\$7.19
2723042	4358	HOME DEPOT PRO	\$494.83
2723043	4522	THE HORN SHOP	\$5,414.31
2723044	518	JORGENSEN COMPANY	\$1,280.87
2723045	4930	KING KONE SHAVE ICE	\$1,800.00
2723046	578	LEMOORE UNION HIGH SCHOOL DISTRICT	\$9,247.88
2723047	598	LOZANO SMITH	\$4,509.56
2723048	565	CHRISTINA LUIS	\$28.03
2723049	616	ALICIA MARTELLA	\$195.56
2723050	3570	NUTRIEN AG SOLUTIONS	\$275.10
2723051	4301	OIL CHANGER	\$92.12
2723052	4935	OVERHEAD DOOR OF FRESNO INC	\$482.00
2723053	4932	SACRAMENTO COUNTY OFFICE OF EDUCATION	\$350.00
2723054	4932	SACRAMENTO COUNTY OFFICE OF EDUCATION	\$350.00
2723055	821	SAN DIEGO OFFICE OF EDUCATION	\$250.00
2723056	1754	SAN JOAQUIN COUNTY OFFICE ED.	\$2,250.00
2723057	886	SO. CALIF.GAS CO	\$530.64
2723058	4469	NICKOLAS STARNE	\$53.32
2723059	4760	DAVID TOSTE	\$28.49
2723060	4934	VAST NETWORKS	\$250.00
2723061	1593	VERIZON WIRELESS	\$330.65

Total Amount of All Warrants:

\$44,915.99

Commercial Payment Register
For Payments Dated: 08/18/2023

Document No	Vendor No	Vendor Name	Reference No	FD - RE - PY - GO - FN - OB - SI - L1 - L2	Resource	Object	Amount
12723025	4112	ALVARADO, ELIZABETH	PV - 28078	0100-0038-0-1110-1000-580000-424-00-0000	Donations	Other Services and Operating Expenditures	\$99.00
							Total For Fund Number: 0100
							\$99.00
12723026	4112	ALVARADO, ELIZABETH	PV - 28093	0100-0000-0-1110-2420-430000-424-00-0000	Unrestricted Resources	Materials and Supplies	\$100.00
							Total For Fund Number: 0100
							\$100.00
12723027	4830	BABAUTA, LAUREN	PV - 28079	0100-1100-0-1110-1000-430021-222-00-0000	State Lottery	Allowance	\$72.19
							Total For Fund Number: 0100
							\$72.19
12723028	4933	BARAJAS, GUADALUPE	PV - 28091	0100-0000-0-0000-7490-580060-121-00-0000	Unrestricted Resources	Prof. Serv. & Oper. Exp. -Fingerprinting	\$14.00
							Total For Fund Number: 0100
							\$14.00
12723029	144	BSN SPORTS	PO - 27143	0100-1100-0-1160-1000-430001-222-00-0000	State Lottery	Instructional Materials/Classroom	\$400.30
							Total For Fund Number: 0100
							\$400.30
12723030	150	BURROWS INC , GARY V.	PO - 27219	0100-8150-0-0000-8100-430010-120-00-0000	Ongoing & Major Maint Acct	Matl & Suppl. -Gasoline/Diesel Fuel	\$1,456.97
							Total For Fund Number: 0100
							\$1,456.97
12723031	159	CAFIS	PO - 27031	0100-0000-0-0000-7100-530000-121-00-0000	Unrestricted Resources	Dues and Memberships	\$400.00
							Total For Fund Number: 0100
							\$400.00
12723032	4859	CAMPBELL, JASMINE	PV - 28081	0100-0000-0-0000-7200-430000-121-00-0000	Unrestricted Resources	Materials and Supplies	\$162.15
			PV - 28080	0100-0000-0-0000-7200-520003-121-00-0000	Unrestricted Resources	Mileage-Other	\$14.28
							Total For Fund Number: 0100
							\$176.43
12723033	2026	CARDOZA, TINA	PV - 28100	0100-3218-0-1110-1000-430000-121-31-0203	ELO Grant: ESSER III State Reserve Emergency Needs	Materials and Supplies	\$291.19
							Total For Fund Number: 0100
							\$291.19
12723034	4515	CWDL CPAS	PV - 28089	0100-0000-0-0000-7190-580070-121-00-0000	Unrestricted Resources	Prof Serv. & Oper. Exp. - Audit Exp	\$9,337.50
							Total For Fund Number: 0100
							\$9,337.50
12723035	2661	DASSEL'S PETROLEUM	PO - 27079	0100-0000-0-1110-8200-430010-525-00-0000	Unrestricted Resources	Matl & Suppl. -Gasoline/Diesel Fuel	\$38.09
			PO - 27079	0100-0000-0-1110-8200-430010-323-00-0000	Unrestricted Resources	Matl & Suppl. -Gasoline/Diesel Fuel	\$460.22

Commercial Payment Register For Payments Dated: 08/18/2023

Document No	Vendor No	Vendor Name	Reference No	FD - RE - PY - GO - FN - OB - SI - L1 - L2	Resource	Object	Amount
12723035	2661	DASSEL'S PETROLEUM	PO - 27079	0100-0000-0-1110-8200-430010-120-00-0000	Unrestricted Resources	Matl & Suppl -Gasoline/Diesel Fuel	\$1,240.65
						Total For Fund Number: 0100	\$1,738.96
						Total Amount of Payment:	\$1,738.96
12723036	2640	DENNEY, DARIN	PV - 28092	0100-1100-0-1110-2700-520000-222-00-0000	State Lottery	Travel and Conferences	\$539.57
						Total For Fund Number: 0100	\$539.57
						Total Amount of Payment:	\$539.57
12723037	104	FULLERTON, TRACI	PV - 28090	0100-0000-0-0000-7100-430000-121-00-0000	Unrestricted Resources	Materials and Supplies	\$776.34
						Total For Fund Number: 0100	\$776.34
						Total Amount of Payment:	\$776.34
12723038	4719	GODDARD, COLLEEN	PV - 28082	0100-0000-0-0000-7200-430000-121-00-0000	Unrestricted Resources	Materials and Supplies	\$314.62
						Total For Fund Number: 0100	\$314.62
						Total Amount of Payment:	\$314.62
12723039	2241	GONZALES, ANNE	PV - 28083	0100-1100-0-1110-2700-430000-323-00-0000	State Lottery	Materials and Supplies	\$378.32
			PV - 28083	0100-1100-0-1110-1000-430001-323-00-0000	State Lottery	Instructional Materials/Classroom	\$21.50
						Total For Fund Number: 0100	\$399.82
						Total Amount of Payment:	\$399.82
12723040	417	GONZALES, CHRISTINA	PO - 27229	0100-1100-0-1110-2700-430000-525-00-0000	State Lottery	Materials and Supplies	\$578.55
						Total For Fund Number: 0100	\$578.55
						Total Amount of Payment:	\$578.55
12723041	473	HOME DEPOT	PV - 28096	0100-8150-0-0000-8100-430014-222-00-0000	Ongoing & Major Maint Acct	Maintenance Supplies	\$7.19
						Total For Fund Number: 0100	\$7.19
						Total Amount of Payment:	\$7.19
12723042	4358	HOME DEPOT PRO	PO - 27071	0100-8150-0-0000-8100-430014-323-00-0000	Ongoing & Major Maint Acct	Maintenance Supplies	\$76.93
			PO - 27071	0100-8150-0-0000-8100-430014-525-00-0000	Ongoing & Major Maint Acct	Maintenance Supplies	\$76.33
			PO - 27071	0100-8150-0-0000-8100-430014-525-00-0000	Ongoing & Major Maint Acct	Maintenance Supplies	\$341.57
						Total For Fund Number: 0100	\$494.83
						Total Amount of Payment:	\$494.83
12723043	4522	HORN SHOP. THE	PO - 27254	0100-1100-0-1156-1000-560000-222-00-0000	State Lottery	Rentals, Leases, Repairs and Noncapitalized Improvements	\$414.31
			PO - 27147	0100-1100-0-1156-1000-560000-222-00-0000	State Lottery	Rentals, Leases, Repairs and Noncapitalized Improvements	\$1,677.08
			PO - 27147	0100-1100-0-1156-1000-560000-222-00-0000	State Lottery	Rentals, Leases, Repairs and Noncapitalized Improvements	\$2,087.73
			PO - 27147	0100-1100-0-1156-1000-560000-222-00-0000	State Lottery	Rentals, Leases, Repairs and Noncapitalized Improvements	\$1,235.19
						Total For Fund Number: 0100	\$5,414.31
						Total Amount of Payment:	\$5,414.31

Commercial Payment Register For Payments Dated: 08/18/2023

Document No	Vendor No	Vendor Name	Reference No	FD - RE - PY - GO - FN - OB - SI - L1 - L2	Resource	Object	Amount
12723044	518	JORGENSEN COMPANY	PO - 27068	0100-8150-0-0000-8100-580000-120-00-0000	Ongoing & Major Maint Acct	Other Services and Operating Expenditures	\$1,280.87
Total For Fund Number: 0100							\$1,280.87
Total Amount of Payment:							\$1,280.87
12723045	4930	KING KONE SHAVE ICE	PV - 28084	0100-0038-0-1110-1000-430000-424-00-0000	Donations	Materials and Supplies	\$1,800.00
Total For Fund Number: 0100							\$1,800.00
Total Amount of Payment:							\$1,800.00
12723046	578	LEMOORE UNION HIGH SCH	LB - 25274	0100-0333-0-0000-3600-510000-121-00-0000	LCFF Transportation Funding	Subagreement for Services	\$185.22
			LB - 25275	0100-0333-0-0000-3600-510000-121-00-0000	LCFF Transportation Funding	Subagreement for Services	\$4,754.15
			LB - 25276	0100-0333-0-0000-3600-580007-121-00-0000	LCFF Transportation Funding	Transportation/not School	\$1,353.83
			LB - 25273	0100-2600-0-1172-1000-580007-121-00-0000	Expanded Learning Opportunities Program	Transportation/not School	\$2,954.68
Total For Fund Number: 0100							\$9,247.88
Total Amount of Payment:							\$9,247.88
12723047	598	LOZANO SMITH	PO - 27025	0100-0000-0-0000-7100-580010-121-00-0000	Unrestricted Resources	Prof. Serv & Oper. Exp - Legal	\$2,139.00
			PO - 27025	0100-0000-0-0000-7100-580010-121-00-0000	Unrestricted Resources	Prof. Serv & Oper. Exp - Legal	\$2,370.56
Total For Fund Number: 0100							\$4,509.56
Total Amount of Payment:							\$4,509.56
12723048	565	LUIS, CHRISTINA	PV - 28085	0100-0050-0-0000-7700-520003-121-00-0000	Classroom Standards	Mileage-Other	\$28.03
Total For Fund Number: 0100							\$28.03
Total Amount of Payment:							\$28.03
12723049	616	MARTELLA, ALICIA	PV - 28086	0100-1100-0-1110-2700-430000-424-00-0000	State Lottery	Materials and Supplies	\$195.56
Total For Fund Number: 0100							\$195.56
Total Amount of Payment:							\$195.56
12723050	3570	NUTRIEN AG SOLUTIONS	PO - 27057	0100-8150-0-0000-8100-430014-222-00-0000	Ongoing & Major Maint Acct	Maintenance Supplies	\$68.77
			PO - 27057	0100-8150-0-0000-8100-430014-323-00-0000	Ongoing & Major Maint Acct	Maintenance Supplies	\$68.77
			PO - 27057	0100-8150-0-0000-8100-430014-424-00-0000	Ongoing & Major Maint Acct	Maintenance Supplies	\$68.77
			PO - 27057	0100-8150-0-0000-8100-430014-525-00-0000	Ongoing & Major Maint Acct	Maintenance Supplies	\$68.79
Total For Fund Number: 0100							\$275.10
Total Amount of Payment:							\$275.10
12723051	4301	OIL CHANGER	PO - 27056	0100-8150-0-0000-8100-580000-120-00-0000	Ongoing & Major Maint Acct	Other Services and Operating Expenditures	\$92.12
Total For Fund Number: 0100							\$92.12
Total Amount of Payment:							\$92.12
12723052	4935	OVERHEAD DOOR OF FRESN	PV - 28097	0100-8150-0-0000-8100-560009-424-00-0000	Ongoing & Major Maint Acct	Outsider Services	\$482.00
Total For Fund Number: 0100							\$482.00
Total Amount of Payment:							\$482.00

Commercial Payment Register
For Payments Dated: 08/18/2023

Document No	Vendor No	Vendor Name	Reference No	FD - RE - PY- GO - FN - OB - SI - L1 - L2	Resource	Object	Amount
12723053	4932	SACRAMENTO COUNTY OFF	PO - 27256	0100-3010-0-1110-1000-520000-525-55-0304	IASA-Title I Basic Grants Low Income	Travel and Conferences	\$350.00
							Total For Fund Number: 0100
							\$350.00
							Total Amount of Payment:
							\$350.00
12723054	4932	SACRAMENTO COUNTY OFF	PO - 27257	0100-3010-0-1110-1000-520000-525-55-0304	IASA-Title I Basic Grants Low Income	Travel and Conferences	\$350.00
							Total For Fund Number: 0100
							\$350.00
							Total Amount of Payment:
							\$350.00
12723055	821	SAN DIEGO OFFICE OF EDUC	LB - 25271	0100-3213-0-0000-7410-580022-121-35-0301	Elementary & Secondary School Emergency Relief III (ESSER III) Fund	Professional Development	\$250.00
							Total For Fund Number: 0100
							\$250.00
							Total Amount of Payment:
							\$250.00
12723056	1754	SAN JOAQUIN COUNTY OFFI	LB - 25272	0100-0050-0-0000-7700-580011-121-00-0000	Classroom Standards	Software License Renewals	\$2,250.00
							Total For Fund Number: 0100
							\$2,250.00
							Total Amount of Payment:
							\$2,250.00
12723057	886	SO CALIF GAS CO	PO - 27005	0100-0000-0-1110-8200-550010-323-00-0000	Unrestricted Resources	Gas	\$103.39
			PO - 27005	0100-0000-0-1110-8200-550010-525-00-0000	Unrestricted Resources	Gas	\$117.09
			PO - 27005	0100-0000-0-1110-8200-550010-222-00-0000	Unrestricted Resources	Gas	\$141.07
			PO - 27005	0100-0000-0-1110-8200-550010-424-00-0000	Unrestricted Resources	Gas	\$153.07
			PO - 27005	0100-0000-0-1110-8200-550010-323-00-0000	Unrestricted Resources	Gas	\$1.72
			PO - 27005	0100-0000-0-1110-8200-550010-525-00-0000	Unrestricted Resources	Gas	\$14.30
							Total For Fund Number: 0100
							\$530.64
							Total Amount of Payment:
							\$530.64
12723058	4469	STARNE, NICKOLAS	PV - 28087	0100-0050-0-0000-7700-520003-121-00-0000	Classroom Standards	Mileage-Other	\$53.32
							Total For Fund Number: 0100
							\$53.32
							Total Amount of Payment:
							\$53.32
12723059	4760	TOSTE, DAVID	PV - 28088	0100-0050-0-0000-7700-520003-121-00-0000	Classroom Standards	Mileage-Other	\$28.49
							Total For Fund Number: 0100
							\$28.49
							Total Amount of Payment:
							\$28.49
12723060	4934	VAST NETWORKS	PV - 28095	0100-0050-0-0000-7700-430000-121-00-0000	Classroom Standards	Materials and Supplies	\$125.00
			PV - 28099	0100-0050-0-0000-7700-430000-121-00-0000	Classroom Standards	Materials and Supplies	\$125.00
							Total For Fund Number: 0100
							\$250.00
							Total Amount of Payment:
							\$250.00
12723061	1593	VERIZON WIRELESS	PO - 27003	0100-0000-0-0000-7200-590010-121-00-0000	Unrestricted Resources	Communications - Telephone	\$248.76
			PO - 27003	0100-8150-0-0000-8100-590010-120-00-0000	Ongoing & Major Maint Acct	Communications - Telephone	\$80.68
			PO - 27003	0100-8150-0-0000-8100-590010-424-00-0000	Ongoing & Major Maint Acct	Communications - Telephone	\$1.21
							Total For Fund Number: 0100
							\$330.65

Commercial Payment Register

For Payments Dated: 08/18/2023

Document No	Vendor No	Vendor Name	Reference No	FD - RE - PY- GO - FN - OB - SI - L1 - L2	Resource	Object	Amount
Total Amount of Payment:							<u>\$330.65</u>

District Name: **Central Union Elementary School District**

As per the Authorized Signature Permit, the following payments are authorized as listed on the payment register.

Warrants	37	\$44,915.99
Credit Card Payments	0	
Grand Total for Payments Dated:	08/18/2023	\$44,915.99

Authorized Officer/Employee



Or

Board Members *

* If this option is chosen, must have a majority of board members authorization (EC 42632)

Date _____

KCOE Examination and Approval	
By _____	Date _____

This order must be returned to KCOE prior to distribution of payments.

**Warrant Register For Warrants
Dated 08/25/2023**

Warrant Number	Vendor Number	Vendor Name	Amount
2723543	51	APPLE COMPUTER INC	\$2,476.24
2723544	2796	AT&T	\$1,062.44
2723545	3675	ASHLEY BULLIS	\$247.32
2723546	4314	CANON FINANCIAL SERVICES INC	\$4,501.72
2723547	4699	CIVIC EDUCATION CENTER	\$1,500.00
2723548	260	CURRICULUM ASSOCIATES LLC	\$79.90
2723549	4714	EBLI	\$500.00
2723550	315	EBSICO INDUSTRIES INC.	\$133.84
2723551	1875	ENVIROCLEAN	\$1,075.72
2723552	1670	FIRST CLASS PEST CONTROL	\$716.00
2723553	4856	FOLLETT SCHOOL SOLUTIONS LLC	\$11,402.45
2723554	3983	BRITTANY GATELY	\$162.56
2723555	2241	ANNE GONZALES	\$153.18
2723556	1761	KELLY GOSSCHALK	\$47.44
2723557	3230	DIANA HOLMES	\$321.72
2723558	4675	KAYLA HOLZSCHUH	\$297.29
2723559	4358	HOME DEPOT PRO	\$100.85
2723560	4532	INTRADO INTERACTIVE SERVICES CORP	\$3,564.75
2723561	3341	JOHNSTONE SUPPLY	\$187.38
2723562	518	JORGENSEN COMPANY	\$1,680.56
2723563	563	LAKESHORE LEARNING MATERIALS	\$631.53
2723564	2886	LOWE'S	\$863.60
2723565	616	ALICIA MARTELLA	\$74.40
2723566	712	OFFICE DEPOT INC	\$15,218.15
2723567	4236	PERFORMANCE AIR	\$10,885.00
2723568	1083	ROCHESTER 100 INC	\$247.50
2723569	871	IVONE ROSA	\$130.19
2723570	101	S&S WORLDWIDE	\$416.39
2723571	4398	SAN MATEO-FOSTER CITY SCHOOL DISTRICT	\$225.52
2723572	840	SCHOOL SERV OF CALIF INC	\$195.00
2723573	4673	SCHOOL SPECIALTY LLC	\$278.58
2723574	3893	SHERWIN-WILLIAMS CO.	\$52.14
2723575	4805	SHOWBIE US INC	\$18,625.00
2723576	879	SISC III	\$283,386.60
2723577	1332	STAPLES	\$251.76
2723578	2678	RACHEL TAYLOR	\$351.66
2723579	4204	VANIR CONSTRUCTION MANAGEMENT INC.	\$31,456.46
2723580	4110	REILLY VARTANIAN	\$63.68
2723581	4115	COURTNEY WILCOX	\$254.11

Total Amount of All Warrants:

\$393,818.63

Commercial Payment Register
 For Payments Dated: 08/25/2023

Document No	Vendor No	Vendor Name	Reference No	FD - RE - PY- GO - FN - OB - SI - L1 - L2	Resource	Object	Amount
12723543	51	APPLE COMPUTER INC	PO - 27209	0100-0050-0-0000-7700-560000-121-00-0000	Classroom Standards	Rentals, Leases, Repairs and Noncapitalized Improvements	\$190.48
			PO - 27209	0100-0050-0-0000-7700-560000-121-00-0000	Classroom Standards	Rentals, Leases, Repairs and Noncapitalized Improvements	\$190.48
			PO - 27209	0100-0050-0-0000-7700-560000-121-00-0000	Classroom Standards	Rentals, Leases, Repairs and Noncapitalized Improvements	\$190.48
			PO - 27209	0100-0050-0-0000-7700-560000-121-00-0000	Classroom Standards	Rentals, Leases, Repairs and Noncapitalized Improvements	\$190.48
			PO - 27209	0100-0050-0-0000-7700-560000-121-00-0000	Classroom Standards	Rentals, Leases, Repairs and Noncapitalized Improvements	\$190.48
			PO - 27209	0100-0050-0-0000-7700-560000-121-00-0000	Classroom Standards	Rentals, Leases, Repairs and Noncapitalized Improvements	\$190.48
			PO - 27209	0100-0050-0-0000-7700-560000-121-00-0000	Classroom Standards	Rentals, Leases, Repairs and Noncapitalized Improvements	\$190.48
			PO - 27209	0100-0050-0-0000-7700-560000-121-00-0000	Classroom Standards	Rentals, Leases, Repairs and Noncapitalized Improvements	\$190.48
			PO - 27209	0100-0050-0-0000-7700-560000-121-00-0000	Classroom Standards	Rentals, Leases, Repairs and Noncapitalized Improvements	\$190.48
			PO - 27209	0100-0050-0-0000-7700-560000-121-00-0000	Classroom Standards	Rentals, Leases, Repairs and Noncapitalized Improvements	\$190.48
			PO - 27209	0100-0050-0-0000-7700-560000-121-00-0000	Classroom Standards	Rentals, Leases, Repairs and Noncapitalized Improvements	\$190.48
			PO - 27209	0100-0050-0-0000-7700-560000-121-00-0000	Classroom Standards	Rentals, Leases, Repairs and Noncapitalized Improvements	\$190.48
			PO - 27209	0100-0050-0-0000-7700-560000-121-00-0000	Classroom Standards	Rentals, Leases, Repairs and Noncapitalized Improvements	\$190.48
			PO - 27209	0100-0050-0-0000-7700-560000-121-00-0000	Classroom Standards	Rentals, Leases, Repairs and Noncapitalized Improvements	\$190.48
			PO - 27209	0100-0050-0-0000-7700-560000-121-00-0000	Classroom Standards	Rentals, Leases, Repairs and Noncapitalized Improvements	\$190.48
						Total For Fund Number: 0100	\$2,476.24
						Total Amount of Payment:	\$2,476.24
12723544	2796	AT&T	PO - 27012	0100-0000-0-0000-7200-590010-121-00-0000	Unrestricted Resources	Communications - Telephone	\$34.79
			PO - 27012	0100-0000-0-1110-8200-590010-222-00-0000	Unrestricted Resources	Communications - Telephone	\$59.62
			PO - 27012	0100-0000-0-1110-8200-590010-424-00-0000	Unrestricted Resources	Communications - Telephone	\$150.80
			PO - 27012	0100-0000-0-1110-8200-590010-525-00-0000	Unrestricted Resources	Communications - Telephone	\$99.91
			PO - 27012	0100-0000-0-0000-8200-590010-121-00-0000	Unrestricted Resources	Communications - Telephone	\$280.15
			PO - 27012	0100-0000-0-0000-8200-590010-121-00-0000	Unrestricted Resources	Communications - Telephone	\$437.17
						Total For Fund Number: 0100	\$1,062.44
						Total Amount of Payment:	\$1,062.44
12723545	3675	BULLIS, ASHLEY	PV - 28101	0100-1100-0-1110-1000-430021-424-00-0000	State Lottery	Allowance	\$247.32
						Total For Fund Number: 0100	\$247.32
						Total Amount of Payment:	\$247.32
12723546	4314	CANON FINANCIAL SERVICE	PV - 28102	0100-0000-0-0000-7200-560000-121-00-0000	Unrestricted Resources	Rentals, Leases, Repairs and Noncapitalized Improvements	\$4,501.72
						Total For Fund Number: 0100	\$4,501.72

Commercial Payment Register
For Payments Dated: 08/25/2023

Document No	Vendor No	Vendor Name	Reference No	FD - RE - PY- GO - FN - OB - SI - LI - L2	Resource	Object	Amount
Total Amount of Payment:							\$4,501.72
12723547	4699	CIVIC EDUCATION CENTER	PO - 27207	0100-3218-0-1110-1000-580000-121-31-0203	ELO Grant: ESSER III State Reserve Emergency Needs	Other Services and Operating Expenditures	\$1,500.00
Total For Fund Number: 0100							\$1,500.00
Total Amount of Payment:							\$1,500.00
12723548	260	CURRICULUM ASSOCIATES I	PO - 27162	0100-1100-0-1110-1000-430001-424-00-0000	State Lottery	Instructional Materials/Classroom	\$79.90
Total For Fund Number: 0100							\$79.90
Total Amount of Payment:							\$79.90
12723549	4714	EBLI	PO - 27228	0100-3010-0-1110-1000-580011-525-55-0203	IASA-Title I Basic Grants Low Income	Software License Renewals	\$500.00
Total For Fund Number: 0100							\$500.00
Total Amount of Payment:							\$500.00
12723550	315	EBS CO INDUSTRIES INC	PO - 27148	0100-1100-0-1110-1000-430000-222-00-0000	State Lottery	Materials and Supplies	\$133.84
Total For Fund Number: 0100							\$133.84
Total Amount of Payment:							\$133.84
12723551	1875	ENVIROCLEAN	PO - 27077	0100-0000-0-1110-8200-430012-222-00-0000	Unrestricted Resources	Custodian Supplies	\$268.93
			PO - 27077	0100-0000-0-1110-8200-430012-323-00-0000	Unrestricted Resources	Custodian Supplies	\$268.93
			PO - 27077	0100-0000-0-1110-8200-430012-424-00-0000	Unrestricted Resources	Custodian Supplies	\$268.93
			PO - 27077	0100-0000-0-1110-8200-430012-525-00-0000	Unrestricted Resources	Custodian Supplies	\$268.93
Total For Fund Number: 0100							\$1,075.72
Total Amount of Payment:							\$1,075.72
12723552	1670	FIRST CLASS PEST CONTROL	PO - 27239	0100-0000-0-0000-8200-550070-121-00-0000	Unrestricted Resources	Pest Control	\$60.00
			PO - 27239	0100-0000-0-1110-8200-550070-525-00-0000	Unrestricted Resources	Pest Control	\$50.00
			PO - 27239	0100-0000-0-1110-8200-550070-424-00-0000	Unrestricted Resources	Pest Control	\$50.00
			PO - 27239	0100-0000-0-1110-8200-550070-525-00-0000	Unrestricted Resources	Pest Control	\$52.00
			PO - 27239	0100-0000-0-1110-8200-550070-222-00-0000	Unrestricted Resources	Pest Control	\$52.00
			PO - 27239	0100-0000-0-1110-8200-550070-323-00-0000	Unrestricted Resources	Pest Control	\$52.00
			PO - 27239	0100-0000-0-1110-8200-550070-424-00-0000	Unrestricted Resources	Pest Control	\$400.00
Total For Fund Number: 0100							\$716.00
Total Amount of Payment:							\$716.00
12723553	4856	FOLLETT SCHOOL SOLUTIONS	PO - 27051	0100-0311-0-1110-2420-580011-000-00-0000	Tier III, Instructional Materials Fund	Software License Renewals	\$11,402.45
Total For Fund Number: 0100							\$11,402.45
Total Amount of Payment:							\$11,402.45
12723554	3983	GATELY, BRITTANY	PV - 28103	0100-1100-0-1110-1000-430001-424-00-0000	State Lottery	Instructional Materials/Classroom	\$6.00
			PV - 28103	0100-1100-0-1110-1000-430000-424-00-0000	State Lottery	Materials and Supplies	\$156.56
Total For Fund Number: 0100							\$162.56
Total Amount of Payment:							\$162.56

Commercial Payment Register For Payments Dated: 08/25/2023

Document No	Vendor No	Vendor Name	Reference No	FD - RE - PY- GO - FN - OB - SI - L1 - L2	Resource	Object	Amount
12723555	2241	GONZALES, ANNE	PV - 28104	0100-1100-0-1110-2700-430001-323-00-0000	State Lottery	Instructional Materials/Classroom	\$153.18
						Total For Fund Number: 0100	\$153.18
						Total Amount of Payment:	\$153.18
12723556	1761	GOSSCHALK, KELLY	PV - 28105	0100-1100-0-1110-1000-430021-424-00-0000	State Lottery	Allowance	\$47.44
						Total For Fund Number: 0100	\$47.44
						Total Amount of Payment:	\$47.44
12723557	3230	HOLMES, DIANA	PV - 28106	0100-1100-0-1110-1000-430021-222-00-0000	State Lottery	Allowance	\$321.72
						Total For Fund Number: 0100	\$321.72
						Total Amount of Payment:	\$321.72
12723558	4675	HOLZSCHUH, KAYLA	PV - 28107	0100-1100-0-1110-1000-430021-222-00-0000	State Lottery	Allowance	\$297.29
						Total For Fund Number: 0100	\$297.29
						Total Amount of Payment:	\$297.29
12723559	4358	HOME DEPOT PRO	PV - 28124	0100-8150-0-0000-8100-430014-120-00-0000	Ongoing & Major Maint Acct	Maintenance Supplies	\$62.68
			PO - 27071	0100-8150-0-0000-8100-430014-525-00-0000	Ongoing & Major Maint Acct	Maintenance Supplies	\$38.17
						Total For Fund Number: 0100	\$100.85
						Total Amount of Payment:	\$100.85
12723560	4532	INTRADO INTERACTIVE SER	PO - 27183	0100-0050-0-0000-7700-580011-121-00-0000	Classroom Standards	Software License Renewals	\$3,564.75
						Total For Fund Number: 0100	\$3,564.75
						Total Amount of Payment:	\$3,564.75
12723561	3341	JOHNSTONE SUPPLY	PO - 27301	0100-8150-0-0000-8100-430014-222-00-0000	Ongoing & Major Maint Acct	Maintenance Supplies	\$187.38
						Total For Fund Number: 0100	\$187.38
						Total Amount of Payment:	\$187.38
12723562	518	JORGENSEN COMPANY	PO - 27068	0100-8150-0-0000-8100-580000-525-00-0000	Ongoing & Major Maint Acct	Other Services and Operating Expenditures	\$835.28
			PO - 27068	0100-8150-0-0000-8100-580000-424-00-0000	Ongoing & Major Maint Acct	Other Services and Operating Expenditures	\$845.28
						Total For Fund Number: 0100	\$1,680.56
						Total Amount of Payment:	\$1,680.56
12723563	563	LAKESHORE LEARNING MAT	PO - 27167	0100-1100-0-1110-1000-430001-424-00-0000	State Lottery	Instructional Materials/Classroom	\$354.89
			PO - 27168	0100-1100-0-1110-1000-430001-424-00-0000	State Lottery	Instructional Materials/Classroom	\$276.64
						Total For Fund Number: 0100	\$631.53
						Total Amount of Payment:	\$631.53
12723564	2886	LOWE'S	PV - 28108	0100-8150-0-0000-8100-430014-120-00-0000	Ongoing & Major Maint Acct	Maintenance Supplies	\$122.16
			PO - 27061	0100-8150-0-0000-8100-430014-525-00-0000	Ongoing & Major Maint Acct	Maintenance Supplies	\$20.03
			PO - 27061	0100-8150-0-0000-8100-430014-222-00-0000	Ongoing & Major Maint Acct	Maintenance Supplies	\$89.58
			PO - 27061	0100-8150-0-0000-8100-430014-525-00-0000	Ongoing & Major Maint Acct	Maintenance Supplies	\$95.15
			PO - 27061	0100-8150-0-0000-8100-430014-424-00-0000	Ongoing & Major Maint Acct	Maintenance Supplies	\$223.68

Commercial Payment Register

For Payments Dated: 08/25/2023

Document No	Vendor No	Vendor Name	Reference No	FD - RE - PY- GO - FN - OB - SI - L1 - L2	Resource	Object	Amount
12723564	2886	LOWE'S	PO - 27061	0100-8150-0-0000-8100-430014-222-00-0000	Ongoing & Major Maint. Acct.	Maintenance Supplies	\$313.00
Total For Fund Number: 0100							<u>\$863.60</u>
Total Amount of Payment:							<u>\$863.60</u>
12723565	616	MARTELLA, ALICIA	PV - 28109	0100-1100-0-1110-2700-430000-424-00-0000	State Lottery	Materials and Supplies	\$74.40
Total For Fund Number: 0100							<u>\$74.40</u>
Total Amount of Payment:							<u>\$74.40</u>
12723566	712	OFFICE DEPOT INC	PO - 27099	0100-1100-0-1110-1000-430001-222-00-0000	State Lottery	Instructional Materials/Classroom	\$317.81
			PO - 27097	0100-1100-0-1110-1000-430001-222-00-0000	State Lottery	Instructional Materials/Classroom	\$379.59
			PO - 27158	0100-1100-0-1110-1000-430001-222-00-0000	State Lottery	Instructional Materials/Classroom	\$1,617.76
			PO - 27158	0100-1100-0-1110-1000-430001-222-00-0000	State Lottery	Instructional Materials/Classroom	\$443.99
			PO - 27158	0100-1100-0-1110-1000-430001-222-00-0000	State Lottery	Instructional Materials/Classroom	\$1,178.60
			PO - 27133	0100-1100-0-1110-1000-430001-222-00-0000	State Lottery	Instructional Materials/Classroom	\$235.55
			PO - 27136	0100-1100-0-1110-1000-430001-222-00-0000	State Lottery	Instructional Materials/Classroom	\$301.28
			PO - 27109	0100-1100-0-1110-1000-430001-222-00-0000	State Lottery	Instructional Materials/Classroom	\$2,010.94
			PO - 27109	0100-1100-0-1110-1000-430001-222-00-0000	State Lottery	Instructional Materials/Classroom	\$3,042.25
			PO - 27093	0100-1100-0-1110-1000-430001-424-00-0000	State Lottery	Instructional Materials/Classroom	\$228.31
			PO - 27090	0100-1100-0-1110-1000-430001-424-00-0000	State Lottery	Instructional Materials/Classroom	\$249.61
			PO - 27114	0100-1100-0-1110-1000-430001-222-00-0000	State Lottery	Instructional Materials/Classroom	\$294.40
			PO - 27164	0100-1100-0-1110-1000-430001-424-00-0000	State Lottery	Instructional Materials/Classroom	\$327.04
			PO - 27130	0100-1100-0-1110-1000-430001-222-00-0000	State Lottery	Instructional Materials/Classroom	\$173.24
			PO - 27141	0100-1100-0-1110-1000-430001-222-00-0000	State Lottery	Instructional Materials/Classroom	\$203.74
			PO - 27169	0100-1100-0-1110-1000-430001-222-00-0000	State Lottery	Instructional Materials/Classroom	\$146.77
			PO - 27108	0100-1100-0-1110-2700-430000-222-00-0000	State Lottery	Materials and Supplies	\$150.11
			PO - 27096	0100-1100-0-1110-1000-430001-222-00-0000	State Lottery	Instructional Materials/Classroom	\$176.62
			PO - 27134	0100-1100-0-1110-1000-430001-222-00-0000	State Lottery	Instructional Materials/Classroom	\$53.72
			PO - 27137	0100-1100-0-1110-1000-430001-222-00-0000	State Lottery	Instructional Materials/Classroom	\$78.08
			PO - 27129	0100-1100-0-1110-1000-430001-222-00-0000	State Lottery	Instructional Materials/Classroom	\$79.57
			PO - 27169	0100-1100-0-1110-1000-430001-222-00-0000	State Lottery	Instructional Materials/Classroom	\$58.69
			PO - 27125	0100-1100-0-1110-1000-430001-222-00-0000	State Lottery	Instructional Materials/Classroom	\$97.47
			PO - 27120	0100-1100-0-1110-1000-430001-222-00-0000	State Lottery	Instructional Materials/Classroom	\$107.10
			PO - 27112	0100-1100-0-1110-1000-430001-222-00-0000	State Lottery	Instructional Materials/Classroom	\$119.85
			PO - 27115	0100-1100-0-1110-1000-430001-222-00-0000	State Lottery	Instructional Materials/Classroom	\$190.21
			PO - 27117	0100-1100-0-1110-1000-430001-222-00-0000	State Lottery	Instructional Materials/Classroom	\$163.96
			PO - 27119	0100-1100-0-1110-1000-430001-222-00-0000	State Lottery	Instructional Materials/Classroom	\$206.68
			PO - 27092	0100-1100-0-1110-1000-430001-424-00-0000	State Lottery	Instructional Materials/Classroom	\$195.41

Commercial Payment Register
For Payments Dated: 08/25/2023

Document No	Vendor No	Vendor Name	Reference No	FD - RE - PY - GO - FN - OB - SI - L1 - L2	Resource	Object	Amount
12723566	712	OFFICE DEPOT INC	PO - 27160	0100-1100-0-1110-1000-430001-424-00-0000	State Lottery	Instructional Materials/Classroom	\$171.19
			PO - 27129	0100-1100-0-1110-1000-430001-222-00-0000	State Lottery	Instructional Materials/Classroom	\$26.80
			PO - 27132	0100-1100-0-1110-1000-430001-222-00-0000	State Lottery	Instructional Materials/Classroom	\$47.62
			PO - 27111	0100-1100-0-1110-1000-430001-222-00-0000	State Lottery	Instructional Materials/Classroom	\$78.11
			PO - 27112	0100-1100-0-1110-1000-430001-222-00-0000	State Lottery	Instructional Materials/Classroom	\$86.98
			PO - 27164	0100-1100-0-1110-1000-430001-424-00-0000	State Lottery	Instructional Materials/Classroom	\$61.12
			PO - 27113	0100-1100-0-1110-1000-430001-222-00-0000	State Lottery	Instructional Materials/Classroom	\$64.30
			PO - 27129	0100-1100-0-1110-1000-430001-222-00-0000	State Lottery	Instructional Materials/Classroom	\$5.74
			PO - 27111	0100-1100-0-1110-1000-430001-222-00-0000	State Lottery	Instructional Materials/Classroom	\$10.38
			PO - 27120	0100-1100-0-1110-1000-430001-222-00-0000	State Lottery	Instructional Materials/Classroom	\$12.98
			PO - 27109	0100-1100-0-1110-1000-430001-222-00-0000	State Lottery	Instructional Materials/Classroom	\$17.81
			PO - 27097	0100-1100-0-1110-1000-430001-222-00-0000	State Lottery	Instructional Materials/Classroom	\$11.15
			PO - 27111	0100-1100-0-1110-1000-430001-222-00-0000	State Lottery	Instructional Materials/Classroom	\$41.82
			PO - 27119	0100-1100-0-1110-1000-430001-222-00-0000	State Lottery	Instructional Materials/Classroom	\$41.82
			PO - 27161	0100-1100-0-1110-1000-430001-424-00-0000	State Lottery	Instructional Materials/Classroom	\$25.40
			PO - 27206	0100-0000-0-1110-2495-430000-121-31-0201	Unrestricted Resources	Materials and Supplies	\$1,686.58
Total For Fund Number: 0100							\$15,218.15
Total Amount of Payment:							\$15,218.15
12723567	4236	PERFORMANCE AIR	PO - 27282	0100-3213-0-1110-8200-560009-525-00-0000	Elementary & Secondary School Emergency Relief III (ESSER III) Fund	Outsider Services	\$1,230.00
			PO - 27282	0100-3213-0-1110-8200-560009-222-00-0000	Elementary & Secondary School Emergency Relief III (ESSER III) Fund	Outsider Services	\$1,310.00
			PO - 27292	0100-3213-0-1110-8200-560009-424-00-0000	Elementary & Secondary School Emergency Relief III (ESSER III) Fund	Outsider Services	\$1,425.00
			PO - 27282	0100-3213-0-1110-8200-560009-323-00-0000	Elementary & Secondary School Emergency Relief III (ESSER III) Fund	Outsider Services	\$565.00
			PO - 27282	0100-3213-0-1110-8200-560009-120-00-0000	Elementary & Secondary School Emergency Relief III (ESSER III) Fund	Outsider Services	\$600.00
			PO - 27282	0100-3213-0-1110-8200-560009-323-00-0000	Elementary & Secondary School Emergency Relief III (ESSER III) Fund	Outsider Services	\$690.00
			PO - 27282	0100-3213-0-1110-8200-560009-424-00-0000	Elementary & Secondary School Emergency Relief III (ESSER III) Fund	Outsider Services	\$755.00
			PO - 27282	0100-3213-0-1110-8200-560009-424-00-0000	Elementary & Secondary School Emergency Relief III (ESSER III) Fund	Outsider Services	\$800.00

Commercial Payment Register
For Payments Dated: 08/25/2023

Document No	Vendor No	Vendor Name	Reference No	FD - RE - PY- GO - FN - OB - SI - LI - L2	Resource	Object	Amount
12723567	4236	PERFORMANCE AIR	PO - 27292	0100-3213-0-1110-8200-560009-323-00-0000	Elementary & Secondary School Emergency Relief III (ESSER III) Fund	Outsider Services	\$550.00
			PO - 27292	0100-3213-0-1110-8200-560009-424-00-0000	Elementary & Secondary School Emergency Relief III (ESSER III) Fund	Outsider Services	\$660.00
			PO - 27292	0100-3213-0-1110-8200-560009-525-00-0000	Elementary & Secondary School Emergency Relief III (ESSER III) Fund	Outsider Services	\$250.00
			PO - 27282	0100-3213-0-1110-8200-560009-525-00-0000	Elementary & Secondary School Emergency Relief III (ESSER III) Fund	Outsider Services	\$1,075.00
			PO - 27292	0100-3213-0-1110-8200-560009-424-00-0000	Elementary & Secondary School Emergency Relief III (ESSER III) Fund	Outsider Services	\$975.00
					Total For Fund Number: 0100		\$10,885.00
					Total Amount of Payment:		\$10,885.00
12723568	1083	ROCHESTER 100 INC	PO - 27159	0100-1100-0-1110-1000-430001-424-00-0000	State Lottery	Instructional Materials/Classroom	\$247.50
					Total For Fund Number: 0100		\$247.50
					Total Amount of Payment:		\$247.50
12723569	871	ROSA, IVONE	PV - 28110	0100-1100-0-1110-1000-430021-424-00-0000	State Lottery	Allowance	\$130.19
					Total For Fund Number: 0100		\$130.19
					Total Amount of Payment:		\$130.19
12723570	101	S&S WORLDWIDE	PO - 27156	0100-1100-0-1160-1000-430001-525-00-0000	State Lottery	Instructional Materials/Classroom	\$385.42
			PO - 27156	0100-1100-0-1160-1000-430001-525-00-0000	State Lottery	Instructional Materials/Classroom	\$30.97
					Total For Fund Number: 0100		\$416.39
					Total Amount of Payment:		\$416.39
12723571	4398	SAN MATEO-FOSTER CITY SC	PO - 27298	1300-5310-0-0000-3700-530000-000-00-0000	Child Nutrition - School Programs	Dues and Memberships	\$225.52
					Total For Fund Number: 1300		\$225.52
					Total Amount of Payment:		\$225.52
12723572	840	SCHOOL SERV OF CALIF INC	PV - 28125	0100-0000-0-0000-7490-520000-121-00-0000	Unrestricted Resources	Travel and Conferences	\$195.00
					Total For Fund Number: 0100		\$195.00
					Total Amount of Payment:		\$195.00
12723573	4673	SCHOOL SPECIALTY LLC	PO - 27091	0100-1100-0-1110-1000-430001-424-00-0000	State Lottery	Instructional Materials/Classroom	\$278.58
					Total For Fund Number: 0100		\$278.58
					Total Amount of Payment:		\$278.58
12723574	3893	SHERWIN-WILLIAMS CO	PV - 28111	0100-8150-0-0000-8100-430014-222-00-0000	Ongoing & Major Maint. Acct	Maintenance Supplies	\$52.14
					Total For Fund Number: 0100		\$52.14
					Total Amount of Payment:		\$52.14
12723575	4805	SHOWBIE US INC	PO - 27211	0100-0050-0-0000-7700-580011-121-31-0301	Classroom Standards	Software License Renewals	\$18,625.00
					Total For Fund Number: 0100		\$18,625.00

Commercial Payment Register

For Payments Dated: 08/25/2023

Document No	Vendor No	Vendor Name	Reference No	FD - RE - PY- GO - FN - OB - SI - L1 - L2	Resource	Object	Amount
						Total Amount of Payment:	\$18,625.00
12723576	879	SISC III	PV - 28123	0100-0000-0-0000-0000-951410-000-00-0000	Unrestricted Resources	Summer Health and Welfare	\$13,064.00
			PV - 28121	0100-0000-0-0000-7490-370200-122-00-0000	Unrestricted Resources	Retiree Benefits, classified	\$4,533.70
			PV - 28120	0100-0000-0-1110-1000-370100-122-00-0000	Unrestricted Resources	Retiree Benefits, certificated	\$33,577.70
			PV - 28118	0100-0000-0-0000-0000-951400-000-00-0000	Unrestricted Resources	Health and Welfare	\$217,667.10
			PV - 28119	0100-0000-0-0000-7100-340100-121-00-0000	Unrestricted Resources	Health & Welfare Benefits, certificated	\$6,873.60
						Total For Fund Number: 0100	\$275,716.10
12723576	879	SISC III	PV - 28122	1300-0000-0-0000-0000-951400-000-00-0000	Unrestricted Resources	Health and Welfare	\$7,670.50
						Total For Fund Number: 1300	\$7,670.50
						Total Amount of Payment:	\$283,386.60
12723577	1332	STAPLES	PO - 27234	1300-5310-0-0000-3700-430000-000-00-0000	Child Nutrition - School Programs	Materials and Supplies	\$251.76
						Total For Fund Number: 1300	\$251.76
						Total Amount of Payment:	\$251.76
12723578	2678	TAYLOR, RACHEL	PV - 28112	0100-1100-0-1110-1000-430021-424-00-0000	State Lottery	Allowance	\$351.66
						Total For Fund Number: 0100	\$351.66
						Total Amount of Payment:	\$351.66
12723579	4204	VANIR CONSTRUCTION MAN	PV - 28115	1400-0000-0-0000-8500-620010-424-10-7592	Unrestricted Resources	Architect Fees	\$1,572.82
						Total For Fund Number: 1400	\$1,572.82
12723579	4204	VANIR CONSTRUCTION MAN	PV - 28114	3500-0000-0-0000-8500-620010-424-10-7592	Unrestricted Resources	Architect Fees	\$6,291.29
						Total For Fund Number: 3500	\$6,291.29
12723579	4204	VANIR CONSTRUCTION MAN	PV - 28113	4000-0000-0-0000-8500-620010-424-10-7592	Unrestricted Resources	Architect Fees	\$23,592.35
						Total For Fund Number: 4000	\$23,592.35
						Total Amount of Payment:	\$31,456.46
12723580	4110	VARTANIAN, REILLY	PV - 28116	0100-1100-0-1110-1000-430021-222-00-0000	State Lottery	Allowance	\$63.68
						Total For Fund Number: 0100	\$63.68
						Total Amount of Payment:	\$63.68
12723581	4115	WILCOX, COURTNEY	PV - 28117	0100-1100-0-1110-1000-430021-525-00-0000	State Lottery	Allowance	\$254.11
						Total For Fund Number: 0100	\$254.11
						Total Amount of Payment:	\$254.11

District Name: **Central Union Elementary School District**

As per the Authorized Signature Permit, the following payments are authorized as listed on the payment register.

Warrants	39	\$393,818.63
Credit Card Payments	0	
Grand Total for Payments Dated:	08/25/2023	\$393,818.63

Authorized Officer/Employee

Or

Board Members *



* If this option is chosen, must have a majority of board members authorization (EC 42632)

Date _____

KCOE Examination and Approval	
By _____	Date _____

This order must be returned to KCOE prior to distribution of payments.

Warrant Register For Warrants Dated 08/30/2023

Warrant Number	Vendor Number	Vendor Name	Amount
2724139	4862	AMAZON CAPITAL SERVICES.INC	\$7,507.40
2724140	4930	KING KONE SHAVE ICE	\$1,800.00

Total Amount of All Warrants:

\$9,307.40



Commercial Payment Register

For Payments Dated: 08/30/2023

Document No	Vendor No	Vendor Name	Reference No	FD - RE - PY- GO - FN - OB - SI - L1 - L2	Resource	Object	Amount
12724139	4862	AMAZON CAPITAL SERVICES	PV - 28127	0100-0000-0-0000-7100-430000-121-00-0000	Unrestricted Resources	Materials and Supplies	\$53.60
			PO - 27050	0100-0050-0-0000-7700-430000-121-00-0000	Classroom Standards	Materials and Supplies	\$282.12
			PO - 27050	0100-0050-0-0000-7700-430000-121-00-0000	Classroom Standards	Materials and Supplies	\$362.74
			PO - 27049	0100-0050-0-0000-7700-430000-121-00-0000	Classroom Standards	Materials and Supplies	\$425.99
			PO - 27050	0100-0050-0-0000-7700-430000-121-00-0000	Classroom Standards	Materials and Supplies	\$523.96
			PO - 27050	0100-0050-0-0000-7700-430000-121-00-0000	Classroom Standards	Materials and Supplies	\$932.00
			PO - 27049	0100-0050-0-0000-7700-430000-121-00-0000	Classroom Standards	Materials and Supplies	\$107.23
			PO - 27050	0100-0050-0-0000-7700-430000-121-00-0000	Classroom Standards	Materials and Supplies	\$40.29
			PO - 27216	0100-0097-0-0000-7600-430000-107-00-0000	Safety Credits	Materials and Supplies	\$26.47
			PO - 27154	0100-1100-0-1110-1000-430001-525-00-0000	State Lottery	Instructional Materials/Classroom	\$27.22
			PO - 27105	0100-1100-0-1110-2700-430000-222-00-0000	State Lottery	Materials and Supplies	\$149.51
			PO - 27098	0100-1100-0-1110-1000-430001-222-00-0000	State Lottery	Instructional Materials/Classroom	\$214.29
			PO - 27220	0100-1100-0-1110-2700-430001-323-00-0000	State Lottery	Instructional Materials/Classroom	\$294.94
			PO - 27146	0100-1100-0-1156-1000-430001-222-00-0000	State Lottery	Instructional Materials/Classroom	\$171.58
			PO - 27145	0100-1100-0-1110-1000-430000-222-00-0000	State Lottery	Materials and Supplies	\$270.22
			PO - 27146	0100-1100-0-1156-1000-430001-222-00-0000	State Lottery	Instructional Materials/Classroom	\$185.10
			CM - 27006	0100-1100-0-1110-1000-430001-222-00-0000	State Lottery	Instructional Materials/Classroom	-\$3.00
			PO - 27110	0100-1100-0-1110-1000-430001-222-00-0000	State Lottery	Instructional Materials/Classroom	\$4.82
			PO - 27116	0100-1100-0-1110-1000-430001-222-00-0000	State Lottery	Instructional Materials/Classroom	\$6.42
			PO - 27110	0100-1100-0-1110-1000-430001-222-00-0000	State Lottery	Instructional Materials/Classroom	\$6.96
			PO - 27142	0100-1100-0-1110-1000-430001-222-00-0000	State Lottery	Instructional Materials/Classroom	\$8.58
			PO - 27106	0100-1100-0-1110-2700-430000-222-00-0000	State Lottery	Materials and Supplies	\$48.33
			PO - 27098	0100-1100-0-1110-1000-430001-222-00-0000	State Lottery	Instructional Materials/Classroom	\$61.13
			PO - 27098	0100-1100-0-1110-1000-430001-222-00-0000	State Lottery	Instructional Materials/Classroom	\$128.61
			PO - 27110	0100-1100-0-1110-1000-430001-222-00-0000	State Lottery	Instructional Materials/Classroom	\$30.95
			PO - 27121	0100-1100-0-1110-1000-430001-222-00-0000	State Lottery	Instructional Materials/Classroom	\$34.31
			PO - 27116	0100-1100-0-1110-1000-430001-222-00-0000	State Lottery	Instructional Materials/Classroom	\$40.21
			PO - 27121	0100-1100-0-1110-1000-430001-222-00-0000	State Lottery	Instructional Materials/Classroom	\$29.13
			PO - 27121	0100-1100-0-1110-1000-430001-222-00-0000	State Lottery	Instructional Materials/Classroom	\$30.02
			PO - 27146	0100-1100-0-1156-1000-430001-222-00-0000	State Lottery	Instructional Materials/Classroom	\$35.38
			PO - 27146	0100-1100-0-1156-1000-430001-222-00-0000	State Lottery	Instructional Materials/Classroom	\$45.31
			PO - 27146	0100-1100-0-1156-1000-430001-222-00-0000	State Lottery	Instructional Materials/Classroom	\$46.11
			PO - 27146	0100-1100-0-1156-1000-430001-222-00-0000	State Lottery	Instructional Materials/Classroom	\$61.70
			PO - 27146	0100-1100-0-1156-1000-430001-222-00-0000	State Lottery	Instructional Materials/Classroom	\$78.76

Commercial Payment Register

For Payments Dated: 08/30/2023

Document No	Vendor No	Vendor Name	Reference No	FD - RE - PY- GO - FN - OB - SI - LI - L2	Resource	Object	Amount
12724139	4862	AMAZON CAPITAL SERVICES	PO - 27142	0100-1100-0-1110-1000-430001-222-00-0000	State Lottery	Instructional Materials/Classroom	\$98.66
			PO - 27106	0100-1100-0-1110-2700-430000-222-00-0000	State Lottery	Materials and Supplies	\$12.86
			PO - 27110	0100-1100-0-1110-1000-430001-222-00-0000	State Lottery	Instructional Materials/Classroom	\$12.59
			PO - 27110	0100-1100-0-1110-1000-430001-222-00-0000	State Lottery	Instructional Materials/Classroom	\$11.89
			PO - 27110	0100-1100-0-1110-1000-430001-222-00-0000	State Lottery	Instructional Materials/Classroom	\$9.65
			PO - 27110	0100-1100-0-1110-1000-430001-222-00-0000	State Lottery	Instructional Materials/Classroom	\$13.10
			PO - 27116	0100-1100-0-1110-1000-430001-222-00-0000	State Lottery	Instructional Materials/Classroom	\$13.40
			PO - 27131	0100-1100-0-1110-1000-430001-222-00-0000	State Lottery	Instructional Materials/Classroom	\$14.25
			PO - 27121	0100-1100-0-1110-1000-430001-222-00-0000	State Lottery	Instructional Materials/Classroom	\$10.47
			PO - 27110	0100-1100-0-1110-1000-430001-222-00-0000	State Lottery	Instructional Materials/Classroom	\$17.15
			PO - 27110	0100-1100-0-1110-1000-430001-222-00-0000	State Lottery	Instructional Materials/Classroom	\$17.20
			PO - 27110	0100-1100-0-1110-1000-430001-222-00-0000	State Lottery	Instructional Materials/Classroom	\$20.16
			PO - 27110	0100-1100-0-1110-1000-430001-222-00-0000	State Lottery	Instructional Materials/Classroom	\$20.16
			PO - 27110	0100-1100-0-1110-1000-430001-222-00-0000	State Lottery	Instructional Materials/Classroom	\$21.22
			PO - 27110	0100-1100-0-1110-1000-430001-222-00-0000	State Lottery	Instructional Materials/Classroom	\$21.45
			PO - 27110	0100-1100-0-1110-1000-430001-222-00-0000	State Lottery	Instructional Materials/Classroom	\$21.69
			PO - 27135	0100-1100-0-1110-1000-430001-222-00-0000	State Lottery	Instructional Materials/Classroom	\$15.00
			PO - 27135	0100-1100-0-1110-1000-430001-222-00-0000	State Lottery	Instructional Materials/Classroom	\$14.70
			PO - 27131	0100-1100-0-1110-1000-430001-222-00-0000	State Lottery	Instructional Materials/Classroom	\$17.54
			PO - 27131	0100-1100-0-1110-1000-430001-222-00-0000	State Lottery	Instructional Materials/Classroom	\$17.54
			PO - 27131	0100-1100-0-1110-1000-430001-222-00-0000	State Lottery	Instructional Materials/Classroom	\$18.31
			PO - 27131	0100-1100-0-1110-1000-430001-222-00-0000	State Lottery	Instructional Materials/Classroom	\$19.28
			PO - 27121	0100-1100-0-1110-1000-430001-222-00-0000	State Lottery	Instructional Materials/Classroom	\$19.72
			PO - 27135	0100-1100-0-1110-1000-430001-222-00-0000	State Lottery	Instructional Materials/Classroom	\$14.70
			PO - 27152	0100-1100-0-1110-1000-430001-525-00-0000	State Lottery	Instructional Materials/Classroom	\$17.36
			PO - 27151	0100-4511-0-1110-1000-430001-525-00-0000	Johnson-O-Malley - Indian Education	Instructional Materials/Classroom	\$38.50
			PO - 27151	0100-4511-0-1110-1000-430001-525-00-0000	Johnson-O-Malley - Indian Education	Instructional Materials/Classroom	\$80.38
			PO - 27151	0100-4511-0-1110-1000-430001-525-00-0000	Johnson-O-Malley - Indian Education	Instructional Materials/Classroom	\$112.55
			PO - 27151	0100-4511-0-1110-1000-430001-525-00-0000	Johnson-O-Malley - Indian Education	Instructional Materials/Classroom	\$117.95
			PO - 27151	0100-4511-0-1110-1000-430001-525-00-0000	Johnson-O-Malley - Indian Education	Instructional Materials/Classroom	\$120.01
			PO - 27151	0100-4511-0-1110-1000-430001-525-00-0000	Johnson-O-Malley - Indian Education	Instructional Materials/Classroom	\$128.49

Commercial Payment Register For Payments Dated: 08/30/2023

Document No	Vendor No	Vendor Name	Reference No	FD - RE - PY- GO - FN - OB - SI - LI - L2	Resource	Object	Amount
12724139	4862	AMAZON CAPITAL SERVICES	PO - 27151	0100-4511-0-1110-1000-430001-525-00-0000	Johnson-O-Malley - Indian Education	Instructional Materials/Classroom	\$64.30
			PO - 27151	0100-4511-0-1110-1000-430001-525-00-0000	Johnson-O-Malley - Indian Education	Instructional Materials/Classroom	\$75.06
			PO - 27151	0100-4511-0-1110-1000-430001-525-00-0000	Johnson-O-Malley - Indian Education	Instructional Materials/Classroom	\$43.97
			PO - 27151	0100-4511-0-1110-1000-430001-525-00-0000	Johnson-O-Malley - Indian Education	Instructional Materials/Classroom	\$77.01
			PO - 27151	0100-4511-0-1110-1000-430001-525-00-0000	Johnson-O-Malley - Indian Education	Instructional Materials/Classroom	\$134.92
			PO - 27151	0100-4511-0-1110-1000-430001-525-00-0000	Johnson-O-Malley - Indian Education	Instructional Materials/Classroom	\$141.46
			PO - 27151	0100-4511-0-1110-1000-430001-525-00-0000	Johnson-O-Malley - Indian Education	Instructional Materials/Classroom	\$102.96
			PO - 27151	0100-4511-0-1110-1000-430001-525-00-0000	Johnson-O-Malley - Indian Education	Instructional Materials/Classroom	\$8.40
			PO - 27151	0100-4511-0-1110-1000-430001-525-00-0000	Johnson-O-Malley - Indian Education	Instructional Materials/Classroom	\$193.02
			PO - 27151	0100-4511-0-1110-1000-430001-525-00-0000	Johnson-O-Malley - Indian Education	Instructional Materials/Classroom	\$194.94
			PO - 27151	0100-4511-0-1110-1000-430001-525-00-0000	Johnson-O-Malley - Indian Education	Instructional Materials/Classroom	\$180.16
			PO - 27151	0100-4511-0-1110-1000-430001-525-00-0000	Johnson-O-Malley - Indian Education	Instructional Materials/Classroom	\$312.10
			PO - 27151	0100-4511-0-1110-1000-430001-525-00-0000	Johnson-O-Malley - Indian Education	Instructional Materials/Classroom	\$130.18
						Total For Fund Number: 0100	\$7,507.40
						Total Amount of Payment:	\$7,507.40
12724140	4930	KING KONE SHAVE ICE	PV - 28126	0100-0038-0-1110-1000-430000-424-00-0000	Donations	Materials and Supplies	\$1,800.00
						Total For Fund Number: 0100	\$1,800.00
						Total Amount of Payment:	\$1,800.00

District Name: **Central Union Elementary School District**


As per the Authorized Signature Permit, the following payments are authorized as listed on the payment register.

Warrants	2	\$9,307.40
Credit Card Payments	0	
Grand Total for Payments Dated:	08/30/2023	\$9,307.40

Authorized Officer/Employee

Or

Board Members *



* If this option is chosen, must have a majority of board members authorization (EC 42632)

Date _____

KCOE Examination and Approval	
By _____	Date _____

This order must be returned to KCOE prior to distribution of payments.

Fiscal Position Report

August 2023

Fund: 1300 Cafeteria Fund

	August Amount	YTD Amount	Working Budget	% of Budget	% Remain	
BEGINNING BALANCE						
Net Beginning Balance	9791-9795	\$0.00	\$176,879.82			
REVENUES						
2) Federal Revenues	8100-8299	\$0.00	(\$60.99)	\$712,000.00	(0.01)	100.01
3) Other State Revenues	8300-8599	\$0.00	\$0.00	\$786,200.00	0.00	100.00
4) Other Local Revenues	8600-8799	\$0.00	\$123.10	\$10,630.36	1.16	98.84
5) Total, Revenues		\$0.00	\$62.11	\$1,508,830.36	0.00	100.00
EXPENDITURES						
2) Classified Salaries	2000-2999	\$43,266.06	\$43,266.06	\$443,277.00	9.76	90.24
3) Employee Benefits	3000-3999	\$21,442.24	\$21,442.24	\$227,842.00	9.41	90.59
4) Books and Supplies	4000-4999	(\$210.56)	\$334.84	\$620,145.06	0.05	99.95
5) Services, Oth Oper Exp	5000-5999	\$555.60	\$5,510.60	\$32,000.00	17.22	82.78
6) Capital Outlay	6000-6999	\$0.00	\$0.00	\$0.00	0.00	100.00
8) Direct/Indirect Support	7300-7399	\$0.00	\$0.00	\$64,030.44	0.00	100.00
9) Total Expenditures		\$65,053.34	\$70,553.74	\$1,387,294.50	5.09	94.91
OTHER FINANCING SOURCES/USES						
1) Transfers						
A) Transfers In	8910-8929	\$0.00	\$0.00	\$0.00	0.00	100.00
3) Contributions	8980-8999	\$0.00	\$0.00	\$0.00	0.00	100.00
4) Total, Other Financing Sources/Uses		\$0.00	\$0.00	\$0.00	0.00	100.00
NET INCREASE (DECREASE) IN FUND BALANCE		(\$65,053.34)	(\$70,491.63)	\$121,535.86		
ENDING FUND BALANCE			(\$70,491.63)	\$298,415.68		

Fiscal Position Report
 August 2023

Fund: 0100 General Fund

		August Amount	YTD Amount	Working Budget	% of Budget	% Remain
BEGINNING BALANCE						
Net Beginning Balance	9791-9795		\$0.00	\$22,065,231.61		
REVENUES						
1) LCFF Sources	8010-8099	\$859,776.41	\$1,610,101.41	\$20,222,215.00	7.96	92.04
2) Federal Revenues	8100-8299	\$718,025.92	\$863,219.92	\$10,919,234.08	7.91	92.09
3) Other State Revenues	8300-8599	\$75,328.00	\$150,656.00	\$4,615,680.00	3.26	96.74
4) Other Local Revenues	8600-8799	\$49,656.05	\$88,376.58	\$946,935.76	9.33	90.67
5) Total, Revenues		\$1,702,786.38	\$2,712,353.91	\$36,704,064.84	7.39	92.61
EXPENDITURES						
1) Certificated Salaries	1000-1999	\$1,239,314.94	\$1,401,187.74	\$14,650,588.34	9.56	90.44
2) Classified Salaries	2000-2999	\$380,654.94	\$644,456.24	\$4,866,715.31	13.24	86.76
3) Employee Benefits	3000-3999	\$651,108.82	\$846,450.02	\$9,585,672.77	8.83	91.17
4) Books and Supplies	4000-4999	\$68,061.14	\$77,832.35	\$2,695,950.07	2.89	97.11
5) Services, Oth Oper Exp	5000-5999	\$173,822.55	\$590,740.09	\$4,550,493.27	12.98	87.02
6) Capital Outlay	6000-6999	\$0.00	\$0.00	\$1,147,473.67	0.00	100.00
7) Other Outgo(excl. 7300`s)	7100-7499	\$3,981.00	\$7,962.00	\$347,710.00	2.29	97.71
8) Direct/Indirect Support	7300-7399	\$0.00	\$0.00	\$0.00	0.00	100.00
9) Total Expenditures		\$2,516,943.39	\$3,568,628.44	\$37,844,603.43	9.43	90.57
OTHER FINANCING SOURCES/USES						
1) Transfers						
A) Transfers In	8910-8929	\$0.00	\$0.00	\$303,182.00	0.00	100.00
B) Transfers Out	7610-7629	\$0.00	\$0.00	\$272,490.72	0.00	100.00
3) Contributions	8980-8999	\$0.00	\$0.00	\$0.00	0.00	100.00
4) Total, Other Financing Sources/Uses		\$0.00	\$0.00	\$30,691.28	0.00	100.00
NET INCREASE (DECREASE) IN FUND BALANCE		(\$814,157.01)	(\$856,274.53)	(\$1,109,847.31)		
ENDING FUND BALANCE			(\$856,274.53)	\$20,955,384.30		

Fiscal Position Report

August 2023
 Restricted

Fund: 0100 General Fund

		August Amount	YTD Amount	Working Budget	% of Budget	% Remain
BEGINNING BALANCE						
Net Beginning Balance	9791-9795		\$0.00	\$5,766,825.14		
REVENUES						
2) Federal Revenues	8100-8299	\$0.00	\$145,194.00	\$2,437,739.01	5.96	94.04
3) Other State Revenues	8300-8599	\$67,936.00	\$135,872.00	\$3,824,076.00	3.55	96.45
4) Other Local Revenues	8600-8799	\$38,488.16	\$76,027.16	\$796,499.00	9.55	90.45
5) Total, Revenues		\$106,424.16	\$357,093.16	\$7,058,314.01	5.06	94.94
EXPENDITURES						
1) Certificated Salaries	1000-1999	\$203,729.85	\$215,026.13	\$1,356,033.34	15.86	84.14
2) Classified Salaries	2000-2999	\$46,549.26	\$159,772.25	\$807,265.31	19.79	80.21
3) Employee Benefits	3000-3999	\$77,085.42	\$92,531.59	\$2,298,247.08	4.03	95.97
4) Books and Supplies	4000-4999	\$12,430.52	\$12,315.59	\$1,619,777.12	0.76	99.24
5) Services, Oth Oper Exp	5000-5999	\$21,333.85	\$79,954.87	\$2,233,158.38	3.58	96.42
6) Capital Outlay	6000-6999	\$0.00	\$0.00	\$566,108.67	0.00	100.00
7) Other Outgo(excl. 7300`s)	7100-7499	\$0.00	\$0.00	\$269,225.00	0.00	100.00
8) Direct/Indirect Support	7300-7399	\$0.00	\$0.00	\$205,830.00	0.00	100.00
9) Total Expenditures		\$361,128.90	\$559,600.43	\$9,355,644.90	5.98	94.02
OTHER FINANCING SOURCES/USES						
1) Transfers						
B) Transfers Out	7610-7629	\$0.00	\$0.00	\$0.00	0.00	100.00
3) Contributions	8980-8999	\$0.00	\$0.00	\$1,983,568.46	0.00	100.00
4) Total, Other Financing Sources/Uses		\$0.00	\$0.00	\$1,983,568.46	0.00	100.00
NET INCREASE (DECREASE) IN FUND BALANCE		(\$254,704.74)	(\$202,507.27)	(\$313,762.43)		
ENDING FUND BALANCE			(\$202,507.27)	\$5,453,062.71		

Fiscal Position Report
 August 2023
 Unrestricted

Fund: 0100 General Fund

		August Amount	YTD Amount	Working Budget	% of Budget	% Remain
BEGINNING BALANCE						
Net Beginning Balance	9791-9795		\$0.00	\$16,298,406.47		
REVENUES						
1) LCFF Sources	8010-8099	\$859,776.41	\$1,610,101.41	\$20,222,215.00	7.96	92.04
2) Federal Revenues	8100-8299	\$718,025.92	\$718,025.92	\$8,481,495.07	8.47	91.53
3) Other State Revenues	8300-8599	\$7,392.00	\$14,784.00	\$791,604.00	1.87	98.13
4) Other Local Revenues	8600-8799	\$11,167.89	\$12,349.42	\$150,436.76	8.21	91.79
5) Total, Revenues		\$1,596,362.22	\$2,355,260.75	\$29,645,750.83	7.94	92.06
EXPENDITURES						
1) Certificated Salaries	1000-1999	\$1,035,585.09	\$1,186,161.61	\$13,294,555.00	8.92	91.08
2) Classified Salaries	2000-2999	\$334,105.68	\$484,683.99	\$4,059,450.00	11.94	88.06
3) Employee Benefits	3000-3999	\$574,023.40	\$753,918.43	\$7,287,425.69	10.35	89.65
4) Books and Supplies	4000-4999	\$55,630.62	\$65,516.76	\$1,076,172.95	6.09	93.91
5) Services, Oth Oper Exp	5000-5999	\$152,488.70	\$510,785.22	\$2,317,334.89	22.04	77.96
6) Capital Outlay	6000-6999	\$0.00	\$0.00	\$581,365.00	0.00	100.00
7) Other Outgo(excl. 7300`s)	7100-7499	\$3,981.00	\$7,962.00	\$78,485.00	10.14	89.86
8) Direct/Indirect Support	7300-7399	\$0.00	\$0.00	(\$205,830.00)	0.00	100.00
9) Total Expenditures		\$2,155,814.49	\$3,009,028.01	\$28,488,958.53	10.56	89.44
OTHER FINANCING SOURCES/USES						
1) Transfers						
A) Transfers In	8910-8929	\$0.00	\$0.00	\$303,182.00	0.00	100.00
B) Transfers Out	7610-7629	\$0.00	\$0.00	\$272,490.72	0.00	100.00
3) Contributions	8980-8999	\$0.00	\$0.00	(\$1,983,568.46)	0.00	100.00
4) Total, Other Financing Sources/Uses		\$0.00	\$0.00	(\$1,952,877.18)	0.00	100.00
NET INCREASE (DECREASE) IN FUND BALANCE		(\$559,452.27)	(\$653,767.26)	(\$796,084.88)		
ENDING FUND BALANCE			(\$653,767.26)	\$15,502,321.59		

**CENTRAL UNION SCHOOL DISTRICT
RESOLUTION #R-09-11-2023**

**BEFORE THE BOARD OF TRUSTEES OF THE
CENTRAL UNION SCHOOL DISTRICT
KINGS COUNTY, CALIFORNIA**

**IN THE MATTER OF
BUDGET REVISIONS and
CERTIFICATION OF 2022-2023 UNAUDITED ACTUALS**

WHEREAS, the Central Union Elementary School District is required to annually prepare unaudited actual financial statements of all receipts and expenditures of the district for the preceding fiscal year; and

WHEREAS, the Central Union Elementary School District is required to file said report, with the County Superintendent of Schools; and,

WHEREAS, the 2022-2023 Unaudited Actuals ending fund balance for all funds is reflected in the 2022-2023 Unaudited Actuals Report by fund for all operating funds; now

THEREFORE, BE IT RESOLVED that pursuant to California Education Code Section 42100, the Governing Board of the Central Union Elementary School District hereby certifies the 2022-2023 Unaudited Actuals Financial Report.

BE IT FURTHER RESOLVED, that the Board of Trustees of the Central Union Elementary School District authorizes the execution of the transfers for the attached budget revisions as indicated.

The foregoing Resolution, **#R-09-11-2023**, was adopted at a regular meeting of the Board of Trustees of the Central Union Elementary School District on this 11th day of September 2023, by the following vote:

	AYE	NO	ABSTAIN	ABSENT
<hr/> Dale Davidson, Trustee Area 1	<input type="checkbox"/>	<input type="checkbox"/>	<input type="checkbox"/>	<input type="checkbox"/>
<hr/> Jeffrey Gilcrease, Trustee Area 2	<input type="checkbox"/>	<input type="checkbox"/>	<input type="checkbox"/>	<input type="checkbox"/>
<hr/> Vacant, Trustee Area 3	<input type="checkbox"/>	<input type="checkbox"/>	<input type="checkbox"/>	<input type="checkbox"/>
<hr/> Vacant, Trustee Area 4	<input type="checkbox"/>	<input type="checkbox"/>	<input type="checkbox"/>	<input type="checkbox"/>
<hr/> Ceil Howe, III, Trustee Area 5	<input type="checkbox"/>	<input type="checkbox"/>	<input type="checkbox"/>	<input type="checkbox"/>

I, **Jeffrey Gilcrease**, Clerk of the Board of Trustees of the Central Union School District, do hereby certify that the foregoing Resolution was regularly introduced, passed and adopted by the Board of Trustees at its meeting held on September 11, 2023.

Jeffrey Gilcrease, Clerk
Board of Trustees
Central Union School District
Kings County, California

Pending Budget Revision
Control Number 20230005
ResolutionNo. R-09-11-2023

Fund: 0100 General Fund

FD---RE---Y-GO---FN---OB-----SI--L1-L2	Revised	Adjustments	Proposed
Income			
0100-0000-0-0000-0000-866000-000-00-0000	\$100,000.00	\$280,197.71	\$380,197.71
0100-0199-0-0000-0000-869900-000-00-0000	\$0.00	(\$6,495.94)	(\$6,495.94)
0100-1100-0-1110-2420-869900-525-00-0000	\$0.00	\$22.00	\$22.00
0100-1100-0-1110-2420-869900-222-00-0000	\$17.00	\$354.00	\$371.00
0100-0038-0-0000-0000-869900-424-00-0000	\$1,300.00	(\$3.56)	\$1,296.44
0100-1100-0-1110-2420-869900-424-00-0000	\$2,010.76	\$2,825.56	\$4,836.32
0100-0050-0-0000-7700-869900-121-00-0000	\$0.00	\$5,019.85	\$5,019.85
0100-0000-0-1110-2420-869900-222-00-0000	\$0.00	\$6,602.86	\$6,602.86
0100-0000-0-1110-8200-869900-121-00-0635	\$3,819.84	\$4,686.84	\$8,506.68
0100-0050-0-0000-7700-869900-000-00-0000	\$0.00	\$15,210.80	\$15,210.80
0100-0038-0-1110-1000-869900-424-00-0000	\$25,300.00	(\$48.50)	\$25,251.50
0100-0000-0-0000-0000-869900-000-00-0000	\$2,048.81	\$31,324.13	\$33,372.94
0100-6500-0-5760-0000-879200-000-00-0000	\$765,063.00	(\$24,748.00)	\$740,315.00
0100-0000-0-0000-7490-891900-122-00-0000	\$303,182.00	(\$303,182.00)	\$0.00
0100-3214-0-0000-0000-891900-000-00-0000	\$0.00	\$15,732.73	\$15,732.73
0100-0000-0-0000-7490-891900-000-00-0000	\$0.00	\$303,181.96	\$303,181.96
0100-0000-0-0000-0000-898000-000-00-0000	(\$879,504.00)	(\$219,289.93)	(\$1,098,793.93)
0100-0000-0-0000-0000-898000-000-31-0101	\$0.00	(\$250,000.00)	(\$250,000.00)
0100-0312-0-1110-1000-898000-031-12-0000	\$6,249.00	(\$6,249.00)	\$0.00
0100-6546-0-5760-0000-898000-000-00-0000	\$25,143.00	(\$25,143.00)	\$0.00
0100-0312-0-0000-0000-898000-000-00-0000	\$0.00	\$49,571.85	\$49,571.85
0100-0333-0-0000-3600-898000-121-00-0000	\$0.00	\$280,784.80	\$280,784.80
0100-0311-0-0000-0000-898000-000-31-0101	\$0.00	\$350,000.00	\$350,000.00
0100-8150-0-0000-0000-898000-000-00-0000	\$848,112.00	\$107,403.28	\$955,515.28
0100-0000-0-0000-0000-898010-000-00-0000	(\$295,990.00)	\$8,912.00	(\$287,078.00)
0100-0333-0-0000-3600-898010-121-00-0000	\$295,990.00	(\$295,990.00)	\$0.00
0100-0000-0-0000-0000-898030-000-00-0000	(\$1,248,932.68)	\$148,932.68	(\$1,100,000.00)
0100-0010-0-0000-0000-898030-000-00-0000	(\$56,295.00)	(\$19,403.00)	(\$75,698.00)
0100-6500-0-5760-0000-898030-000-00-0000	\$1,305,227.68	(\$129,529.68)	\$1,175,698.00
0100-0000-0-0000-0000-898070-000-00-0000	(\$1,423,259.00)	(\$566,640.83)	(\$1,989,899.83)
0100-0332-0-0000-0000-898070-000-00-0000	\$1,423,259.00	\$566,640.83	\$1,989,899.83
0100-0010-0-0000-0000-899000-000-00-0000	(\$6,476,337.00)	(\$1,119,331.00)	(\$7,595,668.00)
0100-4127-0-0000-0000-899000-000-00-0000	(\$21,764.53)	(\$13,918.00)	(\$35,682.53)
0100-4035-0-0000-0000-899000-000-00-0000	\$21,764.53	\$13,918.00	\$35,682.53
0100-0000-0-0000-0000-899000-000-00-0000	\$6,476,337.00	\$1,119,331.00	\$7,595,668.00
0100-0000-0-0000-0000-801100-000-00-0000	\$14,057,980.00	\$3,088,214.00	\$17,146,194.00
0100-1400-0-0000-0000-801200-000-00-0000	\$4,676,953.00	(\$3,261,646.00)	\$1,415,307.00
0100-0000-0-0000-0000-801900-000-00-0000	\$0.00	(\$216,655.00)	(\$216,655.00)
0100-1400-0-0000-0000-801900-000-00-0000	\$0.00	\$223,061.00	\$223,061.00
0100-0000-0-0000-0000-802100-000-00-0000	\$7,060.00	\$16,981.55	\$24,041.55
0100-0000-0-0000-0000-802900-000-00-0000	\$0.00	\$86.74	\$86.74
0100-0000-0-0000-0000-804100-000-00-0000	\$911,608.00	(\$20,829.95)	\$890,778.05
0100-0000-0-0000-0000-804200-000-00-0000	\$59,744.00	(\$5,197.63)	\$54,546.37
0100-0000-0-0000-0000-804300-000-00-0000	\$0.00	\$33,410.87	\$33,410.87

Pending Budget Revision
Control Number 20230005
 ResolutionNo. R-09-11-2023

Fund: 0100 General Fund

FD---RE---Y-GO---FN---OB-----SI--L1-L2	Revised	Adjustments	Proposed
Income			
0100-0000-0-0000-0000-804400-000-00-0000	\$18,353.00	\$19,190.87	\$37,543.87
0100-0000-0-0000-0000-804500-000-00-0000	(\$289,401.00)	\$119,776.50	(\$169,624.50)
0100-0000-0-0000-0000-804700-000-00-0000	\$5,375.00	\$6,501.95	\$11,876.95
0100-0010-0-0000-0000-811000-116-00-0000	(\$208,680.00)	(\$52,323.89)	(\$261,003.89)
0100-0050-0-0000-0000-811000-000-00-0000	\$0.00	\$180,000.00	\$180,000.00
0100-0010-0-0000-0000-811000-000-00-0000	\$8,085,277.00	\$788,762.00	\$8,874,039.00
0100-3310-0-5760-0000-818100-000-00-0000	\$71,886.00	(\$47.00)	\$71,839.00
0100-3305-0-5760-0000-818200-000-00-0000	\$0.00	\$14,567.00	\$14,567.00
0100-3327-0-5760-0000-818200-000-00-0000	\$79,689.00	(\$59,281.00)	\$20,408.00
0100-5634-0-0000-0000-829000-000-00-0000	\$1,549.00	(\$1,549.00)	\$0.00
0100-3218-0-0000-0000-829000-000-00-0000	\$110,592.00	(\$110,592.00)	\$0.00
0100-3219-0-0000-0000-829000-000-00-0000	\$190,646.00	(\$190,646.00)	\$0.00
0100-3010-0-1110-1000-829000-127-00-0000	\$0.00	\$1,500.00	\$1,500.00
0100-4511-0-0000-0000-829000-000-00-0000	\$12,149.33	(\$5,823.63)	\$6,325.70
0100-4510-0-1110-1000-829000-323-00-0000	\$20,000.00	(\$13,100.00)	\$6,900.00
0100-4203-0-0000-0000-829000-000-00-0000	\$17,889.00	(\$2,632.56)	\$15,256.44
0100-4035-0-0000-0000-829000-000-00-0000	\$42,672.00	(\$15,844.24)	\$26,827.76
0100-4127-0-0000-0000-829000-000-00-0000	\$21,764.53	\$13,918.00	\$35,682.53
0100-3214-0-0000-0000-829000-000-00-0000	\$352,517.50	(\$213,944.70)	\$138,572.80
0100-3216-0-0000-0000-829000-000-00-0000	\$169,776.00	(\$28,666.88)	\$141,109.12
0100-3213-0-0000-0000-829000-000-00-0000	\$1,410,066.80	(\$1,205,234.02)	\$204,832.78
0100-3010-0-0000-0000-829000-000-00-0000	\$285,059.00	\$37,094.55	\$322,153.55
0100-3212-0-0000-0000-829000-000-00-0000	\$686,988.00	\$163,675.62	\$850,663.62
0100-7032-0-0000-0000-852000-000-00-0000	\$0.00	\$381,578.00	\$381,578.00
0100-0026-0-8100-5900-855000-520-00-0000	\$55,817.00	(\$18,924.12)	\$36,892.88
0100-6300-0-0000-0000-856000-000-00-0000	\$89,572.00	\$76,467.24	\$166,039.24
0100-1100-0-0000-0000-856000-000-00-0000	\$274,200.00	\$56,147.99	\$330,347.99
0100-6053-0-0000-0000-859000-000-00-0000	\$137,724.00	(\$137,724.00)	\$0.00
0100-0000-0-0000-8500-859000-525-00-7591	\$513,195.00	(\$513,195.00)	\$0.00
0100-0000-0-0000-0000-859000-101-00-0000	\$2,000.00	\$2,026.44	\$4,026.44
0100-9010-0-0000-0000-859000-000-00-0000	\$0.00	\$29,404.34	\$29,404.34
0100-0000-0-0000-8500-859000-525-00-7590	\$407,976.00	(\$368,198.00)	\$39,778.00
0100-0000-0-0000-8500-859000-323-00-7590	\$0.00	\$41,410.00	\$41,410.00
0100-0000-0-0000-8500-859000-424-00-7590	\$0.00	\$45,489.00	\$45,489.00
0100-7210-0-0000-0000-859000-000-00-0000	\$53,583.00	(\$4,507.05)	\$49,075.95
0100-0000-0-0000-8500-859000-222-00-7590	\$0.00	\$77,311.00	\$77,311.00
0100-7415-0-0000-0000-859000-000-00-0000	\$70,272.00	\$11,239.00	\$81,511.00
0100-6546-0-5760-0000-859000-000-00-0000	\$94,468.00	(\$4,351.00)	\$90,117.00
0100-0000-0-0000-0000-859000-000-00-0000	\$0.00	\$147,830.00	\$147,830.00
0100-6547-0-0000-0000-859000-000-00-0000	\$130,544.00	\$17,435.00	\$147,979.00
0100-7690-0-0000-0000-859000-000-00-0000	\$1,396,923.00	(\$179,943.00)	\$1,216,980.00
0100-2600-0-0000-0000-859000-000-00-0000	\$1,314,578.00	\$948.00	\$1,315,526.00
0100-7435-0-0000-0000-859000-000-00-0000	\$939,528.00	\$939,528.00	\$1,879,056.00
0100-9062-0-0000-0000-862500-000-00-0000	\$0.00	\$2,762.08	\$2,762.08

Pending Budget Revision
Control Number 20230005
 Resolution No. R-09-11-2023

Fund: 0100 General Fund

FD---RE---Y-GO---FN---OB-----SI--L1-L2	Revised	Adjustments	Proposed
***Income Total	<u>\$37,480,634.57</u>	<u>\$236,141.51</u>	<u>\$37,716,776.08</u>
Expenses			
0100-0000-0-1140-2420-320200-121-00-0000	\$88,471.16	\$640.84	\$89,112.00
0100-0000-0-0000-7200-320200-121-00-0000	\$93,278.43	\$1,938.48	\$95,216.91
0100-7425-0-1172-1000-330100-424-00-0000	\$0.00	(\$63.62)	(\$63.62)
0100-6266-0-1110-1000-330100-121-36-0201	\$256.45	(\$256.45)	\$0.00
0100-7422-0-1110-1000-330100-020-00-0000	\$1,664.24	(\$1,664.24)	\$0.00
0100-4510-0-1172-1000-330100-323-00-0000	\$22.00	(\$22.00)	\$0.00
0100-3010-0-0000-2110-330100-121-00-0000	\$326.00	(\$326.00)	\$0.00
0100-0332-0-1110-3110-330100-034-41-0000	\$0.00	\$1.02	\$1.02
0100-0332-0-1160-1000-330100-440-00-0000	\$0.00	\$2.54	\$2.54
0100-3010-0-1110-1000-330100-525-00-0000	\$1,120.00	(\$1,117.46)	\$2.54
0100-0000-0-1150-1000-330100-323-00-0000	\$0.00	\$7.10	\$7.10
0100-0332-0-1160-1000-330100-240-00-0000	\$0.00	\$7.62	\$7.62
0100-0000-0-1150-1000-330100-525-00-0000	\$0.00	\$13.14	\$13.14
0100-0332-0-1160-1000-330100-340-00-0000	\$0.00	\$14.66	\$14.66
0100-1100-0-1110-1000-330100-323-00-0000	\$0.00	\$15.93	\$15.93
0100-0332-0-1110-1000-330100-121-00-0000	\$0.00	\$20.08	\$20.08
0100-0332-0-1191-1000-330100-240-00-0000	\$0.00	\$22.00	\$22.00
0100-0000-0-1110-1000-330100-000-00-0000	\$29.00	(\$6.16)	\$22.84
0100-2600-0-1110-3140-330100-121-00-0000	\$0.00	\$25.41	\$25.41
0100-3216-0-1110-1000-330100-121-37-0203	\$0.00	\$30.00	\$30.00
0100-4203-0-1110-1000-330100-121-31-0305	\$0.00	\$47.79	\$47.79
0100-0000-0-0000-7200-330100-000-00-0000	\$0.00	\$51.51	\$51.51
0100-3216-0-1110-1000-330100-323-37-0103	\$0.00	\$52.12	\$52.12
0100-6500-0-5770-1120-330100-000-00-0000	\$0.00	\$58.64	\$58.64
0100-7425-0-1172-1000-330100-323-00-0000	\$0.00	\$63.62	\$63.62
0100-0332-0-1160-1000-330100-540-00-0000	\$0.00	\$68.21	\$68.21
0100-6500-0-5760-3120-330100-000-00-0000	\$0.00	\$78.51	\$78.51
0100-6266-0-1110-1000-330100-121-36-0203	\$0.00	\$85.56	\$85.56
0100-6266-0-0000-2140-330100-121-36-0203	\$0.00	\$85.68	\$85.68
0100-6266-0-1110-1000-330100-121-36-0208	\$0.00	\$101.35	\$101.35
0100-3216-0-1110-1000-330100-525-37-0103	\$0.00	\$128.37	\$128.37
0100-6537-0-5760-1110-330100-000-00-0000	\$218.00	(\$63.10)	\$154.90
0100-3305-0-5760-3120-330100-000-00-0000	\$0.00	\$158.31	\$158.31
0100-3216-0-1110-1000-330100-424-37-0103	\$0.00	\$170.53	\$170.53
0100-0000-0-1110-1000-330100-121-00-0000	\$0.00	\$171.64	\$171.64
0100-3216-0-1110-1000-330100-222-37-0103	\$0.00	\$182.71	\$182.71
0100-3327-0-5760-3120-330100-000-00-0000	\$548.00	(\$330.96)	\$217.04
0100-6266-0-1110-1000-330100-121-36-0501	\$0.00	\$221.54	\$221.54
0100-0312-0-1110-1000-330100-121-31-0301	\$0.00	\$247.24	\$247.24
0100-6266-0-1110-1000-330100-121-36-0204	\$42.01	\$205.95	\$247.96
0100-0000-0-1166-1000-330100-121-00-0000	\$0.00	\$249.27	\$249.27
0100-0332-0-1110-3110-330100-034-31-0202	\$0.00	\$268.78	\$268.78

ResolutionNo. R-09-11-2023

Fund: 0100 General Fund

FD---RE---Y-GO---FN---OB-----SI--L1-L2	Revised	Adjustments	Proposed
Expenses			
0100-0312-0-1110-1000-330100-180-00-0000	\$71.79	\$243.07	\$314.86
0100-6266-0-1110-1000-330100-121-36-0207	\$0.00	\$409.44	\$409.44
0100-6500-0-5760-1110-330100-525-00-0000	\$2,398.00	(\$1,846.29)	\$551.71
0100-3010-0-0000-2110-330100-121-31-0307	\$360.00	\$198.12	\$558.12
0100-6546-0-5760-3120-330100-000-00-0000	\$466.00	\$171.46	\$637.46
0100-0000-0-1135-1000-330100-121-00-0000	\$0.00	\$647.79	\$647.79
0100-6266-0-1110-1000-330100-121-36-0206	\$0.00	\$660.76	\$660.76
0100-4035-0-1110-1000-330100-121-00-0000	\$103.55	\$589.15	\$692.70
0100-3310-0-5760-1120-330100-323-00-0000	\$898.70	(\$48.18)	\$850.52
0100-6500-0-5760-1110-330100-323-00-0000	\$0.00	\$925.94	\$925.94
0100-6500-0-5760-1120-330100-323-00-0000	\$764.51	\$277.60	\$1,042.11
0100-0332-0-1160-1000-330100-340-31-0202	\$1,211.96	\$29.29	\$1,241.25
0100-6500-0-5760-1110-330100-222-00-0000	\$1,269.22	\$164.33	\$1,433.55
0100-0000-0-1110-3140-330100-121-00-0000	\$1,759.99	(\$41.37)	\$1,718.62
0100-7422-0-1110-1000-330100-424-00-0000	\$0.00	\$1,771.00	\$1,771.00
0100-3010-0-1110-1000-330100-525-55-0302	\$0.00	\$1,779.02	\$1,779.02
0100-0332-0-1160-1000-330100-440-31-0202	\$1,823.85	(\$40.06)	\$1,783.79
0100-3214-0-1110-1000-330100-121-00-0000	\$5,871.67	(\$4,074.00)	\$1,797.67
0100-0010-0-1110-2700-330100-323-00-0000	\$1,891.25	(\$41.98)	\$1,849.27
0100-0010-0-1110-2700-330100-424-00-0000	\$1,891.25	(\$0.17)	\$1,891.08
0100-6500-0-5760-1120-330100-525-00-0000	\$1,695.11	\$201.11	\$1,896.22
0100-0010-0-1110-2700-330100-525-00-0000	\$2,127.47	(\$54.06)	\$2,073.41
0100-0010-0-1110-2700-330100-222-00-0000	\$2,127.47	(\$32.82)	\$2,094.65
0100-0000-0-1110-2700-330100-424-00-0000	\$2,167.75	\$0.01	\$2,167.76
0100-0000-0-1110-2700-330100-222-00-0000	\$2,232.25	(\$25.18)	\$2,207.07
0100-0000-0-1110-2700-330100-323-00-0000	\$2,232.25	(\$25.18)	\$2,207.07
0100-0000-0-1110-2700-330100-525-00-0000	\$2,232.25	(\$25.18)	\$2,207.07
0100-6500-0-5760-3120-330100-121-00-0000	\$0.00	\$2,265.38	\$2,265.38
0100-0332-0-1110-3110-330100-121-31-0202	\$2,941.81	(\$435.25)	\$2,506.56
0100-0000-0-1110-3120-330100-121-00-0000	\$2,537.49	(\$15.70)	\$2,521.79
0100-6500-0-5760-1120-330100-222-00-0000	\$2,877.00	\$86.32	\$2,963.32
0100-0000-0-0000-7100-330100-121-00-0000	\$3,167.49	\$103.68	\$3,271.17
0100-6500-0-5760-1110-330100-424-00-0000	\$2,811.36	\$558.46	\$3,369.82
0100-0332-0-1160-1000-330100-240-31-0202	\$3,518.96	\$89.89	\$3,608.85
0100-0000-0-0000-2110-330100-121-00-0000	\$6,449.00	(\$2,318.70)	\$4,130.30
0100-0332-0-1160-1000-330100-540-31-0202	\$1,695.11	\$7,281.61	\$8,976.72
0100-0000-0-1110-1000-330100-323-00-0000	\$20,100.14	(\$1,032.90)	\$19,067.24
0100-0000-0-1110-1000-330100-525-00-0000	\$21,608.58	\$2,209.65	\$23,818.23
0100-0000-0-1110-1000-330100-424-00-0000	\$40,833.15	\$935.26	\$41,768.41
0100-0000-0-1110-1000-330100-222-00-0000	\$52,854.24	(\$269.29)	\$52,584.95
0100-0000-0-1110-2420-330200-540-31-0306	\$100.00	(\$100.00)	\$0.00
0100-0332-0-1160-1000-330200-240-31-0306	\$594.00	(\$594.00)	\$0.00
0100-0332-0-1160-1000-330200-440-31-0306	\$619.00	(\$619.00)	\$0.00
0100-0332-0-1110-1000-330200-340-18-0000	\$0.00	\$2.14	\$2.14

Pending Budget Revision
Control Number 20230005
ResolutionNo. R-09-11-2023

Fund: 0100 General Fund

FD---RE---Y-GO---FN---OB-----SI--L1-L2	Revised	Adjustments	Proposed
Expenses			
0100-0000-0-1110-1000-330200-240-00-0000	\$0.00	\$3.31	\$3.31
0100-0000-0-1110-1000-330200-121-00-0000	\$5.00	\$0.76	\$5.76
0100-0000-0-1166-1000-330200-121-00-0000	\$0.00	\$21.80	\$21.80
0100-6266-0-1110-1000-330200-121-36-0501	\$100.00	(\$71.23)	\$28.77
0100-0000-0-1110-1000-330200-340-31-0306	\$30.00	(\$0.96)	\$29.04
0100-0000-0-5760-1110-330200-424-00-0000	\$0.00	\$32.12	\$32.12
0100-0332-0-1110-1000-330200-540-18-0000	\$0.00	\$40.54	\$40.54
0100-0000-0-1166-1000-330200-323-00-0000	\$0.00	\$44.00	\$44.00
0100-0000-0-1160-1000-330200-440-23-0000	\$0.00	\$47.39	\$47.39
0100-0000-0-5760-1110-330200-222-00-0000	\$0.00	\$53.86	\$53.86
0100-0332-0-1160-1000-330200-240-00-0000	\$0.00	\$59.21	\$59.21
0100-0000-0-1110-1000-330200-440-18-0000	\$70.00	(\$3.32)	\$66.68
0100-0000-0-1110-1000-330200-540-31-0306	\$0.00	\$81.50	\$81.50
0100-7426-0-1110-1000-330200-222-37-0103	\$0.00	\$86.47	\$86.47
0100-0332-0-1110-2140-330200-031-00-0000	\$0.00	\$87.84	\$87.84
0100-0000-0-1166-1000-330200-525-00-0000	\$0.00	\$93.29	\$93.29
0100-6266-0-1110-1000-330200-121-00-0000	\$0.00	\$96.91	\$96.91
0100-0000-0-1166-1000-330200-424-00-0000	\$0.00	\$102.61	\$102.61
0100-0000-0-0000-7200-330200-000-00-0000	\$200.00	(\$94.79)	\$105.21
0100-0000-0-5760-1120-330200-525-00-0000	\$0.00	\$113.42	\$113.42
0100-6266-0-1110-1000-330200-121-36-0201	\$0.00	\$125.90	\$125.90
0100-0000-0-1166-1000-330200-222-00-0000	\$0.00	\$126.67	\$126.67
0100-0000-0-5760-1120-330200-424-00-0000	\$0.00	\$151.47	\$151.47
0100-4511-0-1110-1000-330200-323-00-0000	\$0.00	\$213.69	\$213.69
0100-2600-0-1110-3140-330200-121-00-0000	\$0.00	\$224.15	\$224.15
0100-0000-0-8100-5900-330200-520-00-0000	\$0.00	\$250.81	\$250.81
0100-0332-0-1160-1000-330200-240-31-0202	\$0.00	\$273.53	\$273.53
0100-0000-0-5760-1110-330200-525-00-0000	\$0.00	\$298.02	\$298.02
0100-6500-0-5760-1110-330200-525-00-0000	\$3,935.26	(\$3,574.17)	\$361.09
0100-0000-0-1110-1000-330200-340-18-0000	\$400.00	(\$38.90)	\$361.10
0100-9010-0-1110-3140-330200-121-00-0000	\$0.00	\$404.86	\$404.86
0100-8150-0-0000-8110-330200-525-00-0000	\$805.76	(\$251.90)	\$553.86
0100-0332-0-0000-2110-350100-121-31-0307	\$194.60	(\$194.60)	\$0.00
0100-7422-0-1110-1000-350100-020-00-0000	\$601.68	(\$601.68)	\$0.00
0100-4510-0-1172-1000-350100-323-00-0000	\$2.00	(\$2.00)	\$0.00
0100-3010-0-0000-2110-350100-121-00-0000	\$177.00	(\$177.00)	\$0.00
0100-0332-0-1160-1000-350100-440-00-0000	\$0.00	\$0.88	\$0.88
0100-3010-0-1110-1000-350100-525-00-0000	\$100.00	(\$99.12)	\$0.88
0100-0332-0-1160-1000-350100-340-00-0000	\$0.00	\$1.32	\$1.32
0100-1100-0-1110-1000-350100-323-00-0000	\$0.00	\$1.76	\$1.76
0100-0000-0-1150-1000-350100-323-00-0000	\$0.00	\$2.49	\$2.49
0100-0332-0-1160-1000-350100-240-00-0000	\$0.00	\$2.63	\$2.63
0100-3216-0-1110-1000-350100-121-37-0203	\$0.00	\$2.64	\$2.64
0100-0000-0-1150-1000-350100-525-00-0000	\$0.00	\$4.62	\$4.62

Pending Budget Revision
Control Number 20230005
 ResolutionNo. R-09-11-2023

Fund: 0100 General Fund

FD---RE---Y-GO---FN---OB-----SI--L1-L2	Revised	Adjustments	Proposed
Expenses			
0100-0332-0-1160-1000-350100-540-00-0000	\$0.00	\$4.86	\$4.86
0100-6500-0-5770-1120-350100-000-00-0000	\$0.00	\$5.26	\$5.26
0100-4203-0-1110-1000-350100-121-31-0305	\$0.00	\$5.28	\$5.28
0100-0332-0-1110-1000-350100-121-00-0000	\$0.00	\$7.08	\$7.08
0100-0332-0-1191-1000-350100-240-00-0000	\$0.00	\$7.59	\$7.59
0100-0000-0-1110-1000-350100-000-00-0000	\$0.00	\$7.89	\$7.89
0100-6266-0-1110-1000-350100-121-36-0208	\$0.00	\$8.80	\$8.80
0100-2600-0-1110-3140-350100-121-00-0000	\$0.00	\$8.95	\$8.95
0100-6537-0-5760-1110-350100-000-00-0000	\$15.00	(\$2.71)	\$12.29
0100-3216-0-1110-1000-350100-323-37-0103	\$0.00	\$18.11	\$18.11
0100-7425-0-1172-1000-350100-323-00-0000	\$0.00	\$21.94	\$21.94
0100-6266-0-1110-1000-350100-121-36-0501	\$0.00	\$23.02	\$23.02
0100-6266-0-1110-1000-350100-121-36-0204	\$7.03	\$18.44	\$25.47
0100-6500-0-5760-3120-350100-000-00-0000	\$0.00	\$27.05	\$27.05
0100-6266-0-0000-2140-350100-121-36-0203	\$0.00	\$30.00	\$30.00
0100-6266-0-1110-1000-350100-121-36-0203	\$0.00	\$30.00	\$30.00
0100-0000-0-0000-7200-350100-000-00-0000	\$0.00	\$32.42	\$32.42
0100-6266-0-1110-1000-350100-121-36-0207	\$0.00	\$38.74	\$38.74
0100-3216-0-1110-1000-350100-525-37-0103	\$0.00	\$44.91	\$44.91
0100-3305-0-5760-3120-350100-000-00-0000	\$0.00	\$54.57	\$54.57
0100-3216-0-1110-1000-350100-424-37-0103	\$0.00	\$59.68	\$59.68
0100-0000-0-1110-1000-350100-121-00-0000	\$0.00	\$60.00	\$60.00
0100-6266-0-1110-1000-350100-121-36-0206	\$0.00	\$66.77	\$66.77
0100-4035-0-1110-1000-350100-121-00-0000	\$11.43	\$57.73	\$69.16
0100-3216-0-1110-1000-350100-222-37-0103	\$0.00	\$70.76	\$70.76
0100-3327-0-5760-3120-350100-000-00-0000	\$189.00	(\$113.48)	\$75.52
0100-0312-0-1110-1000-350100-121-31-0301	\$0.00	\$86.46	\$86.46
0100-0000-0-1166-1000-350100-121-00-0000	\$0.00	\$87.25	\$87.25
0100-0332-0-1110-3110-350100-034-31-0202	\$0.00	\$92.68	\$92.68
0100-0312-0-1110-1000-350100-180-00-0000	\$24.97	\$85.18	\$110.15
0100-0000-0-1135-1000-350100-121-00-0000	\$0.00	\$153.93	\$153.93
0100-6500-0-5760-1110-350100-525-00-0000	\$500.00	(\$345.24)	\$154.76
0100-3010-0-0000-2110-350100-121-31-0307	\$100.00	\$94.63	\$194.63
0100-6546-0-5760-3120-350100-000-00-0000	\$396.00	(\$175.60)	\$220.40
0100-3310-0-5760-1120-350100-323-00-0000	\$310.17	(\$45.23)	\$264.94
0100-6500-0-5760-1110-350100-323-00-0000	\$0.00	\$319.37	\$319.37
0100-6500-0-5760-1120-350100-323-00-0000	\$419.97	(\$83.94)	\$336.03
0100-0332-0-1160-1000-350100-340-31-0202	\$417.64	\$19.29	\$436.93
0100-6500-0-5760-1110-350100-222-00-0000	\$437.46	\$56.93	\$494.39
0100-0332-0-1160-1000-350100-540-31-0202	\$584.14	\$2.60	\$586.74
0100-0000-0-1110-3140-350100-121-00-0000	\$607.17	(\$0.29)	\$606.88
0100-3010-0-1110-1000-350100-525-55-0302	\$0.00	\$614.35	\$614.35
0100-6500-0-5760-1120-350100-525-00-0000	\$1,910.14	(\$1,291.00)	\$619.14
0100-7422-0-1110-1000-350100-424-00-0000	\$0.00	\$629.09	\$629.09

Pending Budget Revision
Control Number 20230005
 ResolutionNo. R-09-11-2023

Fund: 0100 General Fund

FD---RE---Y-GO---FN---OB-----SI--L1-L2	Revised	Adjustments	Proposed
Expenses			
0100-0332-0-1160-1000-350100-440-31-0202	\$628.19	\$0.90	\$629.09
0100-3214-0-1110-1000-350100-121-00-0000	\$960.00	(\$329.04)	\$630.96
0100-0010-0-1110-2700-350100-323-00-0000	\$652.16	(\$0.08)	\$652.08
0100-0010-0-1110-2700-350100-424-00-0000	\$652.16	(\$0.08)	\$652.08
0100-0010-0-1110-2700-350100-222-00-0000	\$733.37	\$0.56	\$733.93
0100-0010-0-1110-2700-350100-525-00-0000	\$733.37	\$0.56	\$733.93
0100-0000-0-1110-2700-350100-424-00-0000	\$1,336.40	(\$588.90)	\$747.50
0100-0000-0-1110-2700-350100-323-00-0000	\$1,359.74	(\$589.81)	\$769.93
0100-8150-0-0000-8110-330200-222-00-0000	\$598.41	(\$12.24)	\$586.17
0100-6500-0-5760-1120-320200-323-00-0000	\$3,634.75	\$670.33	\$4,305.08
0100-0332-0-1160-1000-360100-440-00-0000	\$0.00	\$2.18	\$2.18
0100-3216-0-0000-7410-580009-121-37-0201	\$0.00	\$42,000.00	\$42,000.00
0100-8150-0-0000-8110-330200-323-00-0000	\$565.94	\$22.03	\$587.97
0100-0000-0-1110-1000-330200-540-18-0000	\$650.00	(\$28.65)	\$621.35
0100-0332-0-1110-1000-330200-340-00-0000	\$0.00	\$710.60	\$710.60
0100-3216-0-1110-1000-330200-222-00-0000	\$0.00	\$763.05	\$763.05
0100-3010-0-1110-1000-330200-525-00-0000	\$1,553.00	(\$747.28)	\$805.72
0100-0332-0-1110-1000-330200-240-00-0000	\$0.00	\$832.89	\$832.89
0100-0332-0-1110-1000-330200-440-00-0000	\$0.00	\$1,149.49	\$1,149.49
0100-0000-0-0000-3700-330200-000-00-0000	\$1,200.00	(\$4.29)	\$1,195.71
0100-7422-0-1110-1000-330200-424-00-0000	\$0.00	\$1,199.06	\$1,199.06
0100-6500-0-5760-1120-330200-323-00-0000	\$1,095.73	\$202.42	\$1,298.15
0100-0332-0-1110-1000-330200-540-31-0202	\$0.00	\$1,571.92	\$1,571.92
0100-6500-0-5760-1110-330200-323-00-0000	\$1,279.48	\$340.69	\$1,620.17
0100-3216-0-1110-1000-330200-424-00-0000	\$0.00	\$1,669.92	\$1,669.92
0100-6500-0-5760-1110-330200-424-00-0000	\$1,418.59	\$292.46	\$1,711.05
0100-6500-0-5760-1120-330200-424-00-0000	\$176.15	\$1,837.55	\$2,013.70
0100-0026-0-8100-5900-330200-520-00-0000	\$3,262.98	(\$397.71)	\$2,865.27
0100-0000-0-1110-2420-330200-424-00-0000	\$2,937.11	\$170.19	\$3,107.30
0100-6500-0-5760-1120-330200-525-00-0000	\$1,709.54	\$1,414.06	\$3,123.60
0100-0000-0-1110-1000-330200-323-00-0000	\$5,067.48	(\$1,867.29)	\$3,200.19
0100-0000-0-1110-2420-330200-222-00-0000	\$3,437.31	(\$144.60)	\$3,292.71
0100-0000-0-1110-2420-330200-525-00-0000	\$3,454.31	\$21.41	\$3,475.72
0100-0000-0-1110-2420-330200-323-00-0000	\$3,363.00	\$118.57	\$3,481.57
0100-3010-0-1110-1000-330200-525-55-0303	\$1,000.00	\$2,487.80	\$3,487.80
0100-0000-0-0000-7100-330200-121-00-0000	\$3,954.00	(\$52.41)	\$3,901.59
0100-0000-0-0000-7490-330200-121-00-0000	\$3,955.00	(\$53.41)	\$3,901.59
0100-0000-0-1140-1000-330200-109-00-0000	\$4,002.19	\$64.74	\$4,066.93
0100-0000-0-1110-1000-330200-222-00-0000	\$9,772.46	(\$5,394.38)	\$4,378.08
0100-0000-0-0000-8200-330200-121-00-0000	\$4,742.28	(\$128.74)	\$4,613.54
0100-0000-0-1110-2700-330200-323-00-0000	\$6,342.00	\$58.81	\$6,400.81
0100-6500-0-5760-1110-330200-222-00-0000	\$4,735.47	\$2,070.58	\$6,806.05
0100-0000-0-1140-1000-330200-119-00-0000	\$7,165.51	(\$162.75)	\$7,002.76
0100-0000-0-1110-2700-330200-525-00-0000	\$7,403.60	(\$11.47)	\$7,392.13

Pending Budget Revision
Control Number 20230005

ResolutionNo. R-09-11-2023

Fund: 0100 General Fund

FD---RE---Y-GO---FN---OB-----SI--L1-L2	Revised	Adjustments	Proposed
Expenses			
0100-0000-0-1110-1000-330200-525-00-0000	\$5,011.74	\$2,759.98	\$7,771.72
0100-0000-0-0000-2110-330200-121-00-0000	\$8,006.58	\$137.26	\$8,143.84
0100-0000-0-1110-8200-330200-120-00-0000	\$9,399.18	(\$873.10)	\$8,526.08
0100-0000-0-1110-8200-330200-323-00-0000	\$10,216.32	(\$843.16)	\$9,373.16
0100-0000-0-1110-2700-330200-424-00-0000	\$9,854.36	\$165.26	\$10,019.62
0100-0000-0-1110-8200-330200-525-00-0000	\$10,249.84	(\$224.17)	\$10,025.67
0100-0332-0-1110-1000-330200-340-31-0306	\$10,252.44	\$20.77	\$10,273.21
0100-0000-0-1110-2700-330200-222-00-0000	\$10,456.07	\$31.58	\$10,487.65
0100-0332-0-1110-1000-330200-540-31-0306	\$12,906.74	(\$1,322.47)	\$11,584.27
0100-0000-0-1110-1000-330200-424-00-0000	\$9,127.23	\$3,291.82	\$12,419.05
0100-0332-0-1110-1000-330200-440-31-0306	\$15,126.00	(\$2,151.45)	\$12,974.55
0100-0000-0-1110-8200-330200-424-00-0000	\$12,452.12	\$649.92	\$13,102.04
0100-8150-0-0000-8110-330200-120-00-0000	\$14,414.07	\$441.24	\$14,855.31
0100-0332-0-1110-1000-330200-240-31-0306	\$11,550.00	\$4,232.91	\$15,782.91
0100-0000-0-1110-3140-330200-121-00-0000	\$16,888.30	(\$871.54)	\$16,016.76
0100-0000-0-1110-8200-330200-222-00-0000	\$16,838.88	(\$113.50)	\$16,725.38
0100-0000-0-0000-7200-330200-121-00-0000	\$28,127.18	(\$2,171.86)	\$25,955.32
0100-0000-0-1140-2420-330200-121-00-0000	\$26,677.00	(\$284.37)	\$26,392.63
0100-7422-0-1110-1000-340100-020-00-0000	\$16,647.00	(\$16,647.00)	\$0.00
0100-0000-0-1110-1000-340100-121-00-0000	\$12,360.00	(\$12,360.00)	\$0.00
0100-3010-0-0000-2110-340100-121-00-0000	\$4,580.16	(\$4,580.16)	\$0.00
0100-3010-0-1110-1000-340100-525-00-0000	\$10,633.00	(\$10,633.00)	\$0.00
0100-6500-0-5760-3120-340100-000-00-0000	\$0.00	\$559.85	\$559.85
0100-3305-0-5760-3120-340100-000-00-0000	\$0.00	\$1,214.90	\$1,214.90
0100-3327-0-5760-3120-340100-000-00-0000	\$33,421.00	(\$31,472.57)	\$1,948.43
0100-6500-0-5760-1110-340100-525-00-0000	\$16,544.00	(\$13,771.54)	\$2,772.46
0100-0332-0-1110-3110-340100-034-31-0202	\$33,421.00	(\$30,642.54)	\$2,778.46
0100-3010-0-0000-2110-340100-121-31-0307	\$5,000.00	(\$886.96)	\$4,113.04
0100-6546-0-5760-3120-340100-000-00-0000	\$14,376.00	(\$9,283.01)	\$5,092.99
0100-3310-0-5760-1120-340100-323-00-0000	\$10,950.01	(\$3,714.44)	\$7,235.57
0100-3010-0-1110-1000-360100-525-00-0000	\$1,511.00	(\$1,508.82)	\$2.18
0100-0332-0-1160-1000-360100-340-00-0000	\$0.00	\$3.27	\$3.27
0100-1100-0-1110-1000-360100-323-00-0000	\$0.00	\$4.36	\$4.36
0100-0000-0-1150-1000-360100-323-00-0000	\$0.00	\$6.16	\$6.16
0100-3216-0-1110-1000-360100-121-37-0203	\$0.00	\$6.54	\$6.54
0100-0332-0-1160-1000-360100-240-00-0000	\$0.00	\$6.55	\$6.55
0100-0000-0-1150-1000-360100-525-00-0000	\$0.00	\$11.52	\$11.52
0100-0332-0-1160-1000-360100-540-00-0000	\$0.00	\$12.00	\$12.00
0100-4203-0-1110-1000-360100-121-31-0305	\$0.00	\$13.08	\$13.08
0100-6500-0-5770-1120-360100-000-00-0000	\$0.00	\$13.10	\$13.10
0100-0332-0-1110-1000-360100-121-00-0000	\$0.00	\$17.70	\$17.70
0100-0332-0-1191-1000-360100-240-00-0000	\$0.00	\$18.95	\$18.95
0100-0000-0-1110-1000-360100-000-00-0000	\$0.00	\$19.65	\$19.65
0100-6266-0-1110-1000-360100-121-36-0208	\$0.00	\$21.80	\$21.80

Pending Budget Revision
Control Number 20230005
Resolution No. R-09-11-2023

Fund: 0100 General Fund

FD---RE---Y-GO---FN---OB-----SI--L1-L2	Revised	Adjustments	Proposed
Expenses			
0100-2600-0-1110-3140-360100-121-00-0000	\$0.00	\$22.32	\$22.32
0100-3213-0-5760-1120-360100-323-35-0301	\$0.00	\$24.96	\$24.96
0100-6537-0-5760-1110-360100-000-00-0000	\$67.00	(\$36.45)	\$30.55
0100-0000-0-0000-7200-360100-000-00-0000	\$0.00	\$42.49	\$42.49
0100-3216-0-1110-1000-360100-323-37-0103	\$0.00	\$45.21	\$45.21
0100-7425-0-1172-1000-360100-323-00-0000	\$0.00	\$54.76	\$54.76
0100-6266-0-1110-1000-360100-121-36-0501	\$0.00	\$57.39	\$57.39
0100-6266-0-1110-1000-360100-121-36-0204	\$17.45	\$45.99	\$63.44
0100-6500-0-5760-3120-360100-000-00-0000	\$0.00	\$67.59	\$67.59
0100-6266-0-0000-2140-360100-121-36-0203	\$0.00	\$74.88	\$74.88
0100-6266-0-1110-1000-360100-121-36-0203	\$0.00	\$74.88	\$74.88
0100-6266-0-1110-1000-360100-121-36-0207	\$0.00	\$96.24	\$96.24
0100-3216-0-1110-1000-360100-525-37-0103	\$0.00	\$111.91	\$111.91
0100-3305-0-5760-3120-360100-000-00-0000	\$0.00	\$136.26	\$136.26
0100-3216-0-1110-1000-360100-424-37-0103	\$0.00	\$148.81	\$148.81
0100-0000-0-1110-1000-360100-121-00-0000	\$0.00	\$149.76	\$149.76
0100-6266-0-1110-1000-360100-121-36-0206	\$0.00	\$166.08	\$166.08
0100-4035-0-1110-1000-360100-121-00-0000	\$28.35	\$143.47	\$171.82
0100-3216-0-1110-1000-360100-222-37-0103	\$0.00	\$176.46	\$176.46
0100-3327-0-5760-3120-360100-000-00-0000	\$472.00	(\$283.62)	\$188.38
0100-0312-0-1110-1000-360100-121-31-0301	\$0.00	\$215.81	\$215.81
0100-0000-0-1166-1000-360100-121-00-0000	\$26,724.00	(\$26,506.17)	\$217.83
0100-0332-0-1110-3110-360100-034-31-0202	\$0.00	\$231.32	\$231.32
0100-0312-0-1110-1000-360100-180-00-0000	\$62.27	\$212.52	\$274.79
0100-0000-0-1135-1000-360100-121-00-0000	\$0.00	\$384.34	\$384.34
0100-6500-0-5760-1110-360100-525-00-0000	\$552.00	(\$165.87)	\$386.13
0100-3010-0-0000-2110-360100-121-31-0307	\$242.00	\$243.88	\$485.88
0100-6546-0-5760-3120-360100-000-00-0000	\$392.00	\$158.25	\$550.25
0100-3310-0-5760-1120-360100-323-00-0000	\$772.74	(\$111.60)	\$661.14
0100-6500-0-5760-1110-360100-323-00-0000	\$0.00	\$797.11	\$797.11
0100-6500-0-5760-1120-360100-323-00-0000	\$610.48	\$228.33	\$838.81
0100-0332-0-1160-1000-360100-340-31-0202	\$1,040.72	\$49.81	\$1,090.53
0100-6500-0-5760-1110-360100-222-00-0000	\$1,090.15	\$143.74	\$1,233.89
0100-0332-0-1160-1000-360100-540-31-0202	\$1,353.66	\$110.74	\$1,464.40
0100-0000-0-1110-3140-360100-121-00-0000	\$27,860.00	(\$26,345.19)	\$1,514.81
0100-3010-0-1110-1000-360100-525-55-0302	\$0.00	\$1,533.35	\$1,533.35
0100-6500-0-5760-1120-360100-525-00-0000	\$2,614.70	(\$1,069.43)	\$1,545.27
0100-7422-0-1110-1000-360100-424-00-0000	\$0.00	\$1,570.24	\$1,570.24
0100-0332-0-1160-1000-360100-440-31-0202	\$1,566.54	\$3.70	\$1,570.24
0100-3214-0-1110-1000-360100-121-00-0000	\$2,394.00	(\$819.03)	\$1,574.97
0100-0010-0-1110-2700-360100-323-00-0000	\$1,623.66	\$3.89	\$1,627.55
0100-0010-0-1110-2700-360100-424-00-0000	\$1,623.66	\$3.89	\$1,627.55
0100-0010-0-1110-2700-360100-222-00-0000	\$1,827.34	\$4.56	\$1,831.90
0100-0010-0-1110-2700-360100-525-00-0000	\$1,827.34	\$4.56	\$1,831.90

Resolution No. R-09-11-2023

Fund: 0100 General Fund

FD---RE---Y-GO---FN---OB-----SI--L1-L2	Revised	Adjustments	Proposed
Expenses			
0100-0000-0-1110-2700-360100-424-00-0000	\$3,334.12	(\$1,468.35)	\$1,865.77
0100-0000-0-1110-2700-360100-323-00-0000	\$3,390.17	(\$1,468.38)	\$1,921.79
0100-0000-0-1110-2700-360100-222-00-0000	\$3,559.17	(\$1,637.38)	\$1,921.79
0100-0000-0-1110-2700-360100-525-00-0000	\$3,559.17	(\$1,637.38)	\$1,921.79
0100-6500-0-5760-3120-360100-121-00-0000	\$0.00	\$1,967.64	\$1,967.64
0100-6500-0-5760-1110-320200-323-00-0000	\$4,242.90	\$853.25	\$5,096.15
0100-0332-0-1110-1000-320200-540-31-0202	\$0.00	\$5,212.91	\$5,212.91
0100-6500-0-5760-1120-320200-424-00-0000	\$6,486.17	(\$0.12)	\$6,486.05
0100-0000-0-1110-2420-320200-424-00-0000	\$9,738.82	\$0.80	\$9,739.62
0100-3010-0-1110-1000-320200-525-55-0303	\$4,000.00	\$5,907.63	\$9,907.63
0100-0026-0-8100-5900-320200-520-00-0000	\$5,515.05	\$4,600.03	\$10,115.08
0100-6500-0-5760-1120-320200-525-00-0000	\$5,669.20	\$4,689.88	\$10,359.08
0100-0000-0-1110-1000-320200-323-00-0000	\$16,805.45	(\$6,398.09)	\$10,407.36
0100-0000-0-1110-2420-320200-323-00-0000	\$11,154.00	(\$208.10)	\$10,945.90
0100-0000-0-1110-2420-320200-222-00-0000	\$11,399.78	\$0.39	\$11,400.17
0100-0000-0-1110-2420-320200-525-00-0000	\$11,455.78	\$0.16	\$11,455.94
0100-0000-0-1110-1000-320200-222-00-0000	\$30,383.51	(\$17,443.40)	\$12,940.11
0100-0000-0-1140-1000-320200-109-00-0000	\$13,274.77	\$212.54	\$13,487.31
0100-0000-0-0000-8200-320200-121-00-0000	\$15,728.26	(\$0.71)	\$15,727.55
0100-0000-0-1110-2700-320200-323-00-0000	\$21,330.94	\$132.44	\$21,463.38
0100-0000-0-1140-1000-320200-119-00-0000	\$23,762.69	(\$1,701.51)	\$22,061.18
0100-6500-0-5760-1110-320200-222-00-0000	\$15,707.20	\$6,669.67	\$22,376.87
0100-0000-0-1110-1000-320200-525-00-0000	\$19,981.00	\$3,667.46	\$23,648.46
0100-0000-0-1110-2700-320200-525-00-0000	\$24,550.93	(\$224.64)	\$24,326.29
0100-0332-0-1110-1000-320200-240-31-0306	\$13,734.00	\$10,649.97	\$24,383.97
0100-0000-0-0000-2110-320200-121-00-0000	\$26,550.00	\$141.83	\$26,691.83
0100-0000-0-1110-8200-320200-120-00-0000	\$31,169.84	(\$2,383.66)	\$28,786.18
0100-0000-0-1110-8200-320200-323-00-0000	\$33,882.77	(\$4,400.77)	\$29,482.00
0100-0000-0-1110-2700-320200-424-00-0000	\$32,681.77	(\$134.73)	\$32,547.04
0100-0332-0-1110-1000-320200-340-31-0306	\$34,001.52	(\$145.12)	\$33,856.40
0100-0000-0-1110-8200-320200-525-00-0000	\$33,992.84	(\$2.89)	\$33,989.95
0100-0000-0-1110-2700-320200-222-00-0000	\$34,676.55	(\$100.71)	\$34,575.84
0100-0000-0-1110-1000-320200-424-00-0000	\$29,339.00	\$8,061.03	\$37,400.03
0100-0332-0-1110-1000-320200-540-31-0306	\$43,158.83	(\$4,191.14)	\$38,967.69
0100-0000-0-1110-8200-320200-424-00-0000	\$41,297.39	\$3,250.57	\$44,547.96
0100-8150-0-0000-8110-320200-120-00-0000	\$47,794.15	\$3,161.45	\$50,955.60
0100-0000-0-1110-3140-320200-121-00-0000	\$56,006.34	(\$3,811.19)	\$52,195.15
0100-0000-0-1110-8200-320200-222-00-0000	\$55,843.95	(\$977.73)	\$54,866.22
0100-0000-0-0000-8200-550070-121-00-0000	\$600.00	\$460.00	\$1,060.00
0100-0000-0-1110-8200-550070-424-00-0000	\$1,400.00	\$375.00	\$1,775.00
0100-0000-0-1110-8200-550070-222-00-0000	\$1,100.00	\$731.00	\$1,831.00
0100-0000-0-1110-8200-550070-323-00-0000	\$6,300.00	(\$4,438.00)	\$1,862.00
0100-0000-0-1110-8200-550070-525-00-0000	\$8,700.00	\$461.00	\$9,161.00
0100-0000-0-0000-2110-560000-121-00-0000	\$500.00	(\$500.00)	\$0.00

Pending Budget Revision
Control Number 20230005
Resolution No. R-09-11-2023

Fund: 0100 General Fund

FD---RE---Y-GO---FN---OB-----SI--L1-L2	Revised	Adjustments	Proposed
Expenses			
0100-0000-0-0000-2420-560000-121-00-0000	\$500.00	(\$500.00)	\$0.00
0100-0026-0-8100-5900-560000-520-00-0000	\$500.00	(\$500.00)	\$0.00
0100-8150-0-0000-8100-560000-222-00-0000	\$5,000.00	(\$5,000.00)	\$0.00
0100-8150-0-0000-8100-560000-424-00-0000	\$5,000.00	(\$5,000.00)	\$0.00
0100-8150-0-0000-8100-560000-525-00-0000	\$5,000.00	(\$5,000.00)	\$0.00
0100-0050-0-0000-7700-560000-121-00-0000	\$19,500.00	(\$19,500.00)	\$0.00
0100-8150-0-0000-8100-560000-323-00-0000	\$5,000.00	(\$4,925.00)	\$75.00
0100-8150-0-0000-8100-560000-424-31-0101	\$0.00	\$135.00	\$135.00
0100-0000-0-1110-1000-560000-121-00-0000	\$200.00	\$20.00	\$220.00
0100-8150-0-0000-8100-560000-121-00-0000	\$5,000.00	(\$4,336.00)	\$664.00
0100-0000-0-1110-8200-560000-120-00-0000	\$1,900.00	(\$123.22)	\$1,776.78
0100-8150-0-0000-8100-560000-120-00-0000	\$5,000.00	(\$2,838.24)	\$2,161.76
0100-0000-0-1110-8200-560000-323-00-0000	\$5,300.00	(\$1,613.81)	\$3,686.19
0100-0000-0-1110-8200-560000-222-00-0000	\$6,400.00	(\$1,938.12)	\$4,461.88
0100-0000-0-1110-8200-560000-525-00-0000	\$7,300.00	(\$2,306.04)	\$4,993.96
0100-0000-0-1110-8200-560000-424-00-0000	\$6,200.00	\$568.72	\$6,768.72
0100-0000-0-0000-7200-560000-121-00-0000	\$88,400.00	(\$17,100.79)	\$71,299.21
0100-8150-0-0000-8100-560009-323-00-0000	\$5,000.00	(\$3,658.13)	\$1,341.87
0100-3212-0-0000-8100-560009-424-00-0000	\$0.00	\$1,660.00	\$1,660.00
0100-8150-0-0000-8100-560009-121-00-0000	\$10,000.00	(\$8,159.81)	\$1,840.19
0100-3212-0-0000-8100-560009-323-31-0101	\$0.00	\$1,982.11	\$1,982.11
0100-3212-0-0000-8100-560009-323-00-0000	\$0.00	\$2,040.00	\$2,040.00
0100-3212-0-0000-8100-560009-121-31-0101	\$0.00	\$2,217.13	\$2,217.13
0100-8150-0-0000-8100-560009-525-00-0000	\$5,000.00	(\$1,349.67)	\$3,650.33
0100-3212-0-0000-8100-560009-424-31-0101	\$0.00	\$3,800.00	\$3,800.00
0100-3212-0-0000-8100-560009-525-31-0101	\$0.00	\$4,211.56	\$4,211.56
0100-3212-0-0000-3700-560009-000-00-0000	\$0.00	\$4,800.00	\$4,800.00
0100-3212-0-0000-8100-560009-525-00-0000	\$0.00	\$5,860.00	\$5,860.00
0100-8150-0-0000-8100-560009-120-00-0000	\$10,000.00	(\$3,878.32)	\$6,121.68
0100-3212-0-0000-8100-560009-222-31-0101	\$0.00	\$7,232.84	\$7,232.84
0100-8150-0-0000-8100-560009-222-00-0000	\$5,000.00	\$4,310.27	\$9,310.27
0100-8150-0-0000-8100-560009-424-00-0000	\$5,000.00	\$8,978.80	\$13,978.80
0100-3010-0-1110-1000-580000-525-55-0307	\$2,000.00	(\$2,000.00)	\$0.00
0100-3010-0-1110-1000-580000-525-55-0203	\$3,000.00	(\$3,000.00)	\$0.00
0100-6537-0-5760-1110-580000-000-00-0000	\$7,000.00	(\$7,000.00)	\$0.00
0100-3212-0-1110-1000-580000-323-00-0000	\$49,000.00	(\$49,000.00)	\$0.00
0100-0097-0-0000-7600-580000-107-00-0000	\$100.00	(\$100.00)	\$0.00
0100-1100-0-1110-2700-580000-525-00-0000	\$500.00	(\$500.00)	\$0.00
0100-1100-0-1110-2700-580000-424-00-0000	\$500.00	(\$500.00)	\$0.00
0100-8150-0-0000-8100-580000-121-00-0000	\$5,000.00	(\$5,000.00)	\$0.00
0100-6500-0-5760-1110-580000-121-00-9100	\$15,000.00	(\$15,000.00)	\$0.00
0100-6500-0-5760-3120-580000-121-00-6500	\$16,000.00	(\$16,000.00)	\$0.00
0100-4035-0-1110-1000-580000-121-31-0301	\$52,109.35	(\$52,109.35)	\$0.00
0100-0000-0-1110-8200-580000-120-00-0000	\$0.00	\$150.00	\$150.00

Resolution No. R-09-11-2023

Fund: 0100 General Fund

FD---RE---Y-GO---FN---OB-----SI--L1-L2	Revised	Adjustments	Proposed
Expenses			
0100-0000-0-0000-2110-580000-121-00-0000	\$500.00	(\$331.08)	\$168.92
0100-1100-0-1110-2700-580000-323-00-0000	\$500.00	(\$300.00)	\$200.00
0100-1100-0-1135-1000-580000-222-00-0000	\$0.00	\$203.78	\$203.78
0100-6500-0-5760-1110-580000-000-00-0000	\$0.00	\$264.00	\$264.00
0100-0026-0-8100-5900-580000-520-00-0000	\$600.00	(\$300.00)	\$300.00
0100-1100-0-1156-1000-580000-222-00-0000	\$0.00	\$420.00	\$420.00
0100-9010-0-1110-3140-580000-121-00-0000	\$0.00	\$550.00	\$550.00
0100-0038-0-1110-1000-580000-525-00-0000	\$0.00	\$987.24	\$987.24
0100-0000-0-0000-7190-580070-121-00-0000	\$20,750.00	\$7,262.50	\$28,012.50
0100-0000-0-1110-3130-580090-121-31-0203	\$68,369.00	(\$5,430.19)	\$62,938.81
0100-0000-0-0000-2110-590010-121-00-0000	\$10.00	(\$10.00)	\$0.00
0100-0000-0-1110-3140-590010-121-00-0000	\$25.00	(\$25.00)	\$0.00
0100-8150-0-0000-8100-590010-222-00-0000	\$1,000.00	(\$999.34)	\$0.66
0100-8150-0-0000-8100-590010-525-00-0000	\$1,000.00	(\$999.34)	\$0.66
0100-8150-0-0000-8100-590010-424-00-0000	\$1,000.00	(\$899.61)	\$100.39
0100-8150-0-0000-8100-590010-120-00-0000	\$1,500.00	(\$492.40)	\$1,007.60
0100-0000-0-0000-7200-590010-121-00-0000	\$4,900.00	(\$838.57)	\$4,061.43
0100-0000-0-1110-8200-590010-525-00-0000	\$7,300.00	(\$211.29)	\$7,088.71
0100-0000-0-0000-8200-590010-121-00-0000	\$7,400.00	\$995.95	\$8,395.95
0100-0000-0-1110-8200-590010-323-00-0000	\$8,900.00	\$136.29	\$9,036.29
0100-0000-0-1110-8200-590010-424-00-0000	\$8,900.00	\$717.45	\$9,617.45
0100-0000-0-1110-8200-590010-222-00-0000	\$9,700.00	\$1,726.62	\$11,426.62
0100-3212-0-0000-7700-590010-121-00-0000	\$19,000.00	(\$36.64)	\$18,963.36
0100-0000-0-0000-7200-590030-121-00-0000	\$15,000.00	(\$15,063.32)	(\$63.32)
0100-1100-0-0000-2110-590030-121-00-0000	\$100.00	(\$100.00)	\$0.00
0100-6500-0-5760-1110-590030-000-00-0000	\$300.00	(\$300.00)	\$0.00
0100-8150-0-0000-8100-590030-120-00-0000	\$500.00	(\$500.00)	\$0.00
0100-3210-0-0000-8500-620000-525-00-7590	\$1,519.10	(\$1,519.10)	\$0.00
0100-0000-0-0000-8500-620000-121-00-7590	\$407,976.00	(\$407,976.00)	\$0.00
0100-0000-0-0000-8500-620000-121-00-7591	\$513,195.00	(\$513,195.00)	\$0.00
0100-8150-0-0000-8500-620000-222-00-0000	\$5,000.00	(\$5,000.00)	\$0.00
0100-8150-0-0000-8500-620000-323-00-0000	\$5,000.00	(\$5,000.00)	\$0.00
0100-8150-0-0000-8500-620000-424-00-0000	\$5,000.00	(\$5,000.00)	\$0.00
0100-8150-0-0000-8500-620000-525-00-0000	\$5,000.00	(\$5,000.00)	\$0.00
0100-8150-0-0000-8500-620000-120-00-0000	\$50,000.00	(\$50,000.00)	\$0.00
0100-3212-0-0000-8500-620000-525-00-0000	\$0.00	\$444.40	\$444.40
0100-3212-0-0000-8500-620000-525-00-7588	\$0.00	\$450.00	\$450.00
0100-3210-0-0000-8500-620000-525-00-7589	\$0.00	\$1,519.10	\$1,519.10
0100-0000-0-0000-8500-620000-424-00-7591	\$0.00	\$48,539.15	\$48,539.15
0100-0000-0-0000-8500-620000-323-00-7591	\$0.00	\$50,765.00	\$50,765.00
0100-0000-0-0000-8500-620000-525-00-7590	\$0.00	\$63,820.00	\$63,820.00
0100-0000-0-0000-8500-620000-323-00-7590	\$0.00	\$66,399.00	\$66,399.00
0100-0000-0-0000-8500-620000-424-00-7590	\$0.00	\$69,222.00	\$69,222.00
0100-0000-0-0000-8500-620000-222-00-7591	\$0.00	\$78,646.70	\$78,646.70

Pending Budget Revision
Control Number 20230005
 ResolutionNo. R-09-11-2023

Fund: 0100 General Fund

FD---RE---Y-GO---FN---OB-----SI--L1-L2	Revised	Adjustments	Proposed
Expenses			
0100-0000-0-0000-8500-620000-525-00-7591	\$0.00	\$78,646.70	\$78,646.70
0100-3212-0-0000-8500-620000-525-00-7589	\$100,000.00	(\$0.82)	\$99,999.18
0100-0000-0-0000-8500-620000-222-00-7590	\$0.00	\$122,984.50	\$122,984.50
0100-8150-0-0000-8500-620030-525-00-7586	\$15,500.00	(\$15,500.00)	\$0.00
0100-0000-0-0000-8500-640000-121-00-0000	\$15,500.00	(\$15,500.00)	\$0.00
0100-0000-0-0000-8500-640000-525-00-0000	\$18,000.00	(\$18,000.00)	\$0.00
0100-0000-0-1110-1000-110000-000-00-0000	(\$4,253,749.00)	\$2,615,381.00	(\$1,638,368.00)
0100-0332-0-1110-1000-110000-121-31-0304	\$13,091.00	(\$13,091.00)	\$0.00
0100-0000-0-1110-1000-110000-121-31-0303	\$394,505.00	(\$394,505.00)	\$0.00
0100-7422-0-1110-1000-110000-020-00-0000	\$120,338.00	(\$120,338.00)	\$0.00
0100-0332-0-1160-1000-110000-440-00-0000	\$0.00	\$175.00	\$175.00
0100-6537-0-5760-1110-110000-000-00-0000	\$2,219.00	(\$2,044.00)	\$175.00
0100-3010-0-1110-1000-110000-525-00-0000	\$91,378.00	(\$91,203.00)	\$175.00
0100-0332-0-1160-1000-110000-340-00-0000	\$0.00	\$262.50	\$262.50
0100-0000-0-1150-1000-110000-323-00-0000	\$0.00	\$495.00	\$495.00
0100-0332-0-1160-1000-110000-240-00-0000	\$0.00	\$525.00	\$525.00
0100-0000-0-1150-1000-110000-525-00-0000	\$0.00	\$922.50	\$922.50
0100-0332-0-1160-1000-110000-540-00-0000	\$0.00	\$962.50	\$962.50
0100-0332-0-1110-1000-110000-121-00-0000	\$0.00	\$1,417.50	\$1,417.50
0100-3216-0-1110-1000-110000-323-37-0103	\$10,600.00	(\$6,977.50)	\$3,622.50
0100-6266-0-0000-2140-110000-121-36-0203	\$0.00	\$6,000.00	\$6,000.00
0100-3216-0-1110-1000-110000-525-37-0103	\$22,280.78	(\$13,314.53)	\$8,966.25
0100-3216-0-1110-1000-110000-424-37-0103	\$30,000.00	(\$18,075.00)	\$11,925.00
0100-3216-0-1110-1000-110000-222-37-0103	\$12,500.00	\$1,641.25	\$14,141.25
0100-6500-0-5760-1110-110000-525-00-0000	\$0.00	\$30,941.68	\$30,941.68
0100-3310-0-5760-1120-110000-323-00-0000	\$47,005.25	\$5,973.50	\$52,978.75
0100-6500-0-5760-1110-110000-323-00-0000	\$0.00	\$63,872.18	\$63,872.18
0100-6500-0-5760-1120-110000-323-00-0000	\$52,754.75	\$14,455.53	\$67,210.28
0100-0332-0-1160-1000-110000-340-31-0202	\$111,080.00	(\$23,698.00)	\$87,382.00
0100-6500-0-5760-1110-110000-222-00-0000	\$87,570.00	\$11,297.47	\$98,867.47
0100-0332-0-1160-1000-110000-540-31-0202	\$113,780.00	\$3,562.53	\$117,342.53
0100-3010-0-1110-1000-110000-525-55-0302	\$0.00	\$122,865.46	\$122,865.46
0100-6500-0-5760-1120-110000-525-00-0000	\$116,905.00	\$6,916.41	\$123,821.41
0100-7422-0-1110-1000-110000-424-00-0000	\$0.00	\$125,817.01	\$125,817.01
0100-0332-0-1160-1000-110000-440-31-0202	\$114,590.00	\$11,227.01	\$125,817.01
0100-3214-0-1110-1000-110000-121-00-0000	\$197,000.00	(\$70,801.92)	\$126,198.08
0100-6500-0-5760-1120-110000-222-00-0000	\$198,473.00	\$3,675.00	\$202,148.00
0100-6500-0-5760-1110-110000-424-00-0000	\$195,629.57	\$12,080.65	\$207,710.22
0100-0332-0-1160-1000-110000-240-31-0202	\$228,371.60	\$16,475.23	\$244,846.83
0100-0000-0-1110-1000-110000-323-00-0000	\$1,386,224.00	(\$122,794.18)	\$1,263,429.82
0100-0000-0-1110-1000-110000-525-00-0000	\$1,490,298.00	\$107,281.71	\$1,597,579.71
0100-1400-0-1110-1000-110000-000-00-0000	\$4,676,953.00	(\$3,038,585.00)	\$1,638,368.00
0100-0000-0-1110-1000-110000-424-00-0000	\$2,816,056.00	(\$102,246.06)	\$2,713,809.94
0100-0000-0-1110-1000-110000-222-00-0000	\$3,645,173.00	(\$51,877.57)	\$3,593,295.43

Pending Budget Revision
Control Number 20230005
Resolution No. R-09-11-2023

Fund: 0100 General Fund

FD---RE---Y-GO---FN---OB-----SI--L1-L2	Revised	Adjustments	Proposed
Expenses			
0100-0332-0-1160-1000-110010-240-31-0202	\$1,000.00	(\$1,000.00)	\$0.00
0100-0332-0-1160-1000-110010-340-31-0202	\$1,000.00	(\$1,000.00)	\$0.00
0100-0332-0-1160-1000-110010-440-31-0202	\$1,000.00	(\$1,000.00)	\$0.00
0100-0332-0-1160-1000-110010-540-31-0202	\$1,000.00	(\$1,000.00)	\$0.00
0100-6266-0-1110-1000-110010-121-36-0201	\$5,337.50	(\$5,337.50)	\$0.00
0100-0332-0-1110-1000-110010-121-31-0304	\$7,500.00	(\$7,500.00)	\$0.00
0100-3310-0-5760-1120-110010-323-00-0000	\$105.99	(\$105.99)	\$0.00
0100-0000-0-1160-1000-110010-222-00-0000	\$1,000.00	(\$1,000.00)	\$0.00
0100-6500-0-5760-1110-110010-222-00-0000	\$1,000.00	(\$1,000.00)	\$0.00
0100-6500-0-5760-1110-110010-424-00-0000	\$1,000.00	(\$1,000.00)	\$0.00
0100-6500-0-5760-1110-110010-525-00-0000	\$1,000.00	(\$1,000.00)	\$0.00
0100-6500-0-5760-1120-110010-222-00-0000	\$1,000.00	(\$1,000.00)	\$0.00
0100-6500-0-5760-1120-110010-323-00-0000	\$1,000.00	(\$1,000.00)	\$0.00
0100-6500-0-5760-1120-110010-525-00-0000	\$1,000.00	(\$1,000.00)	\$0.00
0100-6500-0-5760-1120-110010-424-00-0000	\$1,500.00	(\$1,500.00)	\$0.00
0100-1100-0-1110-1000-110010-323-00-0000	\$0.00	\$350.00	\$350.00
0100-3216-0-1110-1000-110010-121-37-0203	\$0.00	\$525.00	\$525.00
0100-4203-0-1110-1000-110010-121-31-0305	\$0.00	\$1,050.00	\$1,050.00
0100-0000-0-1110-1000-110010-323-00-0000	\$17,825.00	(\$16,600.00)	\$1,225.00
0100-0000-0-1110-1000-110010-525-00-0000	\$21,275.00	(\$19,937.50)	\$1,337.50
0100-6266-0-1110-1000-110010-121-36-0208	\$0.00	\$1,750.00	\$1,750.00
0100-6537-0-5760-1110-110010-000-00-0000	\$0.00	\$2,275.00	\$2,275.00
0100-6266-0-1110-1000-110010-121-36-0501	\$2,700.00	\$1,898.95	\$4,598.95
0100-6266-0-1110-1000-110010-121-36-0204	\$1,400.00	\$3,684.45	\$5,084.45
0100-0000-0-1110-1000-110010-424-00-0000	\$29,900.00	(\$24,312.50)	\$5,587.50
0100-8150-0-0000-8100-580000-424-00-0000	\$5,000.00	(\$3,787.35)	\$1,212.65
0100-1100-0-1110-1000-580000-222-00-0000	\$2,000.00	(\$677.70)	\$1,322.30
0100-0312-0-1110-1000-580000-180-00-0000	\$0.00	\$1,500.00	\$1,500.00
0100-0000-0-1110-8200-580000-121-00-0000	\$1,550.00	\$385.84	\$1,935.84
0100-8150-0-0000-8100-580000-323-00-0000	\$5,000.00	(\$3,029.70)	\$1,970.30
0100-0000-0-1110-8200-580000-121-00-0635	\$0.00	\$2,062.50	\$2,062.50
0100-0000-0-1110-8200-580000-525-00-0000	\$2,000.00	\$156.94	\$2,156.94
0100-8150-0-0000-8100-580000-222-00-0000	\$5,000.00	(\$2,624.37)	\$2,375.63
0100-8150-0-0000-8100-580000-120-00-0000	\$5,000.00	(\$2,499.78)	\$2,500.22
0100-0000-0-1110-8200-580000-323-00-0000	\$2,500.00	\$112.71	\$2,612.71
0100-1100-0-1110-1000-580000-525-00-0000	\$700.00	\$1,933.00	\$2,633.00
0100-0050-0-0000-7700-580000-121-00-0000	\$600.00	\$3,202.74	\$3,802.74
0100-8150-0-0000-8100-580000-525-00-0000	\$5,000.00	(\$328.92)	\$4,671.08
0100-0000-0-0000-7490-580000-121-00-0000	\$44,000.00	(\$36,079.54)	\$7,920.46
0100-0000-0-0000-7100-580000-121-00-0000	\$33,700.00	(\$17,540.69)	\$16,159.31
0100-0000-0-0000-2420-580000-121-00-0000	\$20,850.00	\$719.75	\$21,569.75
0100-6500-0-5760-3600-580000-000-00-0000	\$0.00	\$25,000.00	\$25,000.00
0100-3213-0-1191-3110-580000-000-00-0000	\$44,190.82	(\$17,338.82)	\$26,852.00
0100-0038-0-1110-1000-580000-424-00-0000	\$16,200.00	\$33,598.18	\$49,798.18

Pending Budget Revision
Control Number 20230005
Resolution No. R-09-11-2023

Fund: 0100 General Fund

FD---RE---Y-GO---FN---OB-----SI--L1-L2	Revised	Adjustments	Proposed
Expenses			
0100-3212-0-1110-1000-580000-121-00-0000	\$50,000.00	\$298.13	\$50,298.13
0100-0000-0-0000-7200-580000-121-00-0000	\$72,000.00	(\$14,839.60)	\$57,160.40
0100-3010-0-1110-1000-580004-525-55-0301	\$2,000.00	(\$2,000.00)	\$0.00
0100-0000-0-0000-2420-580004-121-00-0000	\$360.00	(\$360.00)	\$0.00
0100-4203-0-1110-1000-580004-121-31-0305	\$10,000.00	(\$10,000.00)	\$0.00
0100-3212-0-1110-1000-580004-121-12-0031	\$12,000.00	(\$12,000.00)	\$0.00
0100-6500-0-5760-1110-580004-121-00-0000	\$30,000.00	(\$30,000.00)	\$0.00
0100-0000-0-0000-7490-580004-121-00-0000	\$32,400.00	(\$30,267.21)	\$2,132.79
0100-0000-0-1110-1000-580004-121-00-0000	\$5,000.00	(\$179.25)	\$4,820.75
0100-4510-0-1110-1000-580004-323-00-0000	\$14,923.00	(\$8,006.25)	\$6,916.75
0100-4203-0-0000-7410-580004-121-31-0305	\$0.00	\$10,000.00	\$10,000.00
0100-0050-0-0000-7700-580004-121-00-0000	\$13,200.00	(\$399.97)	\$12,800.03
0100-6266-0-0000-7410-580004-121-36-0201	\$0.00	\$13,500.00	\$13,500.00
0100-0000-0-0000-7200-580004-121-00-0000	\$21,600.00	(\$1,794.33)	\$19,805.67
0100-2600-0-1110-1000-580004-121-31-0303	\$205,000.00	(\$153,750.00)	\$51,250.00
0100-2600-0-1110-1000-580004-323-38-0101	\$0.00	\$56,250.00	\$56,250.00
0100-2600-0-1110-1000-580004-525-38-0101	\$0.00	\$90,500.00	\$90,500.00
0100-2600-0-1110-1000-580004-424-38-0101	\$0.00	\$97,500.00	\$97,500.00
0100-0000-0-1110-1000-580007-222-00-0000	\$0.00	(\$405.00)	(\$405.00)
0100-1100-0-1110-1000-580007-323-00-0000	\$200.00	(\$452.92)	(\$252.92)
0100-0332-0-1172-3600-580007-121-31-0000	\$15,000.00	(\$15,000.00)	\$0.00
0100-1100-0-1135-1000-580007-424-00-0000	\$500.00	(\$296.33)	\$203.67
0100-1100-0-1135-1000-580007-323-00-0000	\$800.00	(\$512.37)	\$287.63
0100-1100-0-1135-1000-580007-525-00-0000	\$1,000.00	(\$504.91)	\$495.09
0100-3212-0-1135-1000-580007-323-00-0000	\$0.00	\$509.51	\$509.51
0100-1100-0-1135-1000-580007-222-00-0000	\$3,000.00	(\$2,420.53)	\$579.47
0100-1100-0-1110-1000-580007-525-00-0000	\$0.00	\$602.11	\$602.11
0100-1100-0-1110-1000-580007-424-00-0000	\$0.00	\$950.71	\$950.71
0100-3212-0-1156-1000-580007-222-00-0000	\$0.00	\$980.00	\$980.00
0100-0333-0-0000-3600-580007-121-00-0000	\$0.00	\$1,353.83	\$1,353.83
0100-3212-0-1135-1000-580007-525-00-0000	\$0.00	\$1,524.06	\$1,524.06
0100-3212-0-1110-1000-580007-424-00-0000	\$0.00	\$1,570.49	\$1,570.49
0100-3212-0-1110-1000-580007-525-00-0000	\$0.00	\$2,705.41	\$2,705.41
0100-2600-0-1172-1000-580007-121-00-0000	\$0.00	\$3,314.93	\$3,314.93
0100-3212-0-1110-1000-580007-323-00-0000	\$0.00	\$3,762.74	\$3,762.74
0100-3212-0-1135-1000-580007-222-00-0000	\$0.00	\$4,344.68	\$4,344.68
0100-3212-0-1110-1000-580007-121-00-0000	\$6,000.00	(\$444.49)	\$5,555.51
0100-3212-0-1110-1000-580007-222-00-0000	\$0.00	\$12,253.29	\$12,253.29
0100-0026-0-8100-5900-580008-520-00-0000	\$200.00	(\$200.00)	\$0.00
0100-4511-0-1110-1000-580009-323-00-0000	\$1,639.00	(\$1,639.00)	\$0.00
0100-3216-0-0000-7410-580009-121-37-0203	\$0.00	\$2,500.00	\$2,500.00
0100-0332-0-1110-3110-360100-121-31-0202	\$2,324.55	(\$153.14)	\$2,171.41
0100-0000-0-1110-3120-360100-121-00-0000	\$46,548.00	(\$44,364.25)	\$2,183.75
0100-6053-0-1110-1000-360100-000-00-0000	\$0.00	\$2,280.00	\$2,280.00

Pending Budget Revision
Control Number 20230005
 ResolutionNo. R-09-11-2023

Fund: 0100 General Fund

FD---RE---Y-GO---FN---OB-----SI--L1-L2	Revised	Adjustments	Proposed
Expenses			
0100-6500-0-5760-1120-360100-222-00-0000	\$2,572.63	(\$49.83)	\$2,522.80
0100-6500-0-5760-1110-360100-424-00-0000	\$2,415.06	\$177.07	\$2,592.13
0100-0000-0-0000-7100-360100-121-00-0000	\$2,720.41	\$130.30	\$2,850.71
0100-0332-0-1160-1000-360100-240-31-0202	\$3,022.21	\$33.46	\$3,055.67
0100-0000-0-0000-2110-360100-121-00-0000	\$5,537.35	(\$1,956.09)	\$3,581.26
0100-0000-0-1110-1000-360100-323-00-0000	\$17,268.45	(\$1,480.73)	\$15,787.72
0100-0000-0-1110-1000-360100-525-00-0000	\$18,562.10	\$1,392.17	\$19,954.27
0100-0000-0-1110-1000-360100-424-00-0000	\$35,073.83	(\$1,131.35)	\$33,942.48
0100-0000-0-1110-1000-360100-222-00-0000	\$45,402.14	(\$420.05)	\$44,982.09
0100-3213-0-0000-8200-360200-120-35-0301	\$24.96	(\$24.96)	\$0.00
0100-0332-0-1160-1000-360200-240-31-0306	\$97.00	(\$97.00)	\$0.00
0100-0332-0-1160-1000-360200-440-31-0306	\$101.00	(\$101.00)	\$0.00
0100-0332-0-1110-1000-360200-340-18-0000	\$0.00	\$0.34	\$0.34
0100-0000-0-1110-1000-360200-240-00-0000	\$0.00	\$0.54	\$0.54
0100-0000-0-1110-1000-360200-121-00-0000	\$0.00	\$0.94	\$0.94
0100-0000-0-1166-1000-360200-121-00-0000	\$0.00	\$3.56	\$3.56
0100-6266-0-1110-1000-360200-121-36-0501	\$100.00	(\$95.31)	\$4.69
0100-0000-0-1110-1000-360200-340-31-0306	\$0.00	\$4.74	\$4.74
0100-0000-0-5760-1110-360200-424-00-0000	\$0.00	\$5.24	\$5.24
0100-0332-0-1110-1000-360200-540-18-0000	\$0.00	\$6.62	\$6.62
0100-0000-0-1166-1000-360200-323-00-0000	\$0.00	\$7.16	\$7.16
0100-0000-0-1160-1000-360200-440-23-0000	\$0.00	\$7.73	\$7.73
0100-0000-0-5760-1110-360200-222-00-0000	\$0.00	\$8.79	\$8.79
0100-0332-0-1160-1000-360200-240-00-0000	\$0.00	\$9.67	\$9.67
0100-0000-0-1110-1000-360200-440-18-0000	\$0.00	\$10.88	\$10.88
0100-0000-0-1110-1000-360200-540-31-0306	\$0.00	\$13.68	\$13.68
0100-7426-0-1110-1000-360200-222-37-0103	\$0.00	\$14.12	\$14.12
0100-0332-0-1110-2140-360200-031-00-0000	\$0.00	\$14.37	\$14.37
0100-0000-0-1166-1000-360200-525-00-0000	\$0.00	\$15.21	\$15.21
0100-0000-0-1166-1000-360200-424-00-0000	\$0.00	\$16.78	\$16.78
0100-0000-0-0000-7200-360200-000-00-0000	\$0.00	\$17.42	\$17.42
0100-0000-0-5760-1120-360200-525-00-0000	\$0.00	\$18.50	\$18.50
0100-6266-0-1110-1000-360200-121-36-0201	\$0.00	\$20.52	\$20.52
0100-0000-0-1166-1000-360200-222-00-0000	\$0.00	\$20.64	\$20.64
0100-6500-0-5760-1120-360200-323-00-0000	\$82.93	(\$61.18)	\$21.75
0100-0000-0-5760-1120-360200-424-00-0000	\$0.00	\$24.72	\$24.72
0100-3213-0-0000-8200-360200-121-35-0301	\$0.00	\$24.96	\$24.96
0100-4511-0-1110-1000-360200-323-00-0000	\$0.00	\$34.89	\$34.89
0100-2600-0-1110-3140-360200-121-00-0000	\$0.00	\$36.79	\$36.79
0100-6266-0-1110-1000-360200-121-00-0000	\$0.00	\$40.44	\$40.44
0100-0000-0-8100-5900-360200-520-00-0000	\$0.00	\$41.18	\$41.18
0100-0332-0-1160-1000-360200-240-31-0202	\$0.00	\$44.64	\$44.64
0100-0000-0-5760-1110-360200-525-00-0000	\$0.00	\$48.61	\$48.61
0100-0000-0-1110-1000-360200-340-18-0000	\$0.00	\$58.91	\$58.91

Pending Budget Revision
Control Number 20230005
 Resolution No. R-09-11-2023

Fund: 0100 General Fund

FD---RE---Y-GO---FN---OB-----SI--L1-L2	Revised	Adjustments	Proposed
Expenses			
0100-6500-0-5760-1110-360200-525-00-0000	\$640.50	(\$581.59)	\$58.91
0100-9010-0-1110-3140-360200-121-00-0000	\$0.00	\$66.68	\$66.68
0100-0332-0-1110-1000-360200-540-00-0000	\$0.00	\$92.86	\$92.86
0100-8150-0-0000-8110-360200-323-00-0000	\$91.82	\$5.25	\$97.07
0100-8150-0-0000-8110-360200-222-00-0000	\$97.68	(\$0.11)	\$97.57
0100-8150-0-0000-8110-360200-525-00-0000	\$130.74	(\$33.17)	\$97.57
0100-8150-0-0000-8110-360200-424-00-0000	\$97.71	\$0.22	\$97.93
0100-0000-0-1110-1000-360200-540-18-0000	\$0.00	\$101.38	\$101.38
0100-0332-0-1110-1000-360200-340-00-0000	\$0.00	\$115.94	\$115.94
0100-3216-0-1110-1000-360200-222-00-0000	\$0.00	\$124.50	\$124.50
0100-3010-0-1110-1000-360200-525-00-0000	\$608.74	(\$477.24)	\$131.50
0100-0332-0-1110-1000-360200-240-00-0000	\$0.00	\$135.86	\$135.86
0100-0332-0-1110-1000-360200-440-00-0000	\$0.00	\$187.52	\$187.52
0100-0000-0-0000-3700-360200-000-00-0000	\$7,917.00	(\$7,721.92)	\$195.08
0100-7422-0-1110-1000-360200-424-00-0000	\$0.00	\$195.66	\$195.66
0100-8150-0-0000-8110-640000-120-00-0000	\$23,728.67	(\$23,728.67)	\$0.00
0100-3212-0-0000-8500-640000-000-00-0000	\$0.00	\$31,646.22	\$31,646.22
0100-8150-0-0000-8110-650000-525-00-7586	\$20,000.00	(\$20,000.00)	\$0.00
0100-0000-0-0000-8500-650000-121-00-0000	\$0.00	\$8,500.00	\$8,500.00
0100-0000-0-0000-8500-650000-525-00-0000	\$0.00	\$8,500.00	\$8,500.00
0100-6500-0-5760-9200-714200-121-00-0000	\$11,000.00	(\$11,000.00)	\$0.00
0100-6500-0-5760-9200-714200-000-00-0000	\$29,000.00	(\$29,000.00)	\$0.00
0100-0000-0-0000-9200-714210-000-00-0000	\$78,485.00	\$1,140.00	\$79,625.00
0100-6500-0-5760-9200-714230-000-00-0000	\$192,792.00	(\$192,792.00)	\$0.00
0100-6547-0-5760-9200-714230-000-00-0000	\$0.00	\$98,420.00	\$98,420.00
0100-0000-0-0000-9200-714260-000-00-0000	\$0.00	\$5,132.00	\$5,132.00
0100-0000-0-0000-7210-731000-000-00-0000	\$0.00	(\$129,087.44)	(\$129,087.44)
0100-6537-0-7110-7210-731000-000-00-0000	\$0.00	\$1,524.01	\$1,524.01
0100-6266-0-0000-7210-731000-000-00-0000	\$0.00	\$16,664.87	\$16,664.87
0100-2600-0-0000-7210-731000-000-00-0000	\$0.00	\$17,492.41	\$17,492.41
0100-3213-0-0000-7210-731000-000-00-0000	\$0.00	\$17,585.28	\$17,585.28
0100-7422-0-0000-7210-731000-000-00-0000	\$0.00	\$18,400.32	\$18,400.32
0100-3212-0-0000-7210-731000-000-00-0000	\$0.00	\$57,420.55	\$57,420.55
0100-0000-0-0000-7210-735000-000-00-0000	\$0.00	(\$67,700.17)	(\$67,700.17)
0100-0000-0-0000-9300-761600-000-00-0000	\$222,585.29	(\$222,585.29)	\$0.00
0100-0000-0-0000-9300-761900-000-00-0000	\$272,490.72	\$61,099.01	\$333,589.73
0100-0332-0-1110-1000-350200-540-31-0202	\$0.00	\$102.76	\$102.76
0100-6500-0-5760-1110-350200-323-00-0000	\$83.50	\$22.39	\$105.89
0100-3216-0-1110-1000-350200-424-00-0000	\$0.00	\$109.15	\$109.15
0100-6500-0-5760-1110-350200-424-00-0000	\$92.78	\$19.30	\$112.08
0100-6500-0-5760-1120-350200-424-00-0000	\$11.51	\$120.11	\$131.62
0100-0026-0-8100-5900-350200-520-00-0000	\$222.06	(\$22.65)	\$199.41
0100-0000-0-1110-2420-350200-424-00-0000	\$191.46	\$11.62	\$203.08
0100-6500-0-5760-1120-350200-525-00-0000	\$10.04	\$194.05	\$204.09

Pending Budget Revision
Control Number 20230005
ResolutionNo. R-09-11-2023

Fund: 0100 General Fund

FD---RE---Y-GO---FN---OB-----SI--L1-L2	Revised	Adjustments	Proposed
Expenses			
0100-0000-0-1110-1000-350200-323-00-0000	\$331.08	(\$122.30)	\$208.78
0100-3010-0-1110-1000-350200-525-55-0303	\$0.00	\$227.98	\$227.98
0100-0000-0-1110-2420-350200-222-00-0000	\$224.22	\$5.83	\$230.05
0100-0000-0-1110-2420-350200-323-00-0000	\$220.00	\$10.12	\$230.12
0100-0000-0-1110-2420-350200-525-00-0000	\$226.22	\$12.26	\$238.48
0100-0000-0-0000-7100-350200-121-00-0000	\$258.33	\$0.13	\$258.46
0100-0000-0-0000-7490-350200-121-00-0000	\$258.33	\$0.13	\$258.46
0100-0000-0-1140-1000-350200-109-00-0000	\$260.80	\$5.00	\$265.80
0100-0000-0-1110-1000-350200-222-00-0000	\$819.62	(\$531.31)	\$288.31
0100-0000-0-0000-8200-350200-121-00-0000	\$310.19	(\$0.23)	\$309.96
0100-0000-0-1110-2700-350200-323-00-0000	\$420.53	\$2.78	\$423.31
0100-6500-0-5760-1110-350200-222-00-0000	\$310.02	\$134.95	\$444.97
0100-0000-0-1140-1000-350200-119-00-0000	\$468.39	(\$0.04)	\$468.35
0100-0000-0-1110-2700-350200-525-00-0000	\$483.83	\$14.33	\$498.16
0100-0000-0-1110-1000-350200-525-00-0000	\$327.85	\$191.94	\$519.79
0100-0000-0-0000-2110-350200-121-00-0000	\$522.00	\$10.31	\$532.31
0100-0000-0-1110-8200-350200-120-00-0000	\$614.44	(\$41.86)	\$572.58
0100-0000-0-1110-8200-350200-323-00-0000	\$667.71	(\$50.46)	\$617.25
0100-0000-0-1110-2700-350200-424-00-0000	\$644.00	\$26.67	\$670.67
0100-0332-0-1110-1000-350200-340-31-0306	\$670.07	\$1.54	\$671.61
0100-0000-0-1110-8200-350200-525-00-0000	\$670.43	\$13.10	\$683.53
0100-0000-0-1110-2700-350200-222-00-0000	\$683.64	\$12.80	\$696.44
0100-0332-0-1110-1000-350200-540-31-0306	\$843.38	(\$75.17)	\$768.21
0100-0000-0-1110-1000-350200-424-00-0000	\$596.12	\$217.42	\$813.54
0100-0332-0-1110-1000-350200-440-31-0306	\$989.00	(\$141.11)	\$847.89
0100-0000-0-1110-8200-350200-424-00-0000	\$814.15	\$70.80	\$884.95
0100-8150-0-0000-8110-350200-120-00-0000	\$361.01	\$643.27	\$1,004.28
0100-0332-0-1110-1000-350200-240-31-0306	\$768.16	\$263.43	\$1,031.59
0100-0000-0-1110-3140-350200-121-00-0000	\$1,103.24	(\$51.14)	\$1,052.10
0100-0000-0-1110-8200-350200-222-00-0000	\$1,100.38	(\$1.83)	\$1,098.55
0100-0000-0-1140-2420-350200-121-00-0000	\$1,743.22	\$22.53	\$1,765.75
0100-0000-0-0000-7200-350200-121-00-0000	\$1,838.55	\$45.11	\$1,883.66
0100-7425-0-1172-1000-360100-424-00-0000	\$0.00	(\$53.53)	(\$53.53)
0100-3213-0-5760-1110-360100-323-35-0301	\$24.96	(\$24.96)	\$0.00
0100-6266-0-1110-1000-360100-121-36-0201	\$66.55	(\$66.55)	\$0.00
0100-7422-0-1110-1000-360100-020-00-0000	\$1,501.76	(\$1,501.76)	\$0.00
0100-0332-0-1160-3110-360100-034-31-0202	\$2,314.00	(\$2,314.00)	\$0.00
0100-4510-0-1172-1000-360100-323-00-0000	\$44.00	(\$44.00)	\$0.00
0100-3010-0-0000-2110-360100-121-00-0000	\$200.00	(\$200.00)	\$0.00
0100-0000-0-1160-1000-360100-222-00-0000	\$1,320.00	(\$1,320.00)	\$0.00
0100-0000-0-0000-7490-580060-121-00-0000	\$3,000.00	\$756.00	\$3,756.00
0100-0000-0-1110-1000-110010-222-00-0000	\$44,850.00	(\$33,825.00)	\$11,025.00
0100-6266-0-1110-1000-110010-121-36-0206	\$0.00	\$13,316.66	\$13,316.66
0100-4035-0-1110-1000-110010-121-00-0000	\$0.00	\$13,782.00	\$13,782.00

Pending Budget Revision
Control Number 20230005
 ResolutionNo. R-09-11-2023

Fund: 0100 General Fund

FD---RE---Y-GO---FN---OB-----SI--L1-L2	Revised	Adjustments	Proposed
Expenses			
0100-0332-0-1191-1000-110020-121-31-0202	\$4,000.00	(\$4,000.00)	\$0.00
0100-0000-0-1156-1000-110020-222-00-0000	\$3,400.00	(\$3,400.00)	\$0.00
0100-0332-0-1191-1000-110020-240-00-0000	\$0.00	\$1,518.75	\$1,518.75
0100-0000-0-1110-1000-110020-121-00-0000	\$0.00	\$12,000.00	\$12,000.00
0100-0000-0-1166-1000-110020-121-00-0000	\$15,000.00	\$2,448.75	\$17,448.75
0100-0332-0-1110-1000-110040-121-31-0000	\$500.00	(\$500.00)	\$0.00
0100-0332-0-1191-1000-110040-121-31-0000	\$2,000.00	(\$2,000.00)	\$0.00
0100-0000-0-1156-1000-110040-222-00-0000	\$1,507.50	(\$1,507.50)	\$0.00
0100-0315-0-1110-1000-110040-031-12-0000	\$10,600.00	(\$10,600.00)	\$0.00
0100-4035-0-1110-1000-110040-121-31-0301	\$12,000.00	(\$12,000.00)	\$0.00
0100-6266-0-1110-1000-110040-121-36-0203	\$0.00	\$6,000.00	\$6,000.00
0100-0312-0-1110-1000-110040-121-31-0301	\$0.00	\$17,292.35	\$17,292.35
0100-0312-0-1110-1000-110040-180-00-0000	\$5,000.00	\$17,021.25	\$22,021.25
0100-0000-0-1135-1000-110040-121-00-0000	\$0.00	\$30,796.18	\$30,796.18
0100-0000-0-1110-1000-110050-000-00-0000	\$2,000.00	(\$424.64)	\$1,575.36
0100-7425-0-1172-1000-110070-424-00-0000	\$0.00	(\$4,387.50)	(\$4,387.50)
0100-4510-0-1172-1000-110070-323-00-0000	\$4,240.00	(\$4,240.00)	\$0.00
0100-7425-0-1172-1000-110070-323-00-0000	\$0.00	\$4,387.50	\$4,387.50
0100-2600-0-1110-3140-120000-121-00-0000	\$0.00	\$1,788.75	\$1,788.75
0100-6500-0-5760-3120-120000-000-00-0000	\$0.00	\$5,413.46	\$5,413.46
0100-3305-0-5760-3120-120000-000-00-0000	\$0.00	\$10,918.00	\$10,918.00
0100-3327-0-5760-3120-120000-000-00-0000	\$37,833.00	(\$22,737.62)	\$15,095.38
0100-6546-0-5760-3120-120000-000-00-0000	\$22,027.00	\$22,066.66	\$44,093.66
0100-0000-0-1110-3140-120000-121-00-0000	\$121,378.00	(\$0.04)	\$121,377.96
0100-0000-0-1110-3120-120000-121-00-0000	\$174,979.23	\$0.54	\$174,979.77
0100-0010-0-1110-2700-130000-323-00-0000	\$130,416.00	(\$117,000.01)	\$13,415.99
0100-0010-0-1110-2700-130000-222-00-0000	\$146,784.00	\$140.68	\$146,924.68
0100-0000-0-1110-2700-130000-424-00-0000	\$149,501.00	\$0.04	\$149,501.04
0100-0000-0-1110-2700-130000-222-00-0000	\$153,986.00	(\$150.65)	\$153,835.35
0100-0000-0-1110-2700-130000-323-00-0000	\$153,986.00	\$0.02	\$153,986.02
0100-0000-0-1110-2700-130000-525-00-0000	\$153,986.00	\$0.02	\$153,986.02
0100-0000-0-0000-7100-130000-121-00-0000	\$218,466.00	\$5,952.96	\$224,418.96
0100-3010-0-0000-2110-190000-121-00-0000	\$10,000.00	(\$10,000.00)	\$0.00
0100-0000-0-0000-7100-190000-121-00-0000	\$0.00	\$4,000.00	\$4,000.00
0100-0332-0-1110-3110-190000-034-31-0202	\$0.00	\$18,536.00	\$18,536.00
0100-3010-0-0000-2110-190000-121-31-0307	\$16,483.16	\$22,444.85	\$38,928.01
0100-6500-0-5760-3120-190000-121-00-0000	\$0.00	\$157,667.04	\$157,667.04
0100-0332-0-1110-3110-190000-121-31-0202	\$199,860.00	(\$25,867.97)	\$173,992.03
0100-0000-0-0000-2110-190000-121-00-0000	\$444,622.68	(\$157,665.62)	\$286,957.06
0100-7415-0-1110-1000-210000-240-18-0000	\$1,100.00	(\$1,100.00)	\$0.00
0100-7415-0-5760-1110-210000-323-00-0000	\$1,207.32	(\$1,207.32)	\$0.00
0100-0332-0-1160-1000-210000-240-23-0000	\$7,760.00	(\$7,760.00)	\$0.00
0100-0332-0-1160-1000-210000-440-23-0000	\$8,092.00	(\$8,092.00)	\$0.00
0100-0332-0-1160-1000-210000-540-23-0000	\$11,825.00	(\$11,825.00)	\$0.00

Resolution No. R-09-11-2023

Fund: 0100 General Fund

FD---RE---Y-GO---FN---OB-----SI--L1-L2	Revised	Adjustments	Proposed
Expenses			
0100-0332-0-1110-1000-210000-340-18-0000	\$0.00	\$28.02	\$28.02
0100-7415-0-1110-1000-210000-240-00-0000	\$0.00	\$43.20	\$43.20
0100-0000-0-1110-1000-210000-222-00-0000	\$0.00	\$128.80	\$128.80
0100-0000-0-1166-1000-210000-121-00-0000	\$0.00	\$284.92	\$284.92
0100-6266-0-1110-1000-210000-121-36-0501	\$1,600.00	(\$1,223.73)	\$376.27
0100-7415-0-1110-1000-210000-340-31-0306	\$0.00	\$379.67	\$379.67
0100-7415-0-5760-1110-210000-424-00-0000	\$535.07	(\$114.94)	\$420.13
0100-0332-0-1110-1000-210000-540-18-0000	\$0.00	\$531.24	\$531.24
0100-7415-0-1160-1000-210000-440-23-0000	\$440.00	\$179.48	\$619.48
0100-7415-0-5760-1110-210000-222-00-0000	\$0.00	\$704.00	\$704.00
0100-0332-0-1160-1000-210000-240-00-0000	\$0.00	\$774.13	\$774.13
0100-7415-0-1110-1000-210000-440-18-0000	\$2,684.00	(\$1,812.34)	\$871.66
0100-7415-0-1110-1000-210000-540-31-0306	\$0.00	\$1,095.88	\$1,095.88
0100-7426-0-1110-1000-210000-222-37-0103	\$2,000.00	(\$869.51)	\$1,130.49
0100-7415-0-5760-1120-210000-525-00-0000	\$1,304.32	\$178.29	\$1,482.61
0100-6266-0-1110-1000-210000-121-36-0201	\$0.00	\$1,645.60	\$1,645.60
0100-7415-0-1110-1000-210000-525-00-0000	\$3,417.19	(\$913.93)	\$2,503.26
0100-6266-0-1110-1000-210000-121-00-0000	\$0.00	\$3,240.00	\$3,240.00
0100-0332-0-1160-1000-210000-240-31-0202	\$0.00	\$3,575.81	\$3,575.81
0100-7415-0-5760-1110-210000-525-00-0000	\$2,926.00	\$969.76	\$3,895.76
0100-6500-0-5760-1110-210000-525-00-0000	\$51,452.85	(\$46,732.61)	\$4,720.24
0100-7415-0-1110-1000-210000-340-18-0000	\$2,211.00	\$2,509.25	\$4,720.25
0100-0332-0-1110-1000-210000-540-00-0000	\$0.00	\$7,439.62	\$7,439.62
0100-7415-0-1110-1000-210000-540-18-0000	\$9,076.94	(\$954.34)	\$8,122.60
0100-0332-0-1110-1000-210000-340-00-0000	\$0.00	\$9,288.72	\$9,288.72
0100-3010-0-1110-1000-210000-525-00-0000	\$26,496.21	(\$15,962.76)	\$10,533.45
0100-0332-0-1110-1000-210000-240-00-0000	\$0.00	\$10,887.92	\$10,887.92
0100-0332-0-1110-1000-210000-440-00-0000	\$0.00	\$15,026.38	\$15,026.38
0100-6500-0-5760-1120-210000-323-00-0000	\$14,327.04	\$2,642.12	\$16,969.16
0100-0332-0-1110-1000-210000-540-31-0202	\$0.00	\$20,547.66	\$20,547.66
0100-6500-0-5760-1110-210000-323-00-0000	\$16,724.34	\$4,453.93	\$21,178.27
0100-6500-0-5760-1110-210000-424-00-0000	\$16,833.68	\$5,584.54	\$22,418.22
0100-6500-0-5760-1120-210000-424-00-0000	\$25,565.62	\$757.20	\$26,322.82
0100-6500-0-5760-1120-210000-525-00-0000	\$2,007.11	\$38,824.92	\$40,832.03
0100-3010-0-1110-1000-210000-525-55-0303	\$36,496.21	\$9,096.04	\$45,592.25
0100-6500-0-5760-1110-210000-222-00-0000	\$61,913.80	\$27,054.67	\$88,968.47
0100-0332-0-1110-1000-210000-340-31-0306	\$134,021.13	\$268.87	\$134,290.00
0100-0332-0-1110-1000-210000-540-31-0306	\$168,722.02	(\$15,099.63)	\$153,622.39
0100-0332-0-1110-1000-210000-440-31-0306	\$197,823.00	(\$28,220.81)	\$169,602.19
0100-0332-0-1110-1000-210000-240-31-0306	\$150,984.20	\$55,331.76	\$206,315.96
0100-0332-0-1110-1000-210010-240-31-0306	\$500.00	(\$500.00)	\$0.00
0100-0332-0-1110-1000-210010-340-31-0306	\$500.00	(\$500.00)	\$0.00
0100-0332-0-1110-1000-210010-440-31-0306	\$500.00	(\$500.00)	\$0.00
0100-0332-0-1110-1000-210010-540-31-0306	\$500.00	(\$500.00)	\$0.00

Pending Budget Revision
Control Number 20230005
 ResolutionNo. R-09-11-2023

Fund: 0100 General Fund

FD---RE---Y-GO---FN---OB-----SI--L1-L2	Revised	Adjustments	Proposed
Expenses			
0100-6500-0-5760-1120-210010-222-00-0000	\$100.00	(\$100.00)	\$0.00
0100-6500-0-5760-1120-210010-424-00-0000	\$100.00	(\$100.00)	\$0.00
0100-6500-0-5760-1110-210010-222-00-0000	\$300.00	(\$300.00)	\$0.00
0100-6500-0-5760-1110-210010-424-00-0000	\$500.00	(\$500.00)	\$0.00
0100-6500-0-5760-1110-210010-525-00-0000	\$500.00	(\$500.00)	\$0.00
0100-0000-0-1166-1000-210020-121-00-0000	\$284.92	(\$284.92)	\$0.00
0100-0000-0-1110-1000-210020-222-00-0000	\$0.00	\$540.20	\$540.20
0100-0000-0-1166-1000-210020-323-00-0000	\$433.70	\$141.50	\$575.20
0100-0000-0-1166-1000-210020-525-00-0000	\$609.84	\$609.84	\$1,219.68
0100-0000-0-1166-1000-210020-424-00-0000	\$311.28	\$1,033.08	\$1,344.36
0100-0000-0-1166-1000-210020-222-00-0000	\$348.48	\$1,307.14	\$1,655.62
0100-8150-0-0000-8110-220000-323-00-0000	\$7,401.94	\$371.93	\$7,773.87
0100-8150-0-0000-8110-220000-222-00-0000	\$7,823.19	(\$6.64)	\$7,816.55
0100-8150-0-0000-8110-220000-525-00-0000	\$10,533.71	(\$2,716.81)	\$7,816.90
0100-8150-0-0000-8110-220000-424-00-0000	\$7,856.19	(\$9.64)	\$7,846.55
0100-7415-0-0000-3700-220000-000-00-0000	\$3,630.00	\$6,500.23	\$10,130.23
0100-8150-0-0000-8110-220000-120-00-0000	\$63,284.24	\$0.16	\$63,284.40
0100-0000-0-1110-8200-220000-120-00-0000	\$122,862.72	(\$8,362.40)	\$114,500.32
0100-0000-0-1110-8200-220000-323-00-0000	\$133,555.73	(\$10,373.49)	\$123,182.24
0100-0000-0-1110-8200-220000-525-00-0000	\$133,989.93	\$2,696.30	\$136,686.23
0100-0000-0-1110-8200-220000-424-00-0000	\$162,779.04	\$13,909.92	\$176,688.96
0100-0000-0-1110-8200-220000-222-00-0000	\$220,119.57	(\$564.92)	\$219,554.65
0100-0000-0-1110-8200-220010-323-00-0000	\$2,500.00	(\$2,500.00)	\$0.00
0100-0000-0-1110-8200-220010-424-00-0000	\$2,500.00	(\$2,500.00)	\$0.00
0100-0000-0-1110-8200-220010-525-00-0000	\$2,500.00	(\$2,500.00)	\$0.00
0100-0000-0-1110-8200-220010-222-00-0000	\$2,500.00	(\$2,376.18)	\$123.82
0100-0000-0-1110-8200-220020-323-00-0000	\$0.00	\$261.12	\$261.12
0100-0000-0-1110-8200-220020-424-00-0000	\$300.00	\$10.28	\$310.28
0100-8150-0-0000-8110-230000-120-00-0000	\$99,396.00	\$0.01	\$99,396.01
0100-0000-0-0000-7200-230000-121-00-0000	\$190,556.00	\$0.99	\$190,556.99
0100-0000-0-1140-2420-230000-121-00-0000	\$231,696.00	(\$0.97)	\$231,695.03
0100-7415-0-1110-2700-240000-323-00-0000	\$5,280.00	(\$5,280.00)	\$0.00
0100-0332-0-1110-1000-360200-540-31-0202	\$0.00	\$256.45	\$256.45
0100-6500-0-5760-1110-360200-323-00-0000	\$898.86	(\$634.52)	\$264.34
0100-3216-0-1110-1000-360200-424-00-0000	\$0.00	\$272.41	\$272.41
0100-6500-0-5760-1110-360200-424-00-0000	\$53.19	\$226.65	\$279.84
0100-6500-0-5760-1120-360200-424-00-0000	\$434.90	(\$106.37)	\$328.53
0100-0026-0-8100-5900-360200-520-00-0000	\$553.96	(\$56.33)	\$497.63
0100-0000-0-1110-2420-360200-424-00-0000	\$435.60	\$71.34	\$506.94
0100-6500-0-5760-1120-360200-525-00-0000	\$378.49	\$131.08	\$509.57
0100-0000-0-1110-1000-360200-323-00-0000	\$540.43	(\$19.41)	\$521.02
0100-3010-0-1110-1000-360200-525-55-0303	\$300.00	\$268.96	\$568.96
0100-0000-0-1110-2420-360200-222-00-0000	\$529.33	\$44.73	\$574.06
0100-0000-0-1110-2420-360200-323-00-0000	\$506.00	\$68.30	\$574.30

Resolution No. R-09-11-2023

Fund: 0100 General Fund

FD---RE---Y-GO---FN---OB-----SI--L1-L2	Revised	Adjustments	Proposed
Expenses			
0100-0000-0-1110-2420-360200-525-00-0000	\$532.33	\$62.77	\$595.10
0100-0000-0-0000-7100-360200-121-00-0000	\$642.93	\$2.20	\$645.13
0100-0000-0-0000-7490-360200-121-00-0000	\$643.93	\$1.20	\$645.13
0100-0000-0-1140-1000-360200-109-00-0000	\$652.08	\$11.41	\$663.49
0100-0000-0-1110-1000-360200-222-00-0000	\$1,664.44	(\$944.93)	\$719.51
0100-0000-0-0000-8200-360200-121-00-0000	\$771.78	\$1.87	\$773.65
0100-0000-0-1110-2700-360200-323-00-0000	\$853.00	\$203.29	\$1,056.29
0100-6500-0-5760-1110-360200-222-00-0000	\$257.94	\$852.38	\$1,110.32
0100-0000-0-1140-1000-360200-119-00-0000	\$1,166.42	\$2.41	\$1,168.83
0100-0000-0-1110-2700-360200-525-00-0000	\$1,000.95	\$242.32	\$1,243.27
0100-0000-0-1110-1000-360200-525-00-0000	\$662.30	\$605.68	\$1,267.98
0100-0000-0-0000-2110-360200-121-00-0000	\$1,621.19	(\$292.64)	\$1,328.55
0100-0000-0-1110-8200-360200-120-00-0000	\$1,530.26	(\$101.27)	\$1,428.99
0100-0000-0-1110-8200-360200-323-00-0000	\$1,664.13	(\$123.56)	\$1,540.57
0100-0000-0-1110-2700-360200-424-00-0000	\$1,013.51	\$660.23	\$1,673.74
0100-0332-0-1110-1000-360200-340-31-0306	\$1,913.47	(\$237.45)	\$1,676.02
0100-0000-0-1110-8200-360200-525-00-0000	\$1,668.88	\$36.91	\$1,705.79
0100-0000-0-1110-2700-360200-222-00-0000	\$1,697.40	\$40.54	\$1,737.94
0100-0332-0-1110-1000-360200-540-31-0306	\$2,101.72	(\$184.57)	\$1,917.15
0100-0000-0-1110-1000-360200-424-00-0000	\$1,281.01	\$749.23	\$2,030.24
0100-0332-0-1110-1000-360200-440-31-0306	\$2,468.00	(\$351.39)	\$2,116.61
0100-0000-0-1110-8200-360200-424-00-0000	\$2,026.47	\$182.44	\$2,208.91
0100-8150-0-0000-8110-360200-120-00-0000	\$2,511.65	(\$5.19)	\$2,506.46
0100-0332-0-1110-1000-360200-240-31-0306	\$1,913.47	\$661.34	\$2,574.81
0100-0000-0-1110-3140-360200-121-00-0000	\$2,750.07	(\$124.17)	\$2,625.90
0100-0000-0-1110-8200-360200-222-00-0000	\$2,741.60	(\$0.03)	\$2,741.57
0100-0000-0-1140-2420-360200-121-00-0000	\$4,348.82	\$58.23	\$4,407.05
0100-0000-0-0000-7200-360200-121-00-0000	\$4,583.18	\$118.11	\$4,701.29
0100-0000-0-0000-7100-370100-122-00-0000	\$46,350.00	(\$46,350.00)	\$0.00
0100-0000-0-1110-1000-370100-122-00-0000	\$181,983.00	\$129,456.17	\$311,439.17
0100-0000-0-0000-7490-370200-122-00-0000	\$61,800.00	(\$11,721.72)	\$50,078.28
0100-1100-0-1110-1000-410000-121-31-0101	\$40,006.16	(\$40,006.16)	\$0.00
0100-6300-0-1110-1000-410000-121-31-0101	\$45,607.07	(\$45,607.07)	\$0.00
0100-0000-0-1110-1000-410000-121-31-0101	\$0.00	\$309.00	\$309.00
0100-0311-0-1110-1000-410000-121-00-0000	\$0.00	\$1,536.18	\$1,536.18
0100-3212-0-1110-1000-410000-121-31-0101	\$272,498.98	(\$85,458.24)	\$187,040.74
0100-7210-0-1110-1000-420000-323-00-0000	\$500.00	(\$500.00)	\$0.00
0100-3010-0-1110-1000-420000-525-55-0304	\$5,000.00	(\$986.83)	\$4,013.17
0100-3214-0-1110-1000-430000-121-35-0202	\$1,669.00	(\$2,060.16)	(\$391.16)
0100-6266-0-0000-7410-430000-121-36-0501	\$250.00	(\$250.00)	\$0.00
0100-0315-0-1110-1000-430000-121-00-0000	\$1,000.00	(\$1,000.00)	\$0.00
0100-3010-0-1110-1000-430000-525-55-0306	\$2,000.00	(\$2,000.00)	\$0.00
0100-3010-0-1110-1000-430000-525-55-0201	\$4,000.00	(\$4,000.00)	\$0.00
0100-0000-0-0000-2110-430000-121-31-0301	\$200.00	(\$200.00)	\$0.00

Pending Budget Revision
Control Number 20230005
 Resolution No. R-09-11-2023

Fund: 0100 General Fund

FD---RE---Y-GO---FN---OB-----SI--L1-L2	Revised	Adjustments	Proposed
Expenses			
0100-0000-0-1110-3140-430000-121-00-0000	\$250.00	(\$250.00)	\$0.00
0100-0000-0-1110-3140-430000-424-00-0000	\$250.00	(\$250.00)	\$0.00
0100-0000-0-1110-3140-430000-525-00-0000	\$250.00	(\$250.00)	\$0.00
0100-0000-0-1110-3140-430000-222-00-0000	\$350.00	(\$350.00)	\$0.00
0100-0000-0-0000-2100-430000-121-00-0000	\$500.00	(\$500.00)	\$0.00
0100-0332-0-1110-1000-430000-121-31-0304	\$500.00	(\$500.00)	\$0.00
0100-3212-0-1110-1000-430000-222-00-0000	\$574.77	(\$574.77)	\$0.00
0100-0000-0-0000-8200-430000-121-00-0000	\$1,000.00	(\$1,000.00)	\$0.00
0100-6266-0-1110-1000-110010-121-36-0207	\$0.00	\$7,720.00	\$7,720.00
0100-0000-0-1140-1000-430000-121-00-0000	\$1,000.00	(\$1,000.00)	\$0.00
0100-8150-0-0000-8100-430000-121-00-0000	\$1,500.00	(\$1,500.00)	\$0.00
0100-3212-0-0000-3700-430000-000-00-0000	\$1,584.07	(\$1,584.07)	\$0.00
0100-3212-0-1110-2700-430000-121-00-0000	\$2,817.76	(\$2,817.76)	\$0.00
0100-3010-0-1110-2495-430000-525-00-0000	\$4,000.00	(\$4,000.00)	\$0.00
0100-0000-0-1110-1000-430000-121-31-0303	\$15,000.00	(\$15,000.00)	\$0.00
0100-0050-0-1110-1000-430000-121-31-0302	\$242,550.00	(\$242,550.00)	\$0.00
0100-2600-0-1110-3140-430000-121-00-0000	\$0.00	\$5.49	\$5.49
0100-3010-0-1110-1000-430000-525-00-0000	\$0.00	\$11.26	\$11.26
0100-1100-0-1156-1000-430000-424-00-0000	\$0.00	\$29.22	\$29.22
0100-4035-0-0000-7410-430000-121-00-0000	\$0.00	\$70.96	\$70.96
0100-3213-0-0000-7410-430000-121-35-0301	\$100.00	(\$14.96)	\$85.04
0100-1100-0-1166-1000-430000-525-00-0000	\$0.00	\$125.14	\$125.14
0100-8150-0-0000-8100-430000-222-00-0000	\$0.00	\$204.28	\$204.28
0100-0000-0-1110-3140-430000-323-00-0000	\$250.00	(\$2.45)	\$247.55
0100-0000-0-1110-3110-430000-121-00-0000	\$300.00	\$4.80	\$304.80
0100-6266-0-0000-7410-430000-121-36-0203	\$0.00	\$319.22	\$319.22
0100-6266-0-0000-7410-430000-121-36-0204	\$4,200.00	(\$3,880.54)	\$319.46
0100-0000-0-1110-8200-430000-120-00-0000	\$0.00	\$334.97	\$334.97
0100-0000-0-1110-3120-430000-121-00-0000	\$300.00	\$36.21	\$336.21
0100-0000-0-1110-1000-430000-424-00-0000	\$0.00	\$375.06	\$375.06
0100-3214-0-0000-2110-430000-121-35-0202	\$400.00	(\$8.84)	\$391.16
0100-0000-0-1110-1000-430000-441-00-0000	\$0.00	\$400.00	\$400.00
0100-1100-0-1110-1000-430000-323-00-0000	\$660.00	(\$213.58)	\$446.42
0100-3010-0-1110-1000-430000-127-31-0308	\$1,500.00	(\$1,017.25)	\$482.75
0100-3212-0-0000-3140-430000-000-00-0000	\$0.00	\$567.00	\$567.00
0100-0000-0-1110-2495-430000-121-00-0000	\$0.00	\$572.39	\$572.39
0100-0038-0-1110-1000-430000-323-00-0000	\$0.00	\$619.76	\$619.76
0100-0000-0-1110-2495-430000-525-31-0201	\$1,500.00	(\$676.30)	\$823.70
0100-0000-0-1110-2495-430000-424-31-0201	\$1,500.00	(\$623.46)	\$876.54
0100-3010-0-1110-1000-430000-525-55-0304	\$0.00	\$962.72	\$962.72
0100-0000-0-1110-2495-430000-121-31-0201	\$0.00	\$1,082.50	\$1,082.50
0100-0026-0-8100-5900-430000-520-00-0000	\$2,000.00	(\$881.95)	\$1,118.05
0100-0000-0-1110-1000-430000-231-00-0000	\$4,000.00	(\$2,764.67)	\$1,235.33
0100-1100-0-1110-2700-430000-525-00-0000	\$1,000.00	\$277.90	\$1,277.90

ResolutionNo. R-09-11-2023

Fund: 0100 General Fund

FD---RE---Y-GO---FN---OB-----SI--L1-L2	Revised	Adjustments	Proposed
Expenses			
0100-0000-0-1110-2495-430000-222-31-0201	\$1,500.00	(\$204.78)	\$1,295.22
0100-3010-0-1110-1000-430000-525-55-0203	\$0.00	\$1,541.14	\$1,541.14
0100-3010-0-1110-1000-430000-525-55-0307	\$2,000.00	(\$390.00)	\$1,610.00
0100-6266-0-0000-7410-430000-121-36-0208	\$4,284.00	(\$2,499.96)	\$1,784.04
0100-6266-0-0000-7410-430000-121-36-0207	\$0.00	\$1,832.32	\$1,832.32
0100-7210-0-1110-1000-430000-323-00-0000	\$15,000.00	(\$13,121.35)	\$1,878.65
0100-3213-0-1110-1000-430000-121-35-0303	\$8,850.75	(\$6,847.88)	\$2,002.87
0100-2600-0-1110-1000-430000-000-00-0000	\$0.00	\$2,045.74	\$2,045.74
0100-3213-0-1110-1000-430000-121-35-0202	\$0.00	\$2,061.06	\$2,061.06
0100-6500-0-5760-1110-430000-000-00-0000	\$3,000.00	(\$797.45)	\$2,202.55
0100-6537-0-5760-1110-430000-000-00-0000	\$4,000.00	(\$1,760.18)	\$2,239.82
0100-0000-0-1110-2495-430000-323-31-0201	\$1,500.00	\$811.04	\$2,311.04
0100-4035-0-0000-7410-430000-000-00-0000	\$0.00	\$2,387.00	\$2,387.00
0100-0000-0-1110-1000-430000-331-00-0000	\$4,000.00	(\$1,472.15)	\$2,527.85
0100-0000-0-0000-7490-430000-121-00-0000	\$1,000.00	\$1,645.95	\$2,645.95
0100-1100-0-1110-2700-430000-222-00-0000	\$1,000.00	\$1,679.75	\$2,679.75
0100-0000-0-1110-1000-430000-121-00-0000	\$300.00	\$2,590.91	\$2,890.91
0100-0000-0-1110-1000-430000-431-00-0000	\$4,000.00	(\$1,055.45)	\$2,944.55
0100-0038-0-1110-1000-430000-525-00-0000	\$1,800.00	\$1,712.41	\$3,512.41
0100-3010-0-1110-2495-430000-525-55-0201	\$0.00	\$3,893.94	\$3,893.94
0100-0000-0-0000-2110-430000-121-00-0000	\$5,000.00	(\$781.26)	\$4,218.74
0100-1100-0-1110-2700-430000-323-00-0000	\$4,000.00	\$261.56	\$4,261.56
0100-3010-0-1110-1000-430000-525-55-0202	\$4,500.00	\$1,170.89	\$5,670.89
0100-6266-0-0000-7410-430000-121-36-0201	\$2,000.00	\$3,704.19	\$5,704.19
0100-3212-0-1110-1000-430000-121-00-0000	\$0.00	\$7,301.94	\$7,301.94
0100-0097-0-0000-7600-430000-107-00-0000	\$4,000.00	\$3,456.47	\$7,456.47
0100-0038-0-1110-1000-430000-424-00-0000	\$1,100.00	\$8,074.28	\$9,174.28
0100-1100-0-1110-1000-430000-222-00-0000	\$10,000.00	\$1,282.84	\$11,282.84
0100-6266-0-0000-7410-430000-121-36-0206	\$1,000.00	\$11,190.37	\$12,190.37
0100-1100-0-1110-1000-430000-525-00-0000	\$10,500.00	\$1,975.45	\$12,475.45
0100-3212-0-0000-7700-430000-121-00-0000	\$0.00	\$13,351.60	\$13,351.60
0100-0000-0-0000-7200-430000-121-00-0000	\$10,000.00	\$7,747.16	\$17,747.16
0100-0000-0-0000-7100-430000-121-00-0000	\$8,000.00	\$10,662.43	\$18,662.43
0100-1100-0-1110-1000-430000-424-00-0000	\$20,000.00	\$266.35	\$20,266.35
0100-0050-0-0000-7700-430000-121-00-0000	\$84,300.00	(\$27,146.38)	\$57,153.62
0100-3214-0-1110-1000-430001-121-35-0202	\$900.00	(\$934.96)	(\$34.96)
0100-4510-0-1110-1000-430001-323-00-0000	\$0.00	(\$16.75)	(\$16.75)
0100-3010-0-1110-1000-430001-000-55-0201	\$200.00	(\$200.00)	\$0.00
0100-1100-0-1156-1000-430001-525-00-0000	\$250.00	(\$250.00)	\$0.00
0100-1100-0-1133-1000-430001-323-00-0000	\$500.00	(\$500.00)	\$0.00
0100-1100-0-1156-1000-430001-424-00-0000	\$500.00	(\$500.00)	\$0.00
0100-1100-0-1160-1000-430001-424-00-0000	\$500.00	(\$500.00)	\$0.00
0100-1100-0-1160-1000-430001-525-00-0000	\$500.00	(\$500.00)	\$0.00
0100-3213-0-0000-7410-430001-000-00-0000	\$977.08	(\$977.08)	\$0.00

Pending Budget Revision
Control Number 20230005

Resolution No. R-09-11-2023

Fund: 0100 General Fund

FD---RE---Y-GO---FN---OB-----SI--L1-L2	Revised	Adjustments	Proposed
Expenses			
0100-6537-0-5760-1110-430001-000-00-0000	\$29,000.00	(\$28,994.01)	\$5.99
0100-3010-0-1110-1000-430001-525-00-0000	\$0.00	\$32.05	\$32.05
0100-3214-0-1110-1000-430001-121-35-0203	\$50.00	(\$15.04)	\$34.96
0100-0038-0-1110-1000-430001-533-00-0000	\$0.00	\$117.59	\$117.59
0100-1100-0-1156-1000-430001-323-00-0000	\$250.00	\$1.06	\$251.06
0100-7425-0-1110-1000-430001-121-00-1172	\$35,100.00	(\$34,771.56)	\$328.44
0100-1100-0-1160-1000-430001-323-00-0000	\$500.00	(\$18.64)	\$481.36
0100-0038-0-1160-1000-430001-424-00-0000	\$0.00	\$543.58	\$543.58
0100-3010-0-1110-1000-430001-525-55-0202	\$500.00	\$78.61	\$578.61
0100-2600-0-1110-1000-430001-424-38-0103	\$0.00	\$694.40	\$694.40
0100-2600-0-1110-1000-430001-525-38-0103	\$0.00	\$961.51	\$961.51
0100-1100-0-1160-1000-430001-222-00-0000	\$1,000.00	\$12.67	\$1,012.67
0100-6266-0-1110-1000-430001-121-36-0206	\$0.00	\$1,575.39	\$1,575.39
0100-1100-0-1110-2700-430001-323-00-0000	\$500.00	\$1,324.01	\$1,824.01
0100-3010-0-1110-1000-430001-525-55-0307	\$0.00	\$1,881.57	\$1,881.57
0100-3213-0-1110-1000-430001-121-35-0301	\$0.00	\$1,969.11	\$1,969.11
0100-3213-0-1110-1000-430001-121-35-0202	\$0.00	\$2,197.07	\$2,197.07
0100-4511-0-1110-1000-430001-323-00-0000	\$2,000.00	\$370.82	\$2,370.82
0100-3212-0-1110-1000-430001-323-00-0000	\$33,633.88	(\$31,000.00)	\$2,633.88
0100-3010-0-1110-1000-430001-525-55-0304	\$2,500.00	\$663.67	\$3,163.67
0100-3010-0-1110-1000-430001-525-55-0305	\$1,000.00	\$2,623.88	\$3,623.88
0100-3216-0-1110-1000-430001-121-37-0201	\$0.00	\$8,250.00	\$8,250.00
0100-1100-0-1156-1000-430001-222-00-0000	\$9,000.00	(\$73.32)	\$8,926.68
0100-1100-0-1110-1000-430001-525-00-0000	\$18,625.00	(\$8,217.76)	\$10,407.24
0100-1100-0-1110-1000-430001-323-00-0000	\$17,500.00	(\$4,371.10)	\$13,128.90
0100-1100-0-1110-1000-430001-424-00-0000	\$27,610.00	\$704.75	\$28,314.75
0100-7210-0-1110-1000-430001-323-00-0000	\$38,083.00	\$9,114.27	\$47,197.27
0100-1100-0-1110-1000-430001-222-00-0000	\$55,925.00	(\$7,145.67)	\$48,779.33
0100-0000-0-1110-1000-430001-121-31-0301	\$113,379.79	\$1,537.40	\$114,917.19
0100-0000-0-1110-3140-430004-121-00-0000	\$8,000.00	(\$7,689.81)	\$310.19
0100-0000-0-1110-8200-430010-525-00-0000	\$400.00	(\$387.49)	\$12.51
0100-0000-0-1110-8200-430010-323-00-0000	\$400.00	(\$387.48)	\$12.52
0100-0000-0-1110-8200-430010-424-00-0000	\$400.00	(\$297.06)	\$102.94
0100-0000-0-1110-8200-430010-222-00-0000	\$400.00	(\$43.74)	\$356.26
0100-0000-0-1110-8200-430010-120-00-0000	\$10,400.00	(\$8,312.59)	\$2,087.41
0100-8150-0-0000-8100-430010-120-00-0000	\$25,000.00	(\$2,681.38)	\$22,318.62
0100-8150-0-0000-8100-430011-120-00-0000	\$5,000.00	(\$4,738.49)	\$261.51
0100-0000-0-1110-8200-430012-121-00-0000	\$0.00	\$106.39	\$106.39
0100-0000-0-0000-8200-430012-121-00-0000	\$500.00	(\$283.53)	\$216.47
0100-3212-0-1110-8200-430012-222-31-0101	\$0.00	\$244.54	\$244.54
0100-0000-0-1110-8200-430012-120-00-0000	\$2,200.00	\$648.78	\$2,848.78
0100-0000-0-1110-8200-430012-323-00-0000	\$11,300.00	(\$4,838.49)	\$6,461.51
0100-0000-0-1110-8200-430012-525-00-0000	\$11,600.00	(\$4,963.40)	\$6,636.60
0100-0000-0-1110-8200-430012-424-00-0000	\$12,400.00	(\$2,829.35)	\$9,570.65

Pending Budget Revision
Control Number 20230005
Resolution No. R-09-11-2023

Fund: 0100 General Fund

FD---RE---Y-GO---FN---OB-----SI--L1-L2	Revised	Adjustments	Proposed
Expenses			
0100-0000-0-1110-8200-430012-222-00-0000	\$23,800.00	(\$9,657.89)	\$14,142.11
0100-0332-0-1110-1000-330200-540-00-0000	\$0.00	\$569.13	\$569.13
0100-8150-0-0000-8110-330200-424-00-0000	\$600.64	(\$17.47)	\$583.17
0100-8150-0-0000-8100-430014-525-31-0101	\$0.00	(\$5,349.00)	(\$5,349.00)
0100-8150-0-0000-8100-430014-424-31-0101	\$0.00	(\$135.00)	(\$135.00)
0100-0000-0-1110-8200-430014-120-00-0000	\$300.00	(\$426.68)	(\$126.68)
0100-8150-0-0000-8100-430014-121-31-0101	\$50,000.00	(\$50,000.00)	\$0.00
0100-0000-0-1110-8200-430014-525-00-0000	\$0.00	\$117.93	\$117.93
0100-0000-0-1110-8200-430014-222-00-0000	\$0.00	\$183.29	\$183.29
0100-7032-0-0000-3700-430014-000-00-0000	\$0.00	\$219.00	\$219.00
0100-3212-0-0000-8100-430014-120-31-0101	\$0.00	\$251.35	\$251.35
0100-3212-0-0000-8100-430014-121-00-0000	\$0.00	\$316.02	\$316.02
0100-3212-0-0000-8100-430014-121-31-0101	\$0.00	\$401.16	\$401.16
0100-3212-0-1110-8200-430014-120-00-0000	\$0.00	\$416.48	\$416.48
0100-0000-0-1110-8200-430014-120-31-0101	\$0.00	\$416.48	\$416.48
0100-3212-0-0000-8100-430014-222-00-0000	\$0.00	\$470.00	\$470.00
0100-3212-0-0000-8100-430014-525-00-0000	\$0.00	\$1,233.70	\$1,233.70
0100-8150-0-0000-8100-430014-323-00-0000	\$30,000.00	(\$28,121.74)	\$1,878.26
0100-3212-0-0000-8100-430014-424-00-0000	\$0.00	\$2,050.00	\$2,050.00
0100-8150-0-0000-8100-430014-121-00-0000	\$1,500.00	\$661.91	\$2,161.91
0100-3212-0-0000-8100-430014-424-31-0101	\$0.00	\$2,349.11	\$2,349.11
0100-3212-0-0000-8100-430014-323-31-0101	\$0.00	\$5,913.37	\$5,913.37
0100-8150-0-0000-8100-430014-525-00-0000	\$30,000.00	(\$22,431.70)	\$7,568.30
0100-3212-0-0000-8100-430014-222-31-0101	\$0.00	\$9,890.74	\$9,890.74
0100-3212-0-0000-8100-430014-525-31-0101	\$0.00	\$11,089.61	\$11,089.61
0100-8150-0-0000-8100-430014-424-00-0000	\$30,000.00	(\$18,594.26)	\$11,405.74
0100-8150-0-0000-8100-430014-120-00-0000	\$50,000.00	(\$35,997.97)	\$14,002.03
0100-8150-0-0000-8100-430014-222-00-0000	\$30,000.00	(\$15,281.71)	\$14,718.29
0100-6500-0-5760-1110-430020-000-00-0000	\$1,000.00	(\$1,000.00)	\$0.00
0100-0038-0-1110-1000-430021-424-00-0000	\$0.00	\$1,033.80	\$1,033.80
0100-1100-0-1110-1000-430021-323-00-0000	\$4,650.00	(\$55.49)	\$4,594.51
0100-1100-0-1110-1000-430021-525-00-0000	\$5,250.00	\$86.26	\$5,336.26
0100-1100-0-1110-1000-430021-424-00-0000	\$8,400.00	(\$122.94)	\$8,277.06
0100-1100-0-1110-1000-430021-222-00-0000	\$11,700.00	(\$1,268.39)	\$10,431.61
0100-1100-0-1110-1000-440000-525-00-0000	\$5,600.00	(\$5,600.00)	\$0.00
0100-3212-0-1110-1000-440000-424-00-0000	\$6,914.41	(\$6,914.41)	\$0.00
0100-3212-0-0000-3700-440000-000-00-0000	\$14,482.50	(\$14,482.50)	\$0.00
0100-0097-0-0000-7600-440000-107-31-0301	\$0.00	\$1,642.34	\$1,642.34
0100-0097-0-0000-7600-440000-107-00-0000	\$1,900.00	(\$257.66)	\$1,642.34
0100-0000-0-1110-8200-440000-120-00-0000	\$0.00	\$3,622.76	\$3,622.76
0100-8150-0-0000-8100-440000-525-31-0101	\$0.00	\$5,349.00	\$5,349.00
0100-0038-0-1110-1000-440000-424-00-0000	\$10,200.00	(\$46.99)	\$10,153.01
0100-0050-0-0000-7700-440000-121-00-0000	\$47,450.00	(\$29,139.57)	\$18,310.43
0100-6537-0-5760-1110-440000-000-00-0000	\$0.00	\$25,754.48	\$25,754.48

Pending Budget Revision
Control Number 20230005
 ResolutionNo. R-09-11-2023

Fund: 0100 General Fund

FD---RE---Y-GO---FN---OB-----SI--L1-L2	Revised	Adjustments	Proposed
Expenses			
0100-3212-0-0000-7700-440000-121-00-0000	\$0.00	\$105,201.53	\$105,201.53
0100-0050-0-1110-1000-440000-121-31-0302	\$0.00	\$278,826.75	\$278,826.75
0100-6500-0-5760-3600-510000-000-00-0000	\$188,978.00	(\$21,186.00)	\$167,792.00
0100-0333-0-0000-3600-510000-121-00-0000	\$278,337.00	\$7,387.17	\$285,724.17
0100-0332-0-1110-3110-520000-121-31-0000	\$2,000.00	(\$2,000.00)	\$0.00
0100-3010-0-1110-1000-520000-525-55-0306	\$2,000.00	(\$2,000.00)	\$0.00
0100-1100-0-1110-2700-520000-525-00-0000	\$250.00	(\$250.00)	\$0.00
0100-0000-0-0000-2100-520000-121-00-0000	\$500.00	(\$500.00)	\$0.00
0100-1100-0-1110-1000-520000-222-00-0000	\$500.00	(\$500.00)	\$0.00
0100-1100-0-1110-2700-520000-424-00-0000	\$500.00	(\$500.00)	\$0.00
0100-0000-0-1110-3140-520000-121-00-0000	\$1,000.00	(\$1,000.00)	\$0.00
0100-3010-0-0000-2700-520000-121-00-0000	\$1,500.00	(\$1,500.00)	\$0.00
0100-4511-0-1110-1000-520000-323-00-0000	\$2,554.00	(\$2,554.00)	\$0.00
0100-1100-0-1110-2700-520000-222-00-0000	\$500.00	(\$433.93)	\$66.07
0100-1100-0-1110-1000-520000-424-00-0000	\$500.00	(\$336.34)	\$163.66
0100-1100-0-1110-1000-520000-525-00-0000	\$250.00	\$29.00	\$279.00
0100-1100-0-1110-2700-520000-323-00-0000	\$500.00	(\$213.50)	\$286.50
0100-6537-0-5760-1110-520000-000-00-0000	\$0.00	\$600.00	\$600.00
0100-0000-0-0000-2110-520000-121-00-0000	\$4,000.00	(\$3,269.72)	\$730.28
0100-0050-0-0000-7410-520000-121-00-0000	\$0.00	\$752.45	\$752.45
0100-8150-0-0000-8100-520000-120-00-0000	\$1,000.00	\$370.00	\$1,370.00
0100-1100-0-1110-1000-520000-323-00-0000	\$500.00	\$1,047.76	\$1,547.76
0100-0000-0-0000-7490-520000-121-00-0000	\$1,500.00	\$100.00	\$1,600.00
0100-0000-0-0000-7200-520000-121-00-0000	\$3,000.00	\$2,028.13	\$5,028.13
0100-6500-0-5760-1110-520000-000-00-0000	\$7,500.00	\$3,165.03	\$10,665.03
0100-6266-0-0000-7410-520000-121-36-0204	\$4,200.00	\$9,664.40	\$13,864.40
0100-0000-0-0000-7100-520000-121-00-0000	\$10,000.00	\$4,803.77	\$14,803.77
0100-0000-0-1110-3110-520003-121-00-0000	\$750.00	(\$750.00)	\$0.00
0100-0000-0-1110-2420-520003-121-00-0000	\$100.00	(\$100.00)	\$0.00
0100-6500-0-5760-1110-520003-000-00-0000	\$200.00	(\$200.00)	\$0.00
0100-6266-0-1110-1000-520003-121-36-0201	\$0.00	\$10.54	\$10.54
0100-0000-0-0000-7200-520003-121-00-0000	\$100.00	(\$83.43)	\$16.57
0100-3212-0-1110-1000-520003-121-00-0000	\$0.00	\$27.50	\$27.50
0100-1100-0-1110-2700-520003-424-00-0000	\$100.00	(\$63.32)	\$36.68
0100-2600-0-1110-3140-520003-121-00-0000	\$0.00	\$52.40	\$52.40
0100-0000-0-1110-2700-520003-323-00-0000	\$0.00	\$82.54	\$82.54
0100-3212-0-1110-3600-520003-121-00-0000	\$0.00	\$88.25	\$88.25
0100-0000-0-0000-2110-520003-121-00-0000	\$100.00	(\$7.91)	\$92.09
0100-0000-0-0000-7490-520003-121-00-0000	\$200.00	(\$96.65)	\$103.35
0100-0000-0-0000-7100-520003-121-00-0000	\$500.00	(\$266.82)	\$233.18
0100-0000-0-1110-3120-520003-121-00-0000	\$750.00	(\$500.08)	\$249.92
0100-0000-0-0000-2100-520003-121-00-0000	\$1,500.00	(\$1,056.30)	\$443.70
0100-0000-0-1110-2700-520003-222-00-0000	\$0.00	\$623.55	\$623.55
0100-1100-0-1110-2700-520003-222-00-0000	\$500.00	\$336.72	\$836.72

Pending Budget Revision
Control Number 20230005

Resolution No. R-09-11-2023

Fund: 0100 General Fund

FD---RE---Y-GO---FN---OB-----SI--L1-L2	Revised	Adjustments	Proposed
Expenses			
0100-0000-0-1110-3140-520003-121-00-0000	\$900.00	(\$44.70)	\$855.30
0100-1100-0-1110-2700-520003-525-00-0000	\$200.00	\$686.05	\$886.05
0100-0000-0-1110-8200-520003-120-00-0000	\$1,500.00	\$114.22	\$1,614.22
0100-0050-0-0000-7700-520003-121-00-0000	\$1,800.00	\$1,801.03	\$3,601.03
0100-3010-0-0000-2110-530000-121-31-0307	\$330.00	(\$330.00)	\$0.00
0100-0000-0-1110-3120-530000-121-00-0000	\$260.00	(\$260.00)	\$0.00
0100-8150-0-0000-8100-530000-120-00-0000	\$300.00	(\$300.00)	\$0.00
0100-1100-0-1156-1000-530000-222-00-0000	\$1,000.00	(\$750.00)	\$250.00
0100-0000-0-0000-2110-530000-121-00-0000	\$500.00	(\$30.00)	\$470.00
0100-0000-0-0000-7200-530000-121-00-0000	\$2,500.00	\$4,138.08	\$6,638.08
0100-0000-0-0000-7100-530000-121-00-0000	\$39,000.00	(\$4,422.14)	\$34,577.86
0100-0000-0-1110-1000-544000-121-00-0000	\$8,032.00	(\$86.10)	\$7,945.90
0100-0000-0-1110-2700-545000-121-00-0000	\$2,000.00	(\$500.00)	\$1,500.00
0100-0000-0-0000-7200-545000-121-00-0000	\$237,269.41	(\$600.00)	\$236,669.41
0100-0000-0-1110-8200-550010-323-00-0000	\$10,500.00	\$4,013.51	\$14,513.51
0100-0000-0-1110-8200-550010-525-00-0000	\$13,000.00	\$9,531.30	\$22,531.30
0100-0000-0-1110-8200-550010-424-00-0000	\$13,300.00	\$10,062.39	\$23,362.39
0100-0000-0-1110-8200-550010-222-00-0000	\$26,100.00	\$17,135.18	\$43,235.18
0100-0000-0-1110-8200-550020-424-00-0000	\$1,000.00	(\$1,000.00)	\$0.00
0100-0000-0-1110-8200-550020-120-00-0000	\$32,700.00	\$20,805.76	\$53,505.76
0100-0000-0-1110-8200-550020-525-00-0000	\$72,400.00	\$8,374.44	\$80,774.44
0100-0000-0-1110-8200-550020-323-00-0000	\$80,700.00	\$5,796.27	\$86,496.27
0100-0000-0-1110-8200-550020-222-00-0000	\$148,800.00	\$100,349.79	\$249,149.79
0100-0000-0-1110-8200-550030-525-00-0000	\$56,300.00	(\$5,773.94)	\$50,526.06
0100-0000-0-1110-8200-550030-222-00-0000	\$82,800.00	(\$11,903.96)	\$70,896.04
0100-0000-0-1110-8200-550030-424-00-0000	\$62,500.00	\$23,171.02	\$85,671.02
0100-0000-0-1110-8200-550050-120-00-0000	\$1,400.00	(\$487.40)	\$912.60
0100-0000-0-1110-8200-550050-424-00-0000	\$10,700.00	(\$4,959.12)	\$5,740.88
0100-0000-0-1110-8200-550050-323-00-0000	\$5,800.00	\$314.20	\$6,114.20
0100-0000-0-1110-8200-550050-222-00-0000	\$10,700.00	(\$2,704.45)	\$7,995.55
0100-0000-0-1110-8200-550050-525-00-0000	\$7,400.00	\$630.36	\$8,030.36
0100-0000-0-1110-8200-550070-120-00-0000	\$160.00	(\$160.00)	\$0.00
0100-6537-0-5760-1110-580009-000-00-0000	\$0.00	\$2,500.00	\$2,500.00
0100-0000-0-0000-7200-580010-121-00-0000	\$5,000.00	(\$5,000.00)	\$0.00
0100-6500-0-5760-1110-580010-121-00-0000	\$10,000.00	(\$10,000.00)	\$0.00
0100-0000-0-0000-7100-580010-121-00-0000	\$150,000.00	(\$15,182.12)	\$134,817.88
0100-0050-0-0000-7700-580011-000-00-0000	\$100.00	(\$100.00)	\$0.00
0100-0000-0-0000-3120-580011-121-00-0000	\$1,000.00	(\$1,000.00)	\$0.00
0100-0332-0-1110-1000-580011-121-31-0000	\$14,000.00	(\$14,000.00)	\$0.00
0100-1100-0-1110-1000-580011-525-00-0000	\$150.00	(\$150.00)	\$0.00
0100-1100-0-1110-1000-580011-121-00-0000	\$410.00	(\$410.00)	\$0.00
0100-1100-0-1110-1000-580011-323-00-0000	\$500.00	(\$500.00)	\$0.00
0100-0000-0-1110-1000-580011-121-00-0000	\$4,125.00	(\$4,125.00)	\$0.00
0100-0000-0-1110-2420-580011-000-00-0000	\$39,000.00	(\$39,000.00)	\$0.00

Pending Budget Revision
Control Number 20230005

Resolution No. R-09-11-2023

Fund: 0100 General Fund

FD---RE---Y-GO---FN---OB-----SI--L1-L2	Revised	Adjustments	Proposed
Expenses			
0100-1100-0-1110-1000-580011-424-00-0000	\$500.00	(\$238.25)	\$261.75
0100-0038-0-1110-1000-580011-424-00-0000	\$0.00	\$308.88	\$308.88
0100-0000-0-0000-7700-580011-000-00-0000	\$0.00	\$729.50	\$729.50
0100-6500-0-5760-1110-580011-000-00-0000	\$5,500.00	(\$3,100.04)	\$2,399.96
0100-3010-0-1110-1000-580011-525-55-0305	\$2,500.00	\$1,094.00	\$3,594.00
0100-8150-0-0000-8100-580011-120-00-0000	\$4,000.00	(\$49.97)	\$3,950.03
0100-4203-0-1110-1000-580011-121-31-0305	\$5,093.00	(\$1,053.00)	\$4,040.00
0100-3216-0-0000-7700-580011-121-37-0701	\$0.00	\$5,722.50	\$5,722.50
0100-6537-0-5760-1110-580011-000-00-0000	\$0.00	\$6,800.00	\$6,800.00
0100-7510-0-0000-7700-580011-121-31-0301	\$0.00	\$10,322.00	\$10,322.00
0100-3213-0-0000-7700-580011-121-35-0303	\$47,155.50	(\$33,430.50)	\$13,725.00
0100-0050-0-0000-7700-580011-121-31-0203	\$17,677.00	\$1,073.00	\$18,750.00
0100-0000-0-0000-7490-580011-121-00-0000	\$21,700.00	\$500.52	\$22,200.52
0100-3217-0-0000-7700-580011-121-37-0701	\$0.00	\$27,708.00	\$27,708.00
0100-0050-0-0000-7700-580011-121-31-0301	\$36,457.00	(\$8,158.30)	\$28,298.70
0100-2600-0-1110-1000-580011-000-00-0000	\$0.00	\$30,267.62	\$30,267.62
0100-3212-0-0000-7700-580011-121-00-0000	\$0.00	\$55,112.30	\$55,112.30
0100-0050-0-0000-7700-580011-121-00-0000	\$180,866.00	(\$122,005.59)	\$58,860.41
0100-2600-0-1110-1000-580011-121-38-0102	\$146,000.00	(\$2,000.00)	\$144,000.00
0100-6266-0-0000-7410-580022-121-36-0203	\$12,000.00	(\$12,000.00)	\$0.00
0100-0000-0-1110-1000-580022-121-00-0000	\$900.00	(\$900.00)	\$0.00
0100-3213-0-0000-7410-580022-000-00-0000	\$159,869.50	(\$159,869.50)	\$0.00
0100-6266-0-1110-1000-580022-121-36-0501	\$0.00	\$492.03	\$492.03
0100-0000-0-0000-2110-580022-121-00-0000	\$2,000.00	(\$1,405.00)	\$595.00
0100-0000-0-1110-3140-580022-121-00-0000	\$1,500.00	\$107.09	\$1,607.09
0100-6266-0-0000-7410-580022-121-36-0201	\$1,911.58	\$3,088.42	\$5,000.00
0100-3213-0-0000-7410-580022-121-35-0301	\$6,700.00	\$250.00	\$6,950.00
0100-6537-0-5760-1110-580022-000-00-0000	\$3,500.00	\$3,500.00	\$7,000.00
0100-3217-0-0000-7410-580022-121-37-0701	\$4,500.00	\$6,750.00	\$11,250.00
0100-6266-0-0000-7410-580022-121-36-0207	\$15,000.00	\$6,950.00	\$21,950.00
0100-6266-0-0000-7410-580022-121-36-0206	\$24,000.00	\$1,000.00	\$25,000.00
0100-4035-0-0000-7410-580022-121-00-0000	\$0.00	\$44,325.00	\$44,325.00
0100-0000-0-0000-7200-580040-121-00-0000	\$150.00	(\$150.00)	\$0.00
0100-0000-0-0000-7100-580040-121-00-0000	\$500.00	(\$500.00)	\$0.00
0100-0000-0-0000-7490-580040-121-00-0000	\$600.00	(\$600.00)	\$0.00
0100-4511-0-1110-1000-580040-323-00-0000	\$0.00	\$190.00	\$190.00
0100-3212-0-1110-1000-580060-323-00-0000	\$98.00	(\$98.00)	\$0.00
0100-3212-0-1110-1000-580060-121-00-0000	\$0.00	\$98.00	\$98.00
0100-6500-0-5760-1120-340100-323-00-0000	\$16,710.00	(\$7,286.81)	\$9,423.19
0100-7415-0-0000-2110-240000-121-00-0000	\$1,100.00	\$110.00	\$1,210.00
0100-7415-0-1110-2700-240000-222-00-0000	\$0.00	\$2,365.00	\$2,365.00
0100-7415-0-8100-5900-240000-520-00-0000	\$2,475.00	\$825.00	\$3,300.00
0100-7415-0-1110-2700-240000-525-00-0000	\$4,411.00	(\$671.00)	\$3,740.00
0100-7415-0-0000-3700-240000-000-00-0000	\$4,922.50	\$577.50	\$5,500.00

Pending Budget Revision
Control Number 20230005

Resolution No. R-09-11-2023

Fund: 0100 General Fund

FD---RE---Y-GO---FN---OB-----SI--L1-L2	Revised	Adjustments	Proposed
Expenses			
0100-7415-0-1110-2700-240000-424-00-0000	\$3,300.00	\$2,530.00	\$5,830.00
0100-8150-0-0000-8110-240000-120-00-0000	\$38,223.00	(\$53.63)	\$38,169.37
0100-0026-0-8100-5900-240000-520-00-0000	\$44,489.80	(\$4,619.63)	\$39,870.17
0100-0000-0-0000-7490-240000-121-00-0000	\$51,697.68	(\$0.24)	\$51,697.44
0100-0000-0-1110-2700-240000-323-00-0000	\$84,080.90	\$558.43	\$84,639.33
0100-0000-0-1110-2700-240000-525-00-0000	\$96,773.00	(\$887.48)	\$95,885.52
0100-0000-0-0000-2110-240000-121-00-0000	\$104,664.92	\$0.03	\$104,664.95
0100-0000-0-1110-2700-240000-424-00-0000	\$128,821.38	(\$531.92)	\$128,289.46
0100-0000-0-1110-2700-240000-222-00-0000	\$136,681.74	\$214.94	\$136,896.68
0100-0000-0-0000-7200-240000-121-00-0000	\$194,439.52	(\$8,291.66)	\$186,147.86
0100-0000-0-0000-2110-240030-121-00-0000	\$0.00	\$580.32	\$580.32
0100-0000-0-1110-1000-290000-121-00-0000	\$31.82	\$43.56	\$75.38
0100-0332-0-1110-2140-290000-031-00-0000	\$0.00	\$1,149.36	\$1,149.36
0100-7415-0-1110-2420-290000-424-00-0000	\$0.00	\$2,200.00	\$2,200.00
0100-7415-0-1110-2420-290000-525-00-0000	\$2,475.00	\$55.00	\$2,530.00
0100-7415-0-1110-2420-290000-323-00-0000	\$2,200.00	\$550.00	\$2,750.00
0100-2600-0-1110-3140-290000-121-00-0000	\$0.00	\$2,948.71	\$2,948.71
0100-7415-0-1110-3140-290000-121-00-0000	\$4,070.00	\$605.00	\$4,675.00
0100-9010-0-1110-3140-290000-121-00-0000	\$0.00	\$5,345.57	\$5,345.57
0100-0000-0-1110-2420-290000-424-00-0000	\$38,390.60	\$27.67	\$38,418.27
0100-0000-0-1110-2420-290000-323-00-0000	\$43,963.00	(\$690.55)	\$43,272.45
0100-0000-0-1110-2420-290000-525-00-0000	\$45,155.40	\$0.02	\$45,155.42
0100-0000-0-1110-2420-290000-222-00-0000	\$44,935.40	\$1,064.95	\$46,000.35
0100-0000-0-1140-1000-290000-109-00-0000	\$52,325.28	\$837.20	\$53,162.48
0100-0000-0-1140-1000-290000-119-00-0000	\$93,664.80	(\$8.84)	\$93,655.96
0100-0000-0-1140-2420-290000-121-00-0000	\$138,091.48	(\$16,652.16)	\$121,439.32
0100-0000-0-1110-3140-290000-121-00-0000	\$220,761.31	(\$15,025.32)	\$205,735.99
0100-7415-0-1110-1000-290050-323-00-0000	\$1,526.18	(\$1,066.37)	\$459.81
0100-7415-0-1110-1000-290050-222-00-0000	\$0.00	\$881.43	\$881.43
0100-4511-0-1110-1000-290050-323-00-0000	\$0.00	\$2,793.60	\$2,793.60
0100-7415-0-1110-1000-290050-525-00-0000	\$3,063.01	\$881.64	\$3,944.65
0100-7415-0-1110-1000-290050-424-00-0000	\$4,909.93	\$254.88	\$5,164.81
0100-3216-0-1110-1000-290050-222-00-0000	\$0.00	\$9,974.58	\$9,974.58
0100-7422-0-1110-1000-290050-424-00-0000	\$0.00	\$15,673.45	\$15,673.45
0100-3216-0-1110-1000-290050-424-00-0000	\$0.00	\$21,828.42	\$21,828.42
0100-0000-0-1110-1000-290050-323-00-0000	\$66,242.39	(\$24,949.50)	\$41,292.89
0100-0000-0-1110-1000-290050-222-00-0000	\$163,825.92	(\$107,721.15)	\$56,104.77
0100-0000-0-1110-1000-290050-525-00-0000	\$65,510.20	\$29,635.90	\$95,146.10
0100-0000-0-1110-1000-290050-424-00-0000	\$119,308.92	\$38,216.37	\$157,525.29
0100-0000-0-1110-1000-310100-121-00-0000	\$133.73	(\$24,912.41)	(\$24,778.68)
0100-7425-0-1172-1000-310100-424-00-0000	\$0.00	(\$742.37)	(\$742.37)
0100-6266-0-1110-1000-310100-121-36-0201	\$401.14	(\$401.14)	\$0.00
0100-0000-0-1150-1000-310100-222-00-0000	\$100.00	(\$100.00)	\$0.00
0100-0000-0-1156-1000-310100-222-00-0000	\$200.00	(\$200.00)	\$0.00

Pending Budget Revision
Control Number 20230005
 ResolutionNo. R-09-11-2023

Fund: 0100 General Fund

FD---RE---Y-GO---FN---OB-----SI--L1-L2	Revised	Adjustments	Proposed
Expenses			
0100-4510-0-1172-1000-310100-323-00-0000	\$769.00	(\$769.00)	\$0.00
0100-3010-0-0000-2110-310100-121-00-0000	\$4,300.00	(\$4,300.00)	\$0.00
0100-3010-0-1110-1000-310100-525-00-0000	\$14,750.00	(\$14,750.00)	\$0.00
0100-7422-0-1110-1000-310100-020-00-0000	\$23,056.00	(\$23,056.00)	\$0.00
0100-0332-0-1160-1000-310100-340-00-0000	\$0.00	\$16.71	\$16.71
0100-0332-0-1160-1000-310100-540-00-0000	\$0.00	\$16.71	\$16.71
0100-0332-0-1160-1000-310100-440-00-0000	\$0.00	\$33.43	\$33.43
0100-1100-0-1110-1000-310100-323-00-0000	\$0.00	\$33.43	\$33.43
0100-3216-0-1110-1000-310100-121-37-0203	\$0.00	\$33.43	\$33.43
0100-6266-0-1110-1000-310100-121-36-0208	\$0.00	\$66.86	\$66.86
0100-0000-0-1150-1000-310100-323-00-0000	\$0.00	\$94.56	\$94.56
0100-0332-0-1160-1000-310100-240-00-0000	\$0.00	\$100.28	\$100.28
0100-4203-0-1110-1000-310100-121-31-0305	\$0.00	\$100.29	\$100.29
0100-6500-0-5760-1110-340100-323-00-0000	\$0.00	\$11,113.84	\$11,113.84
0100-3010-0-1110-1000-340100-525-55-0302	\$0.00	\$16,658.76	\$16,658.76
0100-6500-0-5760-3120-340100-121-00-0000	\$0.00	\$16,658.76	\$16,658.76
0100-7422-0-1110-1000-340100-424-00-0000	\$0.00	\$16,658.76	\$16,658.76
0100-0332-0-1160-1000-340100-340-31-0202	\$16,710.00	(\$51.24)	\$16,658.76
0100-0332-0-1160-1000-340100-440-31-0202	\$16,710.00	(\$51.24)	\$16,658.76
0100-0332-0-1160-1000-340100-540-31-0202	\$16,710.00	(\$51.24)	\$16,658.76
0100-6500-0-5760-1120-340100-525-00-0000	\$16,544.00	\$114.76	\$16,658.76
0100-0000-0-1110-2700-340100-222-00-0000	\$16,710.00	(\$51.24)	\$16,658.76
0100-0000-0-1110-2700-340100-323-00-0000	\$16,710.00	(\$51.24)	\$16,658.76
0100-0000-0-1110-2700-340100-424-00-0000	\$16,710.00	(\$51.24)	\$16,658.76
0100-0000-0-1110-2700-340100-525-00-0000	\$16,710.00	(\$51.24)	\$16,658.76
0100-0000-0-1110-3140-340100-121-00-0000	\$16,710.00	(\$51.24)	\$16,658.76
0100-6500-0-5760-1110-340100-222-00-0000	\$16,710.00	(\$51.24)	\$16,658.76
0100-0010-0-1110-2700-340100-222-00-0000	\$16,711.00	(\$52.24)	\$16,658.76
0100-0010-0-1110-2700-340100-323-00-0000	\$16,711.00	(\$52.24)	\$16,658.76
0100-0010-0-1110-2700-340100-525-00-0000	\$16,711.00	(\$52.24)	\$16,658.76
0100-0000-0-1110-3120-340100-121-00-0000	\$33,421.00	(\$11,867.65)	\$21,553.35
0100-0332-0-1110-3110-340100-121-31-0202	\$0.00	\$29,155.83	\$29,155.83
0100-0000-0-0000-2110-340100-121-00-0000	\$50,092.00	(\$20,887.52)	\$29,204.48
0100-0332-0-1160-1000-340100-240-31-0202	\$33,421.00	(\$103.48)	\$33,317.52
0100-6500-0-5760-1110-340100-424-00-0000	\$33,421.00	(\$103.48)	\$33,317.52
0100-6500-0-5760-1120-340100-222-00-0000	\$33,421.00	(\$103.48)	\$33,317.52
0100-0000-0-0000-7100-340100-121-00-0000	\$148,989.00	(\$53,857.22)	\$95,131.78
0100-0000-0-1110-1000-340100-323-00-0000	\$250,661.00	(\$38,246.81)	\$212,414.19
0100-0000-0-1110-1000-340100-525-00-0000	\$233,950.00	(\$727.36)	\$233,222.64
0100-0000-0-1110-1000-340100-424-00-0000	\$417,768.00	(\$25,530.22)	\$392,237.78
0100-0000-0-1110-1000-340100-222-00-0000	\$568,164.00	(\$50,213.37)	\$517,950.63
0100-0000-0-1110-1000-340199-000-00-0000	\$0.00	\$6,376.51	\$6,376.51
0100-9010-0-1110-3140-340200-121-00-0000	\$0.00	\$1,647.85	\$1,647.85
0100-8150-0-0000-8110-340200-222-00-0000	\$16,710.00	(\$14,627.69)	\$2,082.31

Pending Budget Revision
Control Number 20230005
Resolution No. R-09-11-2023

Fund: 0100 General Fund

FD---RE---Y-GO---FN---OB-----SI--L1-L2	Revised	Adjustments	Proposed
Expenses			
0100-8150-0-0000-8110-340200-323-00-0000	\$16,710.00	(\$14,627.69)	\$2,082.31
0100-8150-0-0000-8110-340200-424-00-0000	\$16,710.00	(\$14,627.69)	\$2,082.31
0100-8150-0-0000-8110-340200-525-00-0000	\$16,710.00	(\$14,627.69)	\$2,082.31
0100-0000-0-0000-7100-340200-121-00-0000	\$8,356.00	(\$26.67)	\$8,329.33
0100-0000-0-0000-7490-340200-121-00-0000	\$8,356.00	(\$26.57)	\$8,329.43
0100-0000-0-1110-2420-340200-323-00-0000	\$16,710.00	(\$411.24)	\$16,298.76
0100-0000-0-1110-2420-340200-424-00-0000	\$16,710.00	(\$411.24)	\$16,298.76
0100-0000-0-0000-8200-340200-121-00-0000	\$16,710.00	(\$51.24)	\$16,658.76
0100-0000-0-1110-2420-340200-222-00-0000	\$16,710.00	(\$51.24)	\$16,658.76
0100-0000-0-1110-2420-340200-525-00-0000	\$16,710.00	(\$51.24)	\$16,658.76
0100-0000-0-1140-1000-340200-109-00-0000	\$16,710.00	(\$51.24)	\$16,658.76
0100-0026-0-8100-5900-340200-520-00-0000	\$16,710.00	(\$51.24)	\$16,658.76
0100-0000-0-1110-8200-340200-120-00-0000	\$33,421.00	(\$2,899.94)	\$30,521.06
0100-0000-0-0000-2110-340200-121-00-0000	\$33,421.00	(\$2,869.94)	\$30,551.06
0100-0000-0-1110-2700-340200-424-00-0000	\$33,421.00	(\$403.48)	\$33,017.52
0100-0000-0-1110-2700-340200-323-00-0000	\$33,421.00	(\$163.48)	\$33,257.52
0100-8150-0-0000-8110-340200-120-00-0000	\$33,420.00	(\$102.48)	\$33,317.52
0100-0000-0-1110-2700-340200-525-00-0000	\$33,421.00	(\$103.48)	\$33,317.52
0100-0000-0-1140-1000-340200-119-00-0000	\$33,421.00	(\$103.48)	\$33,317.52
0100-0000-0-1110-8200-340200-323-00-0000	\$50,132.00	(\$12,376.69)	\$37,755.31
0100-0000-0-1110-8200-340200-525-00-0000	\$50,132.00	(\$10,717.36)	\$39,414.64
0100-0000-0-1110-2700-340200-222-00-0000	\$50,132.00	(\$3,582.18)	\$46,549.82
0100-0000-0-1110-3140-340200-121-00-0000	\$66,842.00	(\$19,233.57)	\$47,608.43
0100-0000-0-1110-8200-340200-424-00-0000	\$50,132.00	(\$2,298.03)	\$47,833.97
0100-0000-0-1110-8200-340200-222-00-0000	\$66,842.00	(\$4,015.83)	\$62,826.17
0100-0000-0-1140-2420-340200-121-00-0000	\$66,842.00	(\$2,985.42)	\$63,856.58
0100-0000-0-0000-7200-340200-121-00-0000	\$66,843.00	(\$1,957.19)	\$64,885.81
0100-0000-0-1110-1000-340299-000-00-0000	\$0.00	\$118.19	\$118.19
0100-7425-0-1172-1000-350100-424-00-0000	\$0.00	(\$21.94)	(\$21.94)
0100-6266-0-1110-1000-350100-121-36-0201	\$26.78	(\$26.78)	\$0.00
0100-7422-0-1110-1000-350200-424-00-0000	\$0.00	\$78.39	\$78.39
0100-6500-0-5760-1120-350200-323-00-0000	\$7.76	\$77.05	\$84.81
0100-6537-0-5760-1110-310100-000-00-0000	\$481.00	(\$380.71)	\$100.29
0100-0000-0-1150-1000-310100-525-00-0000	\$0.00	\$176.21	\$176.21
0100-0000-0-1110-1000-310100-000-00-0000	\$0.00	\$234.03	\$234.03
0100-0332-0-1110-1000-310100-121-00-0000	\$0.00	\$270.75	\$270.75
0100-0332-0-1191-1000-310100-240-00-0000	\$0.00	\$290.08	\$290.08
0100-6266-0-1110-1000-310100-121-36-0204	\$133.72	\$167.13	\$300.85
0100-6266-0-1110-1000-310100-121-36-0207	\$0.00	\$304.68	\$304.68
0100-6266-0-1110-1000-310100-121-36-0501	\$0.00	\$334.26	\$334.26
0100-2600-0-1110-3140-310100-121-00-0000	\$0.00	\$341.66	\$341.66
0100-7690-0-0000-2140-310100-000-00-0000	\$0.00	\$551.00	\$551.00
0100-3216-0-1110-1000-310100-323-37-0103	\$0.00	\$691.91	\$691.91
0100-7425-0-1172-1000-310100-323-00-0000	\$0.00	\$742.37	\$742.37

Pending Budget Revision
Control Number 20230005
Resolution No. R-09-11-2023

Fund: 0100 General Fund

FD---RE---Y-GO---FN---OB-----SI--L1-L2	Revised	Adjustments	Proposed
Expenses			
0100-4035-0-1110-1000-310100-121-00-0000	\$183.85	\$827.80	\$1,011.65
0100-6500-0-5760-3120-310100-000-00-0000	\$0.00	\$1,033.96	\$1,033.96
0100-6266-0-1110-1000-310100-121-36-0206	\$0.00	\$1,036.26	\$1,036.26
0100-6266-0-1110-1000-310100-121-36-0203	\$0.00	\$1,050.50	\$1,050.50
0100-6266-0-0000-2140-310100-121-36-0203	\$0.00	\$1,146.00	\$1,146.00
0100-3216-0-1110-1000-310100-525-37-0103	\$0.00	\$1,712.60	\$1,712.60
0100-3305-0-5760-3120-310100-000-00-0000	\$0.00	\$2,085.27	\$2,085.27
0100-3216-0-1110-1000-310100-424-37-0103	\$0.00	\$2,277.72	\$2,277.72
0100-3216-0-1110-1000-310100-222-37-0103	\$0.00	\$2,700.99	\$2,700.99
0100-3327-0-5760-3120-310100-000-00-0000	\$7,226.00	(\$4,342.75)	\$2,883.25
0100-0312-0-1110-1000-310100-121-31-0301	\$0.00	\$3,302.84	\$3,302.84
0100-0000-0-1166-1000-310100-121-00-0000	\$1,300.00	\$2,032.81	\$3,332.81
0100-0332-0-1110-1000-310100-034-31-0202	\$0.00	\$3,540.38	\$3,540.38
0100-0312-0-1110-1000-310100-180-00-0000	\$953.57	\$3,252.53	\$4,206.10
0100-0000-0-1135-1000-310100-121-00-0000	\$0.00	\$5,242.06	\$5,242.06
0100-6500-0-5760-1110-310100-525-00-0000	\$20,299.00	(\$14,706.68)	\$5,592.32
0100-3010-0-0000-2110-310100-121-31-0307	\$4,700.00	\$2,735.20	\$7,435.20
0100-6546-0-5760-3120-310100-000-00-0000	\$5,436.00	\$2,985.78	\$8,421.78
0100-3310-0-5760-1120-310100-323-00-0000	\$11,843.14	(\$1,995.06)	\$9,848.08
0100-7690-0-1110-3140-310100-000-00-0000	\$0.00	\$11,312.00	\$11,312.00
0100-6500-0-5760-1110-310100-323-00-0000	\$0.00	\$12,199.58	\$12,199.58
0100-6500-0-5760-1120-310100-323-00-0000	\$10,076.61	\$2,530.06	\$12,606.67
0100-7690-0-1110-3120-310100-000-00-0000	\$0.00	\$16,255.00	\$16,255.00
0100-0332-0-1160-1000-310100-340-31-0202	\$15,968.25	\$688.28	\$16,656.53
0100-7690-0-1110-3110-310100-000-00-0000	\$0.00	\$17,683.00	\$17,683.00
0100-6500-0-5760-1110-310100-222-00-0000	\$16,725.58	\$2,007.71	\$18,733.29
0100-7690-0-0000-7100-310100-000-00-0000	\$0.00	\$20,979.00	\$20,979.00
0100-7690-0-5760-3120-310100-000-00-0000	\$0.00	\$21,417.00	\$21,417.00
0100-6500-0-5760-1120-310100-525-00-0000	\$22,328.95	\$936.57	\$23,265.52
0100-3010-0-1110-1000-310100-525-55-0302	\$0.00	\$23,266.73	\$23,266.73
0100-7422-0-1110-1000-310100-424-00-0000	\$0.00	\$24,031.05	\$24,031.05
0100-0332-0-1160-1000-310100-440-31-0202	\$24,030.66	\$0.39	\$24,031.05
0100-0010-0-1110-2700-310100-525-00-0000	\$28,035.33	(\$3,999.61)	\$24,035.72
0100-3214-0-1110-1000-310100-121-00-0000	\$36,656.00	(\$12,552.15)	\$24,103.85
0100-0010-0-1110-2700-310100-424-00-0000	\$24,909.32	\$0.16	\$24,909.48
0100-0010-0-1110-2700-310100-323-00-0000	\$27,492.32	(\$2,582.84)	\$24,909.48
0100-0010-0-1110-2700-310100-222-00-0000	\$28,035.33	\$0.39	\$28,035.72
0100-0000-0-1110-2700-310100-424-00-0000	\$28,554.89	(\$0.17)	\$28,554.72
0100-0000-0-1110-2700-310100-222-00-0000	\$29,411.07	\$0.23	\$29,411.30
0100-0000-0-1110-2700-310100-323-00-0000	\$29,411.07	\$0.23	\$29,411.30
0100-0000-0-1110-2700-310100-525-00-0000	\$29,411.07	\$0.23	\$29,411.30
0100-6500-0-5760-3120-310100-121-00-0000	\$0.00	\$30,114.37	\$30,114.37
0100-7690-0-0000-2110-310100-000-00-0000	\$0.00	\$30,115.00	\$30,115.00
0100-0332-0-1110-3110-310100-121-31-0202	\$38,746.26	(\$5,513.76)	\$33,232.50

Pending Budget Revision
Control Number 20230005
 ResolutionNo. R-09-11-2023

Fund: 0100 General Fund

FD---RE---Y-GO---FN---OB-----SI--L1-L2	Revised	Adjustments	Proposed
Expenses			
0100-7690-0-5760-1110-310100-000-00-0000	\$0.00	\$36,284.00	\$36,284.00
0100-6500-0-5760-1120-310100-222-00-0000	\$37,908.21	\$534.92	\$38,443.13
0100-6500-0-5760-1110-310100-424-00-0000	\$36,968.00	\$1,479.88	\$38,447.88
0100-7690-0-5760-1120-310100-000-00-0000	\$0.00	\$40,687.00	\$40,687.00
0100-0000-0-0000-7100-310100-121-00-0000	\$41,727.49	\$1,900.52	\$43,628.01
0100-0332-0-1160-1000-310100-240-31-0202	\$46,359.61	\$0.34	\$46,359.95
0100-0000-0-0000-2110-310100-121-00-0000	\$84,922.46	(\$30,113.64)	\$54,808.82
0100-7690-0-1110-2700-310100-000-00-0000	\$0.00	\$107,686.00	\$107,686.00
0100-0000-0-1110-1000-310100-323-00-0000	\$267,524.00	(\$28,959.50)	\$238,564.50
0100-0000-0-1110-2700-350100-222-00-0000	\$1,425.74	(\$655.81)	\$769.93
0100-0000-0-1110-2700-350100-525-00-0000	\$1,425.74	(\$655.81)	\$769.93
0100-6500-0-5760-3120-350100-121-00-0000	\$0.00	\$788.30	\$788.30
0100-0332-0-1110-3110-350100-121-31-0202	\$1,014.52	(\$144.57)	\$869.95
0100-0000-0-1110-3120-350100-121-00-0000	\$875.07	(\$0.14)	\$874.93
0100-6500-0-5760-1120-350100-222-00-0000	\$2,341.22	(\$1,330.36)	\$1,010.86
0100-6500-0-5760-1110-350100-424-00-0000	\$969.78	\$68.91	\$1,038.69
0100-0000-0-0000-7100-350100-121-00-0000	\$1,092.17	\$49.94	\$1,142.11
0100-0332-0-1160-1000-350100-240-31-0202	\$3,022.21	(\$1,797.91)	\$1,224.30
0100-0000-0-0000-2110-350100-121-00-0000	\$2,222.37	(\$787.64)	\$1,434.73
0100-0000-0-1110-1000-350100-323-00-0000	\$6,931.53	(\$605.73)	\$6,325.80
0100-0000-0-1110-1000-350100-525-00-0000	\$7,450.93	\$544.13	\$7,995.06
0100-0000-0-1110-1000-350100-424-00-0000	\$14,079.92	(\$480.70)	\$13,599.22
0100-0000-0-1110-1000-350100-222-00-0000	\$18,225.57	(\$203.61)	\$18,021.96
0100-0000-0-1110-1000-350200-000-00-0000	\$0.00	(\$11.77)	(\$11.77)
0100-3213-0-0000-2110-350200-000-35-0301	\$100.00	(\$100.00)	\$0.00
0100-0332-0-1110-3110-350200-034-43-0000	\$39.00	(\$39.00)	\$0.00
0100-0332-0-1160-1000-350200-440-23-0000	\$41.00	(\$41.00)	\$0.00
0100-0332-0-1110-1000-350200-340-18-0000	\$0.00	\$0.14	\$0.14
0100-0000-0-1110-1000-350200-240-00-0000	\$0.00	\$0.22	\$0.22
0100-0000-0-1110-1000-350200-121-00-0000	\$0.00	\$0.38	\$0.38
0100-0000-0-1166-1000-350200-121-00-0000	\$0.00	\$1.43	\$1.43
0100-6266-0-1110-1000-350200-121-36-0501	\$100.00	(\$98.12)	\$1.88
0100-0000-0-1110-1000-350200-340-31-0306	\$0.00	\$1.90	\$1.90
0100-0000-0-5760-1110-350200-424-00-0000	\$0.00	\$2.11	\$2.11
0100-0332-0-1110-1000-350200-540-18-0000	\$0.00	\$2.67	\$2.67
0100-0000-0-1166-1000-350200-323-00-0000	\$0.00	\$2.89	\$2.89
0100-0000-0-1160-1000-350200-440-23-0000	\$0.00	\$3.10	\$3.10
0100-0000-0-5760-1110-350200-222-00-0000	\$0.00	\$3.52	\$3.52
0100-0332-0-1160-1000-350200-240-00-0000	\$0.00	\$3.87	\$3.87
0100-0000-0-1110-1000-350200-440-18-0000	\$0.00	\$4.36	\$4.36
0100-0000-0-1110-1000-350200-540-31-0306	\$0.00	\$5.48	\$5.48
0100-7426-0-1110-1000-350200-222-37-0103	\$0.00	\$5.66	\$5.66
0100-0332-0-1110-2140-350200-031-00-0000	\$0.00	\$5.75	\$5.75
0100-0000-0-1166-1000-350200-525-00-0000	\$0.00	\$6.11	\$6.11

Pending Budget Revision
Control Number 20230005

ResolutionNo. R-09-11-2023

Fund: 0100 General Fund

FD---RE---Y-GO---FN---OB-----SI--L1-L2	Revised	Adjustments	Proposed
Expenses			
0100-0000-0-1166-1000-350200-424-00-0000	\$0.00	\$6.75	\$6.75
0100-0000-0-0000-7200-350200-000-00-0000	\$0.00	\$7.01	\$7.01
0100-0000-0-5760-1120-350200-525-00-0000	\$0.00	\$7.74	\$7.74
0100-6266-0-1110-1000-350200-121-36-0201	\$0.00	\$8.23	\$8.23
0100-0000-0-1166-1000-350200-222-00-0000	\$0.00	\$8.27	\$8.27
0100-0000-0-5760-1120-350200-424-00-0000	\$0.00	\$9.90	\$9.90
0100-4511-0-1110-1000-350200-323-00-0000	\$0.00	\$13.97	\$13.97
0100-2600-0-1110-3140-350200-121-00-0000	\$0.00	\$14.75	\$14.75
0100-6266-0-1110-1000-350200-121-00-0000	\$0.00	\$16.20	\$16.20
0100-0000-0-8100-5900-350200-520-00-0000	\$0.00	\$16.50	\$16.50
0100-0332-0-1160-1000-350200-240-31-0202	\$0.00	\$17.86	\$17.86
0100-0000-0-5760-1110-350200-525-00-0000	\$0.00	\$19.49	\$19.49
0100-0000-0-1110-1000-350200-340-18-0000	\$0.00	\$23.60	\$23.60
0100-6500-0-5760-1110-350200-525-00-0000	\$257.15	(\$233.54)	\$23.61
0100-9010-0-1110-3140-350200-121-00-0000	\$0.00	\$26.73	\$26.73
0100-0332-0-1110-1000-350200-540-00-0000	\$0.00	\$37.20	\$37.20
0100-8150-0-0000-8110-350200-323-00-0000	\$37.56	\$1.34	\$38.90
0100-8150-0-0000-8110-350200-525-00-0000	\$53.11	(\$13.98)	\$39.13
0100-8150-0-0000-8110-350200-222-00-0000	\$666.56	(\$627.43)	\$39.13
0100-8150-0-0000-8110-350200-424-00-0000	\$39.57	(\$0.32)	\$39.25
0100-0000-0-1110-1000-350200-540-18-0000	\$0.00	\$40.61	\$40.61
0100-0332-0-1110-1000-350200-340-00-0000	\$0.00	\$46.45	\$46.45
0100-3216-0-1110-1000-350200-222-00-0000	\$0.00	\$49.86	\$49.86
0100-3010-0-1110-1000-350200-525-00-0000	\$364.52	(\$311.93)	\$52.59
0100-0332-0-1110-1000-350200-240-00-0000	\$0.00	\$54.45	\$54.45
0100-0332-0-1110-1000-350200-440-00-0000	\$0.00	\$75.10	\$75.10
0100-0000-0-0000-3700-350200-000-00-0000	\$0.00	\$78.15	\$78.15
0100-0000-0-1110-1000-310100-525-00-0000	\$284,646.54	\$16,960.31	\$301,606.85
0100-0000-0-1110-1000-310100-424-00-0000	\$537,866.95	(\$27,607.26)	\$510,259.69
0100-0000-0-1110-1000-310100-222-00-0000	\$696,228.38	(\$17,896.12)	\$678,332.26
0100-7690-0-1110-1000-310100-000-00-0000	\$0.00	\$914,011.00	\$914,011.00
0100-7690-0-1110-3120-310120-000-00-0000	\$6,890.00	(\$6,890.00)	\$0.00
0100-7690-0-1110-3110-310120-000-00-0000	\$11,581.00	(\$11,581.00)	\$0.00
0100-7690-0-0000-7100-310120-000-00-0000	\$13,115.00	(\$13,115.00)	\$0.00
0100-7690-0-1110-3140-310120-000-00-0000	\$15,066.00	(\$15,066.00)	\$0.00
0100-7690-0-5760-3120-310120-000-00-0000	\$18,273.00	(\$18,273.00)	\$0.00
0100-7690-0-0000-2110-310120-000-00-0000	\$30,958.00	(\$30,958.00)	\$0.00
0100-7690-0-5760-1110-310120-000-00-0000	\$32,938.00	(\$32,938.00)	\$0.00
0100-7690-0-5760-1120-310120-000-00-0000	\$67,898.00	(\$67,898.00)	\$0.00
0100-7690-0-1110-2700-310120-000-00-0000	\$74,430.00	(\$74,430.00)	\$0.00
0100-7690-0-1110-1000-310120-000-00-0000	\$1,110,939.00	(\$1,110,939.00)	\$0.00
0100-0000-0-1110-1000-310200-222-00-0000	\$0.00	\$100.28	\$100.28
0100-0000-0-1110-2700-310200-222-00-0000	\$0.00	\$116.63	\$116.63
0100-6266-0-1110-1000-310200-121-00-0000	\$0.00	\$464.13	\$464.13

Pending Budget Revision
Control Number 20230005

ResolutionNo. R-09-11-2023

Fund: 0100 General Fund

FD---RE---Y-GO---FN---OB-----SI--L1-L2	Revised	Adjustments	Proposed
Expenses			
0100-0332-0-1110-1000-320100-540-31-0202	\$0.00	(\$850.12)	(\$850.12)
0100-6266-0-1110-1000-320100-121-36-0204	\$0.00	\$2.40	\$2.40
0100-0000-0-1110-1000-320100-424-00-0000	\$0.00	\$22.20	\$22.20
0100-6266-0-1110-1000-320100-121-36-0207	\$0.00	\$88.80	\$88.80
0100-6266-0-1110-1000-320100-121-36-0501	\$0.00	\$93.97	\$93.97
0100-0000-0-1135-1000-320100-121-00-0000	\$0.00	\$850.12	\$850.12
0100-0332-0-1160-1000-320100-540-31-0202	\$22,328.95	\$7,329.91	\$29,658.86
0100-0332-0-1160-1000-320200-440-23-0000	\$589.00	(\$589.00)	\$0.00
0100-0332-0-1160-1000-320200-240-23-0000	\$1,701.00	(\$1,701.00)	\$0.00
0100-0000-0-1110-3140-320200-525-00-0000	\$1,400.00	(\$1,400.00)	\$0.00
0100-0332-0-1160-1000-320200-540-23-0000	\$2,696.00	(\$2,696.00)	\$0.00
0100-0332-0-1110-1000-320200-340-18-0000	\$0.00	\$7.10	\$7.10
0100-0000-0-1110-1000-320200-121-00-0000	\$0.00	\$8.07	\$8.07
0100-0000-0-1166-1000-320200-424-00-0000	\$0.00	\$66.30	\$66.30
0100-0000-0-1166-1000-320200-121-00-0000	\$100.00	(\$27.72)	\$72.28
0100-0332-0-1110-1000-320200-440-00-0000	\$0.00	\$74.60	\$74.60
0100-6266-0-1110-1000-320200-121-36-0501	\$100.00	(\$4.54)	\$95.46
0100-0332-0-1110-1000-320200-540-18-0000	\$0.00	\$134.75	\$134.75
0100-0000-0-1166-1000-320200-323-00-0000	\$200.00	(\$54.06)	\$145.94
0100-7426-0-1110-1000-320200-222-37-0103	\$0.00	\$156.09	\$156.09
0100-0332-0-1110-2140-320200-031-00-0000	\$0.00	\$195.09	\$195.09
0100-0332-0-1160-1000-320200-240-00-0000	\$0.00	\$195.78	\$195.78
0100-6266-0-1110-1000-320200-121-00-0000	\$0.00	\$205.50	\$205.50
0100-6266-0-1110-1000-320200-121-36-0201	\$0.00	\$254.89	\$254.89
0100-2600-0-1110-3140-320200-121-00-0000	\$0.00	\$270.75	\$270.75
0100-0000-0-1166-1000-320200-525-00-0000	\$200.00	\$109.42	\$309.42
0100-0000-0-1166-1000-320200-222-00-0000	\$100.00	\$308.36	\$408.36
0100-4511-0-1110-1000-320200-323-00-0000	\$0.00	\$708.73	\$708.73
0100-6500-0-5760-1110-320200-525-00-0000	\$13,053.85	(\$12,273.81)	\$780.04
0100-0332-0-1160-1000-320200-240-31-0202	\$0.00	\$880.93	\$880.93
0100-9010-0-1110-3140-320200-121-00-0000	\$0.00	\$1,356.19	\$1,356.19
0100-6500-0-5760-1110-320200-424-00-0000	\$2,258.71	(\$879.33)	\$1,379.38
0100-0332-0-1110-1000-320200-340-00-0000	\$0.00	\$1,580.14	\$1,580.14
0100-0332-0-1110-1000-320200-540-00-0000	\$0.00	\$1,887.42	\$1,887.42
0100-8150-0-0000-8110-320200-323-00-0000	\$1,978.00	(\$5.78)	\$1,972.22
0100-8150-0-0000-8110-320200-525-00-0000	\$2,672.09	(\$688.98)	\$1,983.11
0100-8150-0-0000-8110-320200-222-00-0000	\$1,984.43	(\$1.31)	\$1,983.12
0100-8150-0-0000-8110-320200-424-00-0000	\$1,993.19	(\$2.51)	\$1,990.68
0100-0332-0-1110-1000-320200-240-00-0000	\$0.00	\$2,158.47	\$2,158.47
0100-3010-0-1110-1000-320200-525-00-0000	\$7,750.00	(\$5,077.63)	\$2,672.37
0100-0332-0-1110-1000-320200-440-31-0306	\$5,600.00	(\$2,134.87)	\$3,465.13
0100-7422-0-1110-1000-320200-424-00-0000	\$0.00	\$3,976.31	\$3,976.31
***Expense Total	\$35,246,427.27	(\$2,953,269.21)	\$32,293,158.06

Pending Budget Revision
Control Number 20230005
 Resolution No. R-09-11-2023

Fund: 0100 General Fund

FD---RE---Y-GO---FN---OB-----SI--L1-L2	Revised	Adjustments	Proposed
Balance Sheet Accounts			
0100-3212-0-0000-0000-920000-000-00-0000	\$0.00	\$340,512.00	\$340,512.00
0100-0000-0-0000-0000-971300-121-00-0000	\$0.00	\$47,345.00	\$47,345.00
0100-9062-0-0000-0000-974000-000-00-0000	\$0.00	\$6,735.96	\$6,735.96
0100-7510-0-0000-0000-974000-000-00-0000	\$0.00	\$10,322.00	\$10,322.00
0100-7311-0-0000-0000-974000-000-00-0000	\$0.00	\$18,073.00	\$18,073.00
0100-7426-0-0000-0000-974000-000-00-0000	\$0.00	\$81,971.03	\$81,971.03
0100-6300-0-0000-0000-974000-000-00-0000	\$0.00	\$159,986.86	\$159,986.86
0100-7425-0-0000-0000-974000-000-00-0000	\$0.00	\$204,236.73	\$204,236.73
0100-8150-0-0000-0000-974000-000-00-0000	\$0.00	\$459,186.80	\$459,186.80
0100-0000-0-0000-0000-978900-000-00-0000	\$1,100,000.00	(\$104,000.00)	\$996,000.00
0100-0015-0-0000-0000-979500-000-00-0000	\$0.00	(\$41.39)	(\$41.39)
0100-0051-0-0000-0000-979500-000-00-0000	\$0.00	(\$1.71)	(\$1.71)
0100-0000-0-0000-0000-979500-000-00-0000	\$0.00	\$43.10	\$43.10
***Balance Sheet Account Total	\$1,100,000.00	\$1,224,369.38	\$2,324,369.38
Fund Totals			
Total: Income	\$37,480,634.57	\$236,141.51	\$37,716,776.08
Total: Expenses	\$35,246,427.27	(\$2,953,269.21)	\$32,293,158.06
Total: Balance Sheet Accounts	\$1,100,000.00	\$1,224,369.38	\$2,324,369.38

Pending Budget Revision
Control Number 20230005

Resolution No. R-09-11-2023

Fund: 1300 Cafeteria Fund

FD---RE---Y-GO---FN---OB-----SI--L1-L2	Revised	Adjustments	Proposed
Income			
1300-5310-0-0000-0000-866000-000-00-0000	\$500.00	\$1,896.86	\$2,396.86
1300-0199-0-0000-0000-869900-000-00-0000	\$0.00	(\$137.80)	(\$137.80)
1300-0000-0-0000-0000-869900-000-00-0000	\$130.36	\$96.44	\$226.80
1300-5310-0-0000-3700-869900-000-00-0000	\$0.00	\$1,269.78	\$1,269.78
1300-5310-0-0000-3700-891900-000-00-0000	\$222,585.29	(\$222,585.29)	\$0.00
1300-5466-0-0000-0000-822000-000-00-0000	\$0.00	\$56,897.09	\$56,897.09
1300-5310-0-0000-3700-822000-000-00-0000	\$745,000.00	(\$24,084.06)	\$720,915.94
1300-5330-0-0000-3700-822030-000-00-0000	\$20,000.00	(\$20,000.00)	\$0.00
1300-5310-0-0000-3700-852000-000-00-0000	\$100,000.00	\$804,179.06	\$904,179.06
1300-5310-0-0000-3700-863400-000-00-0000	\$10,000.00	(\$1,786.00)	\$8,214.00
1300-5310-0-0000-3700-863490-000-00-0000	\$10,000.00	(\$10,000.00)	\$0.00
***Income Total	\$1,108,215.65	\$585,746.08	\$1,693,961.73
Expenses			
1300-5310-0-0000-3700-320200-000-00-0000	\$100,155.88	\$6,757.26	\$106,913.14
1300-0000-0-0000-3700-330200-000-00-0000	\$1,052.22	(\$1,052.22)	\$0.00
1300-5330-0-0000-3700-330200-000-00-0000	\$77.00	(\$77.00)	\$0.00
1300-5310-0-0000-3700-330200-000-00-0000	\$35,470.26	(\$2,390.48)	\$33,079.78
1300-5310-0-0000-3700-560000-000-00-0000	\$5,000.00	\$3,364.93	\$8,364.93
1300-5310-0-0000-3700-560009-323-00-0000	\$0.00	\$805.00	\$805.00
1300-5310-0-0000-3700-560009-000-00-0000	\$6,000.00	(\$1,410.68)	\$4,589.32
1300-5310-0-0000-3700-580000-000-00-0000	\$0.00	\$44.20	\$44.20
1300-5310-0-0000-3700-580003-000-00-0000	\$3,000.00	(\$3,000.00)	\$0.00
1300-0000-0-0000-3700-360200-000-00-0000	\$171.67	(\$171.67)	\$0.00
1300-5330-0-0000-3700-360200-000-00-0000	\$10.00	(\$10.00)	\$0.00
1300-5310-0-0000-3700-640000-000-00-0000	\$0.00	\$24,709.48	\$24,709.48
1300-5310-0-0000-7210-735000-000-00-0000	\$0.00	\$67,700.17	\$67,700.17
1300-5310-0-0000-3700-350200-000-00-0000	\$2,318.07	(\$122.34)	\$2,195.73
1300-5310-0-0000-3700-220000-000-00-0000	\$371,738.86	(\$16,659.88)	\$355,078.98
1300-5310-0-0000-3700-220010-000-00-0000	\$5,000.00	(\$5,000.00)	\$0.00
1300-5310-0-0000-3700-230000-000-00-0000	\$68,614.00	(\$1,211.16)	\$67,402.84
1300-5330-0-0000-3700-240000-000-00-0000	\$1,000.00	(\$1,000.00)	\$0.00
1300-5310-0-0000-3700-360200-000-00-0000	\$5,777.33	(\$290.31)	\$5,487.02
1300-5310-0-0000-3700-430000-222-00-0000	\$0.00	\$146.90	\$146.90
1300-5310-0-0000-3700-430000-323-00-0000	\$0.00	\$154.59	\$154.59
1300-5310-0-0000-3700-430000-424-00-0000	\$0.00	\$154.59	\$154.59
1300-5310-0-0000-3700-430000-000-00-0000	\$30,000.00	\$25,154.71	\$55,154.71
1300-5330-0-0000-3700-470000-000-00-0000	\$14,339.82	(\$14,339.82)	\$0.00
1300-0000-0-0000-3700-470000-000-00-0000	\$0.00	\$4,457.84	\$4,457.84
1300-5310-0-0000-3700-470000-000-00-0000	\$210,395.85	(\$86,547.90)	\$123,847.95
1300-5310-0-0000-3700-470001-000-00-0000	\$80,000.00	\$89,522.56	\$169,522.56
1300-5310-0-0000-3700-470002-000-00-0000	\$90,000.00	\$37,883.64	\$127,883.64
1300-5310-0-0000-3700-470004-000-00-0000	\$5,000.00	\$289.72	\$5,289.72
1300-5310-0-0000-3700-470010-000-00-0000	\$5,000.00	\$6,348.97	\$11,348.97

Pending Budget Revision
Control Number 20230005
Resolution No. R-09-11-2023

Fund: 1300 Cafeteria Fund

FD---RE---Y-GO---FN---OB-----SI--L1-L2	Revised	Adjustments	Proposed
Expenses			
1300-5310-0-0000-3700-520000-000-00-0000	\$800.00	\$818.54	\$1,618.54
1300-5310-0-0000-3700-520003-000-00-0000	\$200.00	\$1,156.00	\$1,356.00
1300-5310-0-0000-3700-530000-000-00-0000	\$400.00	\$212.94	\$612.94
1300-5310-0-0000-3700-580011-000-00-0000	\$8,500.00	(\$2,447.80)	\$6,052.20
1300-5310-0-0000-3700-580040-000-00-0000	\$0.00	\$98.25	\$98.25
1300-5310-0-0000-3700-240000-000-00-0000	\$29,549.00	\$1,080.27	\$30,629.27
1300-5310-0-0000-3700-240010-000-00-0000	\$500.00	(\$500.00)	\$0.00
1300-5310-0-0000-3700-340200-000-00-0000	\$82,719.00	(\$3,880.89)	\$78,838.11
1300-5310-0-0000-3700-340299-000-00-0000	\$0.00	(\$5,030.21)	(\$5,030.21)
1300-0000-0-0000-3700-350200-000-00-0000	\$68.77	(\$68.77)	\$0.00
1300-5330-0-0000-3700-350200-000-00-0000	\$86.00	(\$86.00)	\$0.00
1300-5330-0-0000-3700-320200-000-00-0000	\$228.00	(\$228.00)	\$0.00
***Expense Total	<u>\$1,163,171.73</u>	<u>\$125,335.43</u>	<u>\$1,288,507.16</u>
Balance Sheet Accounts			
1300-5310-0-0000-0000-971200-000-00-0000	\$34,179.82	\$0.10	\$34,179.92
1300-5466-0-0000-0000-974000-000-00-0000	\$0.00	\$44,616.76	\$44,616.76
1300-0000-0-0000-0000-978000-000-00-0000	\$3,191.84	\$1,162.30	\$4,354.14
***Balance Sheet Account Total	<u>\$37,371.66</u>	<u>\$45,779.16</u>	<u>\$83,150.82</u>
Fund Totals			
Total: Income	\$1,108,215.65	\$585,746.08	\$1,693,961.73
Total: Expenses	\$1,163,171.73	\$125,335.43	\$1,288,507.16
Total: Balance Sheet Accounts	\$37,371.66	\$45,779.16	\$83,150.82

Pending Budget Revision
Control Number 20230005
ResolutionNo. R-09-11-2023

Fund: 1400 Deferred Maintenance Fund

FD---RE---Y-GO---FN---OB-----SI--L1-L2	Revised	Adjustments	Proposed
Income			
1400-0000-0-0000-0000-866000-000-00-0000	\$9,500.00	\$13,891.11	\$23,391.11
1400-0000-0-0000-0000-869900-424-10-7592	\$31,832.00	(\$31,832.00)	\$0.00
1400-0000-0-0000-0000-869900-000-00-0000	\$271,202.00	\$500.00	\$271,702.00
***Income Total	<u>\$312,534.00</u>	<u>(\$17,440.89)</u>	<u>\$295,093.11</u>
Expenses			
1400-0000-0-0000-8500-560009-000-00-0000	\$10,000.00	(\$10,000.00)	\$0.00
1400-8150-0-0000-8500-617000-525-00-0000	\$930,000.00	(\$930,000.00)	\$0.00
1400-0000-0-0000-8500-617000-525-00-7587	\$45,000.00	(\$43,402.85)	\$1,597.15
1400-0000-0-0000-8500-620000-000-00-0000	\$0.00	(\$121,065.00)	(\$121,065.00)
1400-0000-0-0000-8500-620000-525-00-7588	\$0.00	\$37,379.79	\$37,379.79
1400-0000-0-0000-8500-620000-525-00-0000	\$35,000.00	\$86,065.00	\$121,065.00
1400-0000-0-0000-8500-620010-424-10-7592	\$31,832.00	(\$26,223.89)	\$5,608.11
1400-0000-0-0000-8500-620030-424-20-7592	\$0.00	\$346.24	\$346.24
1400-0000-0-0000-8500-640000-323-00-0000	\$10,000.00	(\$10,000.00)	\$0.00
1400-0000-0-0000-8500-640000-222-00-0000	\$20,000.00	(\$20,000.00)	\$0.00
1400-0000-0-0000-9300-761900-000-00-0000	\$0.00	\$115,080.91	\$115,080.91
1400-0000-0-0000-8500-580010-424-10-7592	\$0.00	\$224.45	\$224.45
***Expense Total	<u>\$1,081,832.00</u>	<u>(\$921,595.35)</u>	<u>\$160,236.65</u>
Balance Sheet Accounts			
1400-8150-0-0000-0000-974000-000-00-0000	\$0.00	\$959,611.92	\$959,611.92
1400-0000-0-0000-0000-978000-000-00-0000	\$557,425.60	(\$160,702.00)	\$396,723.60
***Balance Sheet Account Total	<u>\$557,425.60</u>	<u>\$798,909.92</u>	<u>\$1,356,335.52</u>
Fund Totals			
Total: Income	\$312,534.00	(\$17,440.89)	\$295,093.11
Total: Expenses	\$1,081,832.00	(\$921,595.35)	\$160,236.65
Total: Balance Sheet Accounts	\$557,425.60	\$798,909.92	\$1,356,335.52

Pending Budget Revision
Control Number 20230005
 Resolution No. R-09-11-2023

Fund: 2000 SPECIAL RESERVE FUND FOR O

FD---RE---Y-GO---FN---OB-----SI--L1-L2	Revised	Adjustments	Proposed
Income			
2000-0000-0-0000-0000-866000-000-00-0000	\$8,000.00	(\$2,192.03)	\$5,807.97
2000-0000-0-0000-0000-891200-000-00-0000	\$272,490.72	(\$272,490.72)	\$0.00
2000-0000-0-0000-0000-891900-000-00-0000	\$0.00	\$317,857.00	\$317,857.00
***Income Total	<u>\$280,490.72</u>	<u>\$43,174.25</u>	<u>\$323,664.97</u>
Expenses			
2000-0000-0-0000-9300-761900-000-00-0000	\$303,182.00	(\$0.04)	\$303,181.96
***Expense Total	<u>\$303,182.00</u>	<u>(\$0.04)</u>	<u>\$303,181.96</u>
Balance Sheet Accounts			
2000-0000-0-0000-0000-978000-000-00-0000	\$675,981.66	(\$5,837.65)	\$670,144.01
***Balance Sheet Account Total	<u>\$675,981.66</u>	<u>(\$5,837.65)</u>	<u>\$670,144.01</u>
Fund Totals			
Total: Income	\$280,490.72	\$43,174.25	\$323,664.97
Total: Expenses	\$303,182.00	(\$0.04)	\$303,181.96
Total: Balance Sheet Accounts	\$675,981.66	(\$5,837.65)	\$670,144.01

Pending Budget Revision
Control Number 20230005
ResolutionNo. R-09-11-2023

Fund: 2500 CapitalFacilities Fund

FD---RE---Y-GO---FN---OB-----SI--L1-L2	Revised	Adjustments	Proposed
Income			
2500-9010-0-0000-0000-866000-000-00-0000	\$400.00	\$76.70	\$476.70
2500-9010-0-0000-0000-868100-000-00-0000	\$7,000.00	\$4,079.80	\$11,079.80
***Income Total	<u>\$7,400.00</u>	<u>\$4,156.50</u>	<u>\$11,556.50</u>
Expenses			
2500-9010-0-0000-8100-580000-000-00-0000	\$1,250.00	(\$1,250.00)	\$0.00
	<u>\$1,250.00</u>	<u>(\$1,250.00)</u>	<u>\$0.00</u>
Balance Sheet Accounts			
2500-9010-0-0000-0000-974000-000-00-0000	\$0.00	\$48,795.86	\$48,795.86
***Balance Sheet Account Total	<u>\$0.00</u>	<u>\$48,795.86</u>	<u>\$48,795.86</u>
Fund Totals			
Total: Income	\$7,400.00	\$4,156.50	\$11,556.50
Total: Expenses	\$1,250.00	(\$1,250.00)	\$0.00
Total: Balance Sheet Accounts	\$0.00	\$48,795.86	\$48,795.86

Pending Budget Revision
Control Number 20230005
 Resolution No. R-09-11-2023

Fund: 3500 SCHOOL FACILITY PROGRAM

FD---RE---Y-GO---FN---OB-----SI--L1-L2	Revised	Adjustments	Proposed
Income			
3500-0000-0-0000-0000-866000-000-00-0000	\$25,000.00	(\$13,533.29)	\$11,466.71
3500-0000-0-0000-0000-891900-000-00-0000	\$0.00	\$306,523.26	\$306,523.26
***Income Total	<u>\$25,000.00</u>	<u>\$292,989.97</u>	<u>\$317,989.97</u>
Expenses			
3500-0000-0-0000-8500-620000-649-00-0000	\$149,261.25	(\$149,261.25)	\$0.00
3500-0000-0-0000-8500-620000-647-00-0000	\$37,005.00	(\$2,137.40)	\$34,867.60
3500-7710-0-0000-8500-620000-525-00-7586	\$541,261.67	(\$472,186.96)	\$69,074.71
3500-0000-0-0000-8500-620000-525-00-7586	\$0.00	\$472,280.46	\$472,280.46
3500-0000-0-0000-8500-620010-649-00-0000	\$2,859.00	\$4,289.64	\$7,148.64
3500-0000-0-0000-8500-620010-424-10-7592	\$127,327.00	(\$104,894.52)	\$22,432.48
3500-0000-0-0000-8500-620020-647-00-0000	\$5,000.00	(\$5,000.00)	\$0.00
3500-0000-0-0000-8500-620030-647-00-0000	\$100.00	\$385.00	\$485.00
3500-0000-0-0000-8500-620030-649-00-0000	\$24,000.00	(\$21,900.00)	\$2,100.00
3500-0000-0-0000-9300-761900-000-00-0000	\$0.00	\$306,564.96	\$306,564.96
3500-0000-0-0000-8500-580010-647-00-0000	\$2,000.00	(\$2,000.00)	\$0.00
3500-0000-0-0000-8500-580010-424-10-7592	\$0.00	\$897.82	\$897.82
***Expense Total	<u>\$888,813.92</u>	<u>\$27,037.75</u>	<u>\$915,851.67</u>
Balance Sheet Accounts			
3500-0000-0-0000-0000-978000-000-00-0000	\$0.00	\$863,813.92	\$863,813.92
***Balance Sheet Account Total	<u>\$0.00</u>	<u>\$863,813.92</u>	<u>\$863,813.92</u>
Fund Totals			
Total: Income	\$25,000.00	\$292,989.97	\$317,989.97
Total: Expenses	\$888,813.92	\$27,037.75	\$915,851.67
Total: Balance Sheet Accounts	\$0.00	\$863,813.92	\$863,813.92

Pending Budget Revision
Control Number 20230005
 ResolutionNo. R-09-11-2023

Fund: 3510 SCHOOL FACILITY PROGRAM

FD---RE---Y-GO---FN---OB-----SI--L1-L2	Revised	Adjustments	Proposed
Income			
3510-0000-0-0000-0000-899000-000-00-0000	\$0.00	(\$41.70)	(\$41.70)
3510-7710-0-0000-0000-899000-000-00-0000	\$0.00	\$83.40	\$83.40
3510-7710-0-0000-0000-866000-000-00-0000	\$1,000.00	(\$1,000.00)	\$0.00
***Income Total	<u>\$1,000.00</u>	<u>(\$958.30)</u>	<u>\$41.70</u>
Fund Totals			
Total: Income	\$1,000.00	(\$958.30)	\$41.70
Total: Expenses	\$0.00	\$0.00	\$0.00
Total: Balance Sheet Accounts	\$0.00	\$0.00	\$0.00

Pending Budget Revision
Control Number 20230005

ResolutionNo. R-09-11-2023

Fund: 4000 Special Reserve - Capital Outlay

FD---RE---Y-GO---FN---OB-----SI--L1-L2	Revised	Adjustments	Proposed
Income			
4000-0000-0-0000-0000-891900-000-00-0000	\$0.00	\$115,080.91	\$115,080.91
4000-0000-0-0000-0000-866000-000-00-0000	\$1,000.00	(\$1,000.00)	\$0.00
4000-0000-0-0000-0000-829000-424-10-7592	\$477,478.00	(\$477,478.00)	\$0.00
***Income Total	<u>\$478,478.00</u>	<u>(\$363,397.09)</u>	<u>\$115,080.91</u>
Expenses			
4000-0000-0-0000-8500-620000-647-80-0000	\$178,503.00	(\$26,885.50)	\$151,617.50
4000-0000-0-0000-8500-620010-424-10-7592	\$477,478.00	(\$393,356.21)	\$84,121.79
4000-0000-0-0000-8500-620030-647-80-0000	\$1,940.00	\$16.95	\$1,956.95
4000-0000-0-0000-8500-620030-424-20-7592	\$0.00	\$5,193.61	\$5,193.61
4000-0000-0-0000-8500-580010-424-10-7592	\$0.00	\$3,366.81	\$3,366.81
***Expense Total	<u>\$657,921.00</u>	<u>(\$411,664.34)</u>	<u>\$246,256.66</u>
Balance Sheet Accounts			
4000-0000-0-0000-0000-978000-000-00-0000	\$37,981.26	\$940.00	\$38,921.26
***Balance Sheet Account Total	<u>\$37,981.26</u>	<u>\$940.00</u>	<u>\$38,921.26</u>
Fund Totals			
Total: Income	\$478,478.00	(\$363,397.09)	\$115,080.91
Total: Expenses	\$657,921.00	(\$411,664.34)	\$246,256.66
Total: Balance Sheet Accounts	\$37,981.26	\$940.00	\$38,921.26

G = General
Ledger Data; S =
Supplemental
Data

Form	Description	Data Supplied For:	
		2022-23 Unaudited Actuals	2023-24 Budget
01	General Fund/County School Service Fund	GS	GS
08	Student Activity Special Revenue Fund		
09	Charter Schools Special Revenue Fund		
10	Special Education Pass-Through Fund		
11	Adult Education Fund		
12	Child Development Fund		
13	Cafeteria Special Revenue Fund	G	G
14	Deferred Maintenance Fund	G	G
15	Pupil Transportation Equipment Fund		
17	Special Reserve Fund for Other Than Capital Outlay Projects		
18	School Bus Emissions Reduction Fund		
19	Foundation Special Revenue Fund		
20	Special Reserve Fund for Postemployment Benefits	G	G
21	Building Fund		
25	Capital Facilities Fund	G	G
30	State School Building Lease-Purchase Fund		
35	County School Facilities Fund	G	G
40	Special Reserve Fund for Capital Outlay Projects	G	G
49	Capital Project Fund for Blended Component Units		

51	Bond Interest and Redemption Fund		
52	Debt Service Fund for Blended Component Units		
53	Tax Override Fund		
56	Debt Service Fund		
57	Foundation Permanent Fund		
61	Cafeteria Enterprise Fund		
62	Charter Schools Enterprise Fund		
63	Other Enterprise Fund		
66	Warehouse Revolving Fund		
67	Self-Insurance Fund		
71	Retiree Benefit Fund		
73	Foundation Private-Purpose Trust Fund		
76	Warrant/Pass-Through Fund		
95	Student Body Fund		
A	Average Daily Attendance	S	S
ASSET	Schedule of Capital Assets	S	
CA	Unaudited Actuals Certification	S	
CAT	Schedule for Categoricals		
CEA	Current Expense Formula/Minimum Classroom Comp. - Actuals	GS	
DEBT	Schedule of Long-Term Liabilities	S	
ESMOE	Every Student Succeeds Act Maintenance of Effort	GS	
GANN	Appropriations Limit Calculations	GS	GS
ICR	Indirect Cost Rate Worksheet	GS	
L	Lottery Report	GS	
PCRAF	Program Cost Report Schedule of Allocation Factors	GS	

PCR	Program Cost Report	GS	
SEA	Special Education Revenue Allocations		
SEAS	Special Education Revenue Allocations Setup (SELPA Selection)	S	S
SIAA	Summary of Interfund Activities - Actuals	G	

Unaudited Actuals
General Fund
Unrestricted and Restricted
Expenditures by Object

Description	Resource Codes	Object Codes	2022-23 Unaudited Actuals			2023-24 Budget			% Diff Column C & F
			Unrestricted (A)	Restricted (B)	Total Fund col. A + B (C)	Unrestricted (D)	Restricted (E)	Total Fund col. D + E (F)	
A. REVENUES									
1) LCFF Sources		8010-8099	19,450,566.82	0.00	19,450,566.82	20,222,215.00	0.00	20,222,215.00	4.0%
2) Federal Revenue		8100-8299	9,397,933.18	1,945,392.70	11,343,325.88	8,481,495.07	2,437,739.01	10,919,234.08	-3.7%
3) Other State Revenue		8300-8599	723,085.31	6,207,742.84	6,930,828.15	791,604.00	3,824,076.00	4,615,680.00	-33.4%
4) Other Local Revenue		8600-8799	489,090.53	743,077.08	1,232,167.61	150,436.76	796,499.00	946,935.76	-23.1%
5) TOTAL, REVENUES			30,060,675.84	8,896,212.62	38,956,888.46	29,645,750.83	7,058,314.01	36,704,064.84	-5.8%
B. EXPENDITURES									
1) Certificated Salaries		1000-1999	12,040,551.79	1,658,491.62	13,699,043.41	13,294,555.00	1,356,033.34	14,650,588.34	6.9%
2) Classified Salaries		2000-2999	3,871,734.68	712,351.20	4,584,085.88	4,059,450.00	807,265.31	4,866,715.31	6.2%
3) Employee Benefits		3000-3999	6,766,918.02	2,006,141.83	8,773,059.85	7,287,425.69	2,298,247.08	9,585,672.77	9.3%
4) Books and Supplies		4000-4999	814,945.52	613,684.22	1,428,629.74	1,076,172.95	1,619,777.12	2,695,950.07	88.7%
5) Services and Other Operating Expenditures		5000-5999	2,166,796.77	1,340,934.30	3,507,731.07	2,317,334.89	2,233,158.38	4,550,493.27	29.7%
6) Capital Outlay		6000-6999	596,023.05	199,864.74	795,887.79	581,365.00	566,108.67	1,147,473.67	44.2%
7) Other Outgo (excluding Transfers of Indirect Costs)		7100-7299 7400-7499	84,757.00	98,420.00	183,177.00	78,485.00	269,225.00	347,710.00	89.8%
8) Other Outgo - Transfers of Indirect Costs		7300-7399	(196,787.61)	129,087.44	(67,700.17)	(205,830.00)	205,830.00	0.00	-100.0%
9) TOTAL, EXPENDITURES			26,144,939.22	6,758,975.35	32,903,914.57	28,488,958.53	9,355,644.90	37,844,603.43	15.0%
C. EXCESS (DEFICIENCY) OF REVENUES OVER EXPENDITURES BEFORE OTHER FINANCING SOURCES AND USES (A5 - B9)									
			3,915,736.62	2,137,237.27	6,052,973.89	1,156,792.30	(2,297,330.89)	(1,140,538.59)	-118.8%
D. OTHER FINANCING SOURCES/USES									
1) Interfund Transfers									
a) Transfers In		8900-8929	303,181.96	15,732.73	318,914.69	303,182.00	0.00	303,182.00	-4.9%
b) Transfers Out		7600-7629	333,589.73	0.00	333,589.73	272,490.72	0.00	272,490.72	-18.3%
2) Other Sources/Uses									
a) Sources		8930-8979	0.00	0.00	0.00	0.00	0.00	0.00	0.0%
b) Uses		7630-7699	0.00	0.00	0.00	0.00	0.00	0.00	0.0%
3) Contributions		8980-8999	(2,131,213.28)	2,131,213.28	0.00	(1,983,568.46)	1,983,568.46	0.00	0.0%
4) TOTAL, OTHER FINANCING SOURCES/USES			(2,161,621.05)	2,146,946.01	(14,675.04)	(1,952,877.18)	1,983,568.46	30,691.28	-309.1%
E. NET INCREASE (DECREASE) IN FUND BALANCE (C + D4)									
			1,754,115.57	4,284,183.28	6,038,298.85	(796,084.88)	(313,762.43)	(1,109,847.31)	-118.4%
F. FUND BALANCE, RESERVES									
1) Beginning Fund Balance									
a) As of July 1 - Unaudited		9791	17,645,250.01	2,317,562.97	19,962,812.98	19,399,365.58	6,601,746.25	26,001,111.83	30.2%
b) Audit Adjustments		9793	0.00	0.00	0.00	0.00	0.00	0.00	0.0%

Unaudited Actuals
General Fund
Unrestricted and Restricted
Expenditures by Object

Description	Resource Codes	Object Codes	2022-23 Unaudited Actuals			2023-24 Budget			% Diff Column C & F
			Unrestricted (A)	Restricted (B)	Total Fund col. A + B (C)	Unrestricted (D)	Restricted (E)	Total Fund col. D + E (F)	
c) As of July 1 - Audited (F1a + F1b)			17,645,250.01	2,317,562.97	19,962,812.98	19,399,365.58	6,601,746.25	26,001,111.83	30.2%
d) Other Restatements		9795	0.00	0.00	0.00	0.00	0.00	0.00	0.0%
e) Adjusted Beginning Balance (F1c + F1d)			17,645,250.01	2,317,562.97	19,962,812.98	19,399,365.58	6,601,746.25	26,001,111.83	30.2%
2) Ending Balance, June 30 (E + F1e)			19,399,365.58	6,601,746.25	26,001,111.83	18,603,280.70	6,287,983.82	24,891,264.52	-4.3%
Components of Ending Fund Balance									
a) Nonspendable									
Revolving Cash		9711	2,500.00	0.00	2,500.00	2,500.00	0.00	2,500.00	0.0%
Stores		9712	0.00	0.00	0.00	0.00	0.00	0.00	0.0%
Prepaid Items		9713	94,587.48	0.00	94,587.48	0.00	0.00	0.00	-100.0%
All Others		9719	0.00	0.00	0.00	0.00	0.00	0.00	0.0%
b) Restricted		9740	0.00	6,601,746.29	6,601,746.29	0.00	6,287,983.86	6,287,983.86	-4.8%
c) Committed									
Stabilization Arrangements		9750	0.00	0.00	0.00	0.00	0.00	0.00	0.0%
Other Commitments		9760	0.00	0.00	0.00	0.00	0.00	0.00	0.0%
d) Assigned									
Other Assignments		9780	4,000,000.00	0.00	4,000,000.00	4,000,000.00	0.00	4,000,000.00	0.0%
e) Unassigned/Unappropriated									
Reserve for Economic Uncertainties		9789	996,000.00	0.00	996,000.00	1,100,000.00	0.00	1,100,000.00	10.4%
Unassigned/Unappropriated Amount		9790	14,306,278.10	(.04)	14,306,278.06	13,500,780.70	(.04)	13,500,780.66	-5.6%
G. ASSETS									
1) Cash									
a) in County Treasury		9110	20,713,169.26	6,771,075.03	27,484,244.29				
1) Fair Value Adjustment to Cash in County Treasury		9111	0.00	0.00	0.00				
b) in Banks		9120	0.00	0.00	0.00				
c) in Revolving Cash Account		9130	2,500.00	0.00	2,500.00				
d) with Fiscal Agent/Trustee		9135	0.00	0.00	0.00				
e) Collections Awaiting Deposit		9140	0.00	0.00	0.00				
2) Investments		9150	0.00	0.00	0.00				
3) Accounts Receivable		9200	58,558.33	746,580.72	805,139.05				
4) Due from Grantor Government		9290	0.00	0.00	0.00				
5) Due from Other Funds		9310	194,025.97	16,088.46	210,114.43				
6) Stores		9320	0.00	0.00	0.00				
7) Prepaid Expenditures		9330	94,587.48	0.00	94,587.48				
8) Other Current Assets		9340	0.00	0.00	0.00				

Unaudited Actuals
General Fund
Unrestricted and Restricted
Expenditures by Object

Description	Resource Codes	Object Codes	2022-23 Unaudited Actuals			2023-24 Budget			% Diff Column C & F
			Unrestricted (A)	Restricted (B)	Total Fund col. A + B (C)	Unrestricted (D)	Restricted (E)	Total Fund col. D + E (F)	
9) Lease Receivable		9380	0.00	0.00	0.00				
10) TOTAL, ASSETS			21,062,841.04	7,533,744.21	28,596,585.25				
H. DEFERRED OUTFLOWS OF RESOURCES									
1) Deferred Outflows of Resources		9490	0.00	0.00	0.00				
2) TOTAL, DEFERRED OUTFLOWS			0.00	0.00	0.00				
I. LIABILITIES									
1) Accounts Payable		9500	1,488,838.60	45,717.98	1,534,556.58				
2) Due to Grantor Governments		9590	0.00	0.00	0.00				
3) Due to Other Funds		9610	174,636.86	2,045.74	176,682.60				
4) Current Loans		9640	0.00	0.00	0.00				
5) Unearned Revenue		9650	0.00	884,234.24	884,234.24				
6) TOTAL, LIABILITIES			1,663,475.46	931,997.96	2,595,473.42				
J. DEFERRED INFLOWS OF RESOURCES									
1) Deferred Inflows of Resources		9690	0.00	0.00	0.00				
2) TOTAL, DEFERRED INFLOWS			0.00	0.00	0.00				
K. FUND EQUITY									
Ending Fund Balance, June 30 (must agree with line F2) (G10 + H2) - (I6 + J2)			19,399,365.58	6,601,746.25	26,001,111.83				
LCFF SOURCES									
Principal Apportionment									
State Aid - Current Year		8011	17,146,194.00	0.00	17,146,194.00	14,703,576.00	0.00	14,703,576.00	-14.2%
Education Protection Account State Aid - Current Year		8012	1,415,307.00	0.00	1,415,307.00	4,847,429.00	0.00	4,847,429.00	242.5%
State Aid - Prior Years		8019	6,406.00	0.00	6,406.00	22,438.00	0.00	22,438.00	250.3%
Tax Relief Subventions									
Homeowners' Exemptions		8021	24,041.55	0.00	24,041.55	7,060.00	0.00	7,060.00	-70.6%
Timber Yield Tax		8022	0.00	0.00	0.00	0.00	0.00	0.00	0.0%
Other Subventions/In-Lieu Taxes		8029	86.74	0.00	86.74	0.00	0.00	0.00	-100.0%
County & District Taxes									
Secured Roll Taxes		8041	890,778.05	0.00	890,778.05	832,862.00	0.00	832,862.00	-6.5%
Unsecured Roll Taxes		8042	54,546.37	0.00	54,546.37	55,734.00	0.00	55,734.00	2.2%
Prior Years' Taxes		8043	33,410.87	0.00	33,410.87	0.00	0.00	0.00	-100.0%
Supplemental Taxes		8044	37,543.87	0.00	37,543.87	34,200.00	0.00	34,200.00	-8.9%
Education Revenue Augmentation Fund (ERAF)		8045	(169,624.58)	0.00	(169,624.58)	(289,401.00)	0.00	(289,401.00)	70.6%

Unaudited Actuals
General Fund
Unrestricted and Restricted
Expenditures by Object

Description	Resource Codes	Object Codes	2022-23 Unaudited Actuals			2023-24 Budget			% Diff Column C & F
			Unrestricted (A)	Restricted (B)	Total Fund col. A + B (C)	Unrestricted (D)	Restricted (E)	Total Fund col. D + E (F)	
Community Redevelopment Funds (SB 617/699/1992)		8047	11,876.95	0.00	11,876.95	8,317.00	0.00	8,317.00	-30.0%
Penalties and Interest from Delinquent Taxes		8048	0.00	0.00	0.00	0.00	0.00	0.00	0.0%
Miscellaneous Funds (EC 41604)									
Royalties and Bonuses		8081	0.00	0.00	0.00	0.00	0.00	0.00	0.0%
Other In-Lieu Taxes		8082	0.00	0.00	0.00	0.00	0.00	0.00	0.0%
Less: Non-LCFF (50%) Adjustment		8089	0.00	0.00	0.00	0.00	0.00	0.00	0.0%
Subtotal, LCFF Sources			19,450,566.82	0.00	19,450,566.82	20,222,215.00	0.00	20,222,215.00	4.0%
LCFF Transfers									
Unrestricted LCFF Transfers - Current Year	0000	8091	0.00		0.00	0.00		0.00	0.0%
All Other LCFF Transfers - Current Year	All Other	8091	0.00	0.00	0.00	0.00	0.00	0.00	0.0%
Transfers to Charter Schools in Lieu of Property Taxes		8096	0.00	0.00	0.00	0.00	0.00	0.00	0.0%
Property Taxes Transfers		8097	0.00	0.00	0.00	0.00	0.00	0.00	0.0%
LCFF/Revenue Limit Transfers - Prior Years		8099	0.00	0.00	0.00	0.00	0.00	0.00	0.0%
TOTAL, LCFF SOURCES			19,450,566.82	0.00	19,450,566.82	20,222,215.00	0.00	20,222,215.00	4.0%
FEDERAL REVENUE									
Maintenance and Operations		8110	8,793,035.11	0.00	8,793,035.11	7,876,597.00	0.00	7,876,597.00	-10.4%
Special Education Entitlement		8181	0.00	71,839.00	71,839.00	0.00	75,241.00	75,241.00	4.7%
Special Education Discretionary Grants		8182	0.00	34,975.00	34,975.00	0.00	19,468.00	19,468.00	-44.3%
Child Nutrition Programs		8220	0.00	0.00	0.00	0.00	0.00	0.00	0.0%
Donated Food Commodities		8221	0.00	0.00	0.00	0.00	0.00	0.00	0.0%
Forest Reserve Funds		8260	0.00	0.00	0.00	0.00	0.00	0.00	0.0%
Flood Control Funds		8270	0.00	0.00	0.00	0.00	0.00	0.00	0.0%
Wildlife Reserve Funds		8280	0.00	0.00	0.00	0.00	0.00	0.00	0.0%
FEMA		8281	0.00	0.00	0.00	0.00	0.00	0.00	0.0%
Interagency Contracts Between LEAs		8285	0.00	0.00	0.00	0.00	0.00	0.00	0.0%
Pass-Through Revenues from Federal Sources		8287	0.00	0.00	0.00	0.00	0.00	0.00	0.0%
Title I, Part A, Basic	3010	8290		323,653.55	323,653.55		268,924.00	268,924.00	-16.9%
Title I, Part D, Local Delinquent Programs	3025	8290		0.00	0.00		0.00	0.00	0.0%
Title II, Part A, Supporting Effective Instruction	4035	8290		26,827.76	26,827.76		45,500.00	45,500.00	69.6%
Title III, Part A, Immigrant Student Program	4201	8290		0.00	0.00		0.00	0.00	0.0%
Title III, Part A, English Learner Program	4203	8290		15,256.44	15,256.44		14,931.00	14,931.00	-2.1%
Public Charter Schools Grant Program (PCSGP)	4610	8290		0.00	0.00		0.00	0.00	0.0%

Unaudited Actuals
General Fund
Unrestricted and Restricted
Expenditures by Object

Description	Resource Codes	Object Codes	2022-23 Unaudited Actuals			2023-24 Budget			% Diff Column C & F
			Unrestricted (A)	Restricted (B)	Total Fund col. A + B (C)	Unrestricted (D)	Restricted (E)	Total Fund col. D + E (F)	
Other NCLB / Every Student Succeeds Act	3040, 3060, 3061, 3110, 3150, 3155, 3180, 3182, 4037, 4123, 4124, 4126, 4127, 4128, 5630	8290		35,682.53	35,682.53		29,000.00	29,000.00	-18.7%
Career and Technical Education	3500-3599	8290		0.00	0.00		0.00	0.00	0.0%
All Other Federal Revenue	All Other	8290	604,898.07	1,437,158.42	2,042,056.49	604,898.07	1,984,675.01	2,589,573.08	26.8%
TOTAL, FEDERAL REVENUE			9,397,933.18	1,945,392.70	11,343,325.88	8,481,495.07	2,437,739.01	10,919,234.08	-3.7%
OTHER STATE REVENUE									
Other State Apportionments									
ROC/P Entitlement									
Prior Years	6360	8319		0.00	0.00		0.00	0.00	0.0%
Special Education Master Plan									
Current Year	6500	8311		0.00	0.00		0.00	0.00	0.0%
Prior Years	6500	8319		0.00	0.00		0.00	0.00	0.0%
All Other State Apportionments - Current Year	All Other	8311	0.00	0.00	0.00	0.00	0.00	0.00	0.0%
All Other State Apportionments - Prior Years	All Other	8319	0.00	0.00	0.00	0.00	0.00	0.00	0.0%
Child Nutrition Programs		8520	0.00	381,578.00	381,578.00	0.00	0.00	0.00	-100.0%
Mandated Costs Reimbursements		8550	36,892.88	0.00	36,892.88	55,817.00	0.00	55,817.00	51.3%
Lottery - Unrestricted and Instructional Materials		8560	330,347.99	166,039.24	496,387.23	274,200.00	89,572.00	363,772.00	-26.7%
Tax Relief Subventions									
Restricted Levies - Other									
Homeowners' Exemptions		8575	0.00	0.00	0.00	0.00	0.00	0.00	0.0%
Other Subventions/In-Lieu Taxes		8576	0.00	0.00	0.00	0.00	0.00	0.00	0.0%
Pass-Through Revenues from									
State Sources		8587	0.00	0.00	0.00	0.00	0.00	0.00	0.0%
After School Education and Safety (ASES)	6010	8590		0.00	0.00		0.00	0.00	0.0%
Charter School Facility Grant	6030	8590		0.00	0.00		0.00	0.00	0.0%
Drug/Alcohol/Tobacco Funds	6650, 6690, 6695	8590		0.00	0.00		0.00	0.00	0.0%
California Clean Energy Jobs Act	6230	8590		0.00	0.00		0.00	0.00	0.0%
Career Technical Education Incentive Grant Program	6387	8590		0.00	0.00		0.00	0.00	0.0%
American Indian Early Childhood Education	7210	8590		49,075.92	49,075.92		53,583.00	53,583.00	9.2%
Specialized Secondary	7370	8590		0.00	0.00		0.00	0.00	0.0%
All Other State Revenue	All Other	8590	355,844.44	5,611,049.68	5,966,894.12	461,587.00	3,680,921.00	4,142,508.00	-30.6%
TOTAL, OTHER STATE REVENUE			723,085.31	6,207,742.84	6,930,828.15	791,604.00	3,824,076.00	4,615,680.00	-33.4%
OTHER LOCAL REVENUE									

Unaudited Actuals
General Fund
Unrestricted and Restricted
Expenditures by Object

Description	Resource Codes	Object Codes	2022-23 Unaudited Actuals			2023-24 Budget			% Diff Column C & F
			Unrestricted (A)	Restricted (B)	Total Fund col. A + B (C)	Unrestricted (D)	Restricted (E)	Total Fund col. D + E (F)	
Other Local Revenue									
County and District Taxes									
Other Restricted Levies									
Secured Roll		8615	0.00	0.00	0.00	0.00	0.00	0.00	0.0%
Unsecured Roll		8616	0.00	0.00	0.00	0.00	0.00	0.00	0.0%
Prior Years' Taxes		8617	0.00	0.00	0.00	0.00	0.00	0.00	0.0%
Supplemental Taxes		8618	0.00	0.00	0.00	0.00	0.00	0.00	0.0%
Non-Ad Valorem Taxes									
Parcel Taxes		8621	0.00	0.00	0.00	0.00	0.00	0.00	0.0%
Other		8622	0.00	0.00	0.00	0.00	0.00	0.00	0.0%
Community Redevelopment Funds Not Subject to LCFF Deduction		8625	0.00	2,762.08	2,762.08	0.00	0.00	0.00	-100.0%
Penalties and Interest from Delinquent Non-LCFF Taxes		8629	0.00	0.00	0.00	0.00	0.00	0.00	0.0%
Sales									
Sale of Equipment/Supplies		8631	0.00	0.00	0.00	0.00	0.00	0.00	0.0%
Sale of Publications		8632	0.00	0.00	0.00	0.00	0.00	0.00	0.0%
Food Service Sales		8634	0.00	0.00	0.00	0.00	0.00	0.00	0.0%
All Other Sales		8639	0.00	0.00	0.00	0.00	0.00	0.00	0.0%
Leases and Rentals		8650	0.00	0.00	0.00	0.00	0.00	0.00	0.0%
Interest		8660	380,197.71	0.00	380,197.71	100,000.00	0.00	100,000.00	-73.7%
Net Increase (Decrease) in the Fair Value of Investments		8662	0.00	0.00	0.00	0.00	0.00	0.00	0.0%
Fees and Contracts									
Adult Education Fees		8671	0.00	0.00	0.00	0.00	0.00	0.00	0.0%
Non-Resident Students		8672	0.00	0.00	0.00	0.00	0.00	0.00	0.0%
Transportation Fees From Individuals		8675	0.00	0.00	0.00	0.00	0.00	0.00	0.0%
Interagency Services		8677	0.00	0.00	0.00	0.00	0.00	0.00	0.0%
Mitigation/Developer Fees		8681	0.00	0.00	0.00	0.00	0.00	0.00	0.0%
All Other Fees and Contracts		8689	0.00	0.00	0.00	0.00	0.00	0.00	0.0%
Other Local Revenue									
Plus: Miscellaneous Funds Non-LCFF (50 Percent) Adjustment		8691	0.00	0.00	0.00	0.00	0.00	0.00	0.0%
Pass-Through Revenue from Local Sources		8697	0.00	0.00	0.00	0.00	0.00	0.00	0.0%
All Other Local Revenue		8699	108,892.82	0.00	108,892.82	50,436.76	0.00	50,436.76	-53.7%
Tuition		8710	0.00	0.00	0.00	0.00	0.00	0.00	0.0%

Unaudited Actuals
General Fund
Unrestricted and Restricted
Expenditures by Object

Description	Resource Codes	Object Codes	2022-23 Unaudited Actuals			2023-24 Budget			% Diff Column C & F
			Unrestricted (A)	Restricted (B)	Total Fund col. A + B (C)	Unrestricted (D)	Restricted (E)	Total Fund col. D + E (F)	
All Other Transfers In		8781-8783	0.00	0.00	0.00	0.00	0.00	0.00	0.0%
Transfers of Apportionments									
Special Education SELPA Transfers									
From Districts or Charter Schools	6500	8791		0.00	0.00		0.00	0.00	0.0%
From County Offices	6500	8792		740,315.00	740,315.00		796,499.00	796,499.00	7.6%
From JPAs	6500	8793		0.00	0.00		0.00	0.00	0.0%
ROC/P Transfers									
From Districts or Charter Schools	6360	8791		0.00	0.00		0.00	0.00	0.0%
From County Offices	6360	8792		0.00	0.00		0.00	0.00	0.0%
From JPAs	6360	8793		0.00	0.00		0.00	0.00	0.0%
Other Transfers of Apportionments									
From Districts or Charter Schools	All Other	8791	0.00	0.00	0.00	0.00	0.00	0.00	0.0%
From County Offices	All Other	8792	0.00	0.00	0.00	0.00	0.00	0.00	0.0%
From JPAs	All Other	8793	0.00	0.00	0.00	0.00	0.00	0.00	0.0%
All Other Transfers In from All Others		8799	0.00	0.00	0.00	0.00	0.00	0.00	0.0%
TOTAL, OTHER LOCAL REVENUE			489,090.53	743,077.08	1,232,167.61	150,436.76	796,499.00	946,935.76	-23.1%
TOTAL, REVENUES			30,060,675.84	8,896,212.62	38,956,888.46	29,645,750.83	7,058,314.01	36,704,064.84	-5.8%
CERTIFICATED SALARIES									
Certificated Teachers' Salaries		1100	9,870,440.91	1,374,587.60	11,245,028.51	10,948,183.00	1,274,992.34	12,223,175.34	8.7%
Certificated Pupil Support Salaries		1200	296,357.73	79,308.97	375,666.70	301,607.00	64,801.00	366,408.00	-2.5%
Certificated Supervisors' and Administrators' Salaries		1300	1,390,268.06	6,000.00	1,396,268.06	1,399,322.00	0.00	1,399,322.00	0.2%
Other Certificated Salaries		1900	483,485.09	198,595.05	682,080.14	645,443.00	16,240.00	661,683.00	-3.0%
TOTAL, CERTIFICATED SALARIES			12,040,551.79	1,658,491.62	13,699,043.41	13,294,555.00	1,356,033.34	14,650,588.34	6.9%
CLASSIFIED SALARIES									
Classified Instructional Salaries		2100	737,678.82	324,765.77	1,062,444.59	667,378.00	366,631.69	1,034,009.69	-2.7%
Classified Support Salaries		2200	771,307.62	121,960.44	893,268.06	801,922.00	115,440.00	917,362.00	2.7%
Classified Supervisors' and Administrators' Salaries		2300	422,252.02	102,607.21	524,859.23	422,252.00	102,378.00	524,630.00	0.0%
Clerical, Technical and Office Salaries		2400	880,369.47	75,847.75	956,217.22	884,166.00	106,097.50	990,263.50	3.6%
Other Classified Salaries		2900	1,060,126.75	87,170.03	1,147,296.78	1,283,732.00	116,718.12	1,400,450.12	22.1%
TOTAL, CLASSIFIED SALARIES			3,871,734.68	712,351.20	4,584,085.88	4,059,450.00	807,265.31	4,866,715.31	6.2%
EMPLOYEE BENEFITS									
STRS		3101-3102	2,223,092.05	1,524,692.86	3,747,784.91	2,332,414.57	1,719,458.61	4,051,873.18	8.1%
PERS		3201-3202	927,052.55	129,456.47	1,056,509.02	1,025,850.00	197,421.85	1,223,271.85	15.8%
OASDI/Medicare/Alternative		3301-3302	481,597.95	75,037.35	556,635.30	486,541.79	120,406.51	606,948.30	9.0%

Unaudited Actuals
General Fund
Unrestricted and Restricted
Expenditures by Object

Description	Resource Codes	Object Codes	2022-23 Unaudited Actuals			2023-24 Budget			% Diff Column C & F
			Unrestricted (A)	Restricted (B)	Total Fund col. A + B (C)	Unrestricted (D)	Restricted (E)	Total Fund col. D + E (F)	
Health and Welfare Benefits		3401-3402	2,493,970.73	236,697.72	2,730,668.45	2,701,045.00	215,164.00	2,916,209.00	6.8%
Unemployment Insurance		3501-3502	80,015.81	11,518.09	91,533.90	84,178.78	11,854.43	96,033.21	4.9%
Workers' Compensation		3601-3602	199,671.48	28,739.34	228,410.82	214,388.55	33,941.68	248,330.23	8.7%
OPEB, Allocated		3701-3702	361,517.45	0.00	361,517.45	443,007.00	0.00	443,007.00	22.5%
OPEB, Active Employees		3751-3752	0.00	0.00	0.00	0.00	0.00	0.00	0.0%
Other Employee Benefits		3901-3902	0.00	0.00	0.00	0.00	0.00	0.00	0.0%
TOTAL, EMPLOYEE BENEFITS			6,766,918.02	2,006,141.83	8,773,059.85	7,287,425.69	2,298,247.08	9,585,672.77	9.3%
BOOKS AND SUPPLIES									
Approved Textbooks and Core Curricula Materials		4100	1,845.18	187,040.74	188,885.92	40,006.16	45,607.07	85,613.23	-54.7%
Books and Other Reference Materials		4200	0.00	4,013.17	4,013.17	0.00	500.00	500.00	-87.5%
Materials and Supplies		4300	500,545.05	266,684.25	767,229.30	582,266.79	1,545,770.05	2,128,036.84	177.4%
Noncapitalized Equipment		4400	312,555.29	155,946.06	468,501.35	453,900.00	27,900.00	481,800.00	2.8%
Food		4700	0.00	0.00	0.00	0.00	0.00	0.00	0.0%
TOTAL, BOOKS AND SUPPLIES			814,945.52	613,684.22	1,428,629.74	1,076,172.95	1,619,777.12	2,695,950.07	88.7%
SERVICES AND OTHER OPERATING EXPENDITURES									
Subagreements for Services		5100	285,724.17	167,792.00	453,516.17	240,119.89	222,470.00	462,589.89	2.0%
Travel and Conferences		5200	34,932.19	26,678.12	61,610.31	61,950.00	22,554.00	84,504.00	37.2%
Dues and Memberships		5300	42,335.94	0.00	42,335.94	62,910.00	300.00	63,210.00	49.3%
Insurance		5400 - 5450	246,115.31	0.00	246,115.31	250,500.00	0.00	250,500.00	1.8%
Operations and Housekeeping Services		5500	825,144.35	0.00	825,144.35	632,619.00	0.00	632,619.00	-23.3%
Rentals, Leases, Repairs, and Noncapitalized Improvements		5600	93,206.74	73,082.54	166,289.28	147,501.00	76,435.00	223,936.00	34.7%
Transfers of Direct Costs		5710	0.00	0.00	0.00	0.00	0.00	0.00	0.0%
Transfers of Direct Costs - Interfund		5750	0.00	0.00	0.00	0.00	0.00	0.00	0.0%
Professional/Consulting Services and Operating Expenditures		5800	589,774.94	1,053,308.97	1,643,083.91	861,600.00	1,908,599.38	2,770,199.38	66.6%
Communications		5900	49,563.13	20,072.67	69,635.80	60,135.00	2,800.00	62,935.00	-9.6%
TOTAL, SERVICES AND OTHER OPERATING EXPENDITURES			2,166,796.77	1,340,934.30	3,507,731.07	2,317,334.89	2,233,158.38	4,550,493.27	29.7%
CAPITAL OUTLAY									
Land		6100	0.00	0.00	0.00	0.00	0.00	0.00	0.0%
Land Improvements		6170	0.00	0.00	0.00	0.00	0.00	0.00	0.0%
Buildings and Improvements of Buildings		6200	579,023.05	105,023.53	684,046.58	501,365.00	508,380.00	1,009,745.00	47.6%
Books and Media for New School Libraries or Major Expansion of School Libraries		6300	0.00	0.00	0.00	0.00	0.00	0.00	0.0%
Equipment		6400	0.00	31,646.22	31,646.22	80,000.00	23,728.67	103,728.67	227.8%

Unaudited Actuals
General Fund
Unrestricted and Restricted
Expenditures by Object

Description	Resource Codes	Object Codes	2022-23 Unaudited Actuals			2023-24 Budget			% Diff Column C & F
			Unrestricted (A)	Restricted (B)	Total Fund col. A + B (C)	Unrestricted (D)	Restricted (E)	Total Fund col. D + E (F)	
Equipment Replacement		6500	17,000.00	63,194.99	80,194.99	0.00	34,000.00	34,000.00	-57.6%
Lease Assets		6600	0.00	0.00	0.00	0.00	0.00	0.00	0.0%
Subscription Assets		6700	0.00	0.00	0.00	0.00	0.00	0.00	0.0%
TOTAL, CAPITAL OUTLAY			596,023.05	199,864.74	795,887.79	581,365.00	566,108.67	1,147,473.67	44.2%
OTHER OUTGO (excluding Transfers of Indirect Costs)									
Tuition									
Tuition for Instruction Under Interdistrict									
Attendance Agreements		7110	0.00	0.00	0.00	0.00	0.00	0.00	0.0%
State Special Schools		7130	0.00	0.00	0.00	0.00	0.00	0.00	0.0%
Tuition, Excess Costs, and/or Deficit Payments									
Payments to Districts or Charter Schools		7141	0.00	0.00	0.00	0.00	0.00	0.00	0.0%
Payments to County Offices		7142	84,757.00	98,420.00	183,177.00	78,485.00	269,225.00	347,710.00	89.8%
Payments to JPAs		7143	0.00	0.00	0.00	0.00	0.00	0.00	0.0%
Transfers of Pass-Through Revenues									
To Districts or Charter Schools		7211	0.00	0.00	0.00	0.00	0.00	0.00	0.0%
To County Offices		7212	0.00	0.00	0.00	0.00	0.00	0.00	0.0%
To JPAs		7213	0.00	0.00	0.00	0.00	0.00	0.00	0.0%
Special Education SELPA Transfers of Apportionments									
To Districts or Charter Schools	6500	7221		0.00	0.00		0.00	0.00	0.0%
To County Offices	6500	7222		0.00	0.00		0.00	0.00	0.0%
To JPAs	6500	7223		0.00	0.00		0.00	0.00	0.0%
ROC/P Transfers of Apportionments									
To Districts or Charter Schools	6360	7221		0.00	0.00		0.00	0.00	0.0%
To County Offices	6360	7222		0.00	0.00		0.00	0.00	0.0%
To JPAs	6360	7223		0.00	0.00		0.00	0.00	0.0%
Other Transfers of Apportionments									
All Other Transfers	All Other	7221-7223	0.00	0.00	0.00	0.00	0.00	0.00	0.0%
All Other Transfers Out to All Others		7281-7283	0.00	0.00	0.00	0.00	0.00	0.00	0.0%
All Other Transfers Out to All Others		7299	0.00	0.00	0.00	0.00	0.00	0.00	0.0%
Debt Service									
Debt Service - Interest		7438	0.00	0.00	0.00	0.00	0.00	0.00	0.0%
Other Debt Service - Principal		7439	0.00	0.00	0.00	0.00	0.00	0.00	0.0%
TOTAL, OTHER OUTGO (excluding Transfers of Indirect Costs)			84,757.00	98,420.00	183,177.00	78,485.00	269,225.00	347,710.00	89.8%
OTHER OUTGO - TRANSFERS OF INDIRECT COSTS									
Transfers of Indirect Costs		7310	(129,087.44)	129,087.44	0.00	(205,830.00)	205,830.00	0.00	0.0%

Unaudited Actuals
General Fund
Unrestricted and Restricted
Expenditures by Object

Description	Resource Codes	Object Codes	2022-23 Unaudited Actuals			2023-24 Budget			% Diff Column C & F
			Unrestricted (A)	Restricted (B)	Total Fund col. A + B (C)	Unrestricted (D)	Restricted (E)	Total Fund col. D + E (F)	
Transfers of Indirect Costs - Interfund		7350	(67,700.17)	0.00	(67,700.17)	0.00	0.00	0.00	-100.0%
TOTAL, OTHER OUTGO - TRANSFERS OF INDIRECT COSTS			(196,787.61)	129,087.44	(67,700.17)	(205,830.00)	205,830.00	0.00	-100.0%
TOTAL, EXPENDITURES			26,144,939.22	6,758,975.35	32,903,914.57	28,488,958.53	9,355,644.90	37,844,603.43	15.0%
INTERFUND TRANSFERS									
INTERFUND TRANSFERS IN									
From: Special Reserve Fund		8912	0.00	0.00	0.00	0.00	0.00	0.00	0.0%
From: Bond Interest and Redemption Fund		8914	0.00	0.00	0.00	0.00	0.00	0.00	0.0%
Other Authorized Interfund Transfers In		8919	303,181.96	15,732.73	318,914.69	303,182.00	0.00	303,182.00	-4.9%
(a) TOTAL, INTERFUND TRANSFERS IN			303,181.96	15,732.73	318,914.69	303,182.00	0.00	303,182.00	-4.9%
INTERFUND TRANSFERS OUT									
To: Child Development Fund		7611	0.00	0.00	0.00	0.00	0.00	0.00	0.0%
To: Special Reserve Fund		7612	0.00	0.00	0.00	0.00	0.00	0.00	0.0%
To State School Building Fund/County School Facilities Fund		7613	0.00	0.00	0.00	0.00	0.00	0.00	0.0%
To: Cafeteria Fund		7616	0.00	0.00	0.00	0.00	0.00	0.00	0.0%
Other Authorized Interfund Transfers Out		7619	333,589.73	0.00	333,589.73	272,490.72	0.00	272,490.72	-18.3%
(b) TOTAL, INTERFUND TRANSFERS OUT			333,589.73	0.00	333,589.73	272,490.72	0.00	272,490.72	-18.3%
OTHER SOURCES/USES									
SOURCES									
State Apportionments									
Emergency Apportionments		8931	0.00	0.00	0.00	0.00	0.00	0.00	0.0%
Proceeds									
Proceeds from Disposal of Capital Assets		8953	0.00	0.00	0.00	0.00	0.00	0.00	0.0%
Other Sources									
Transfers from Funds of Lapsed/Reorganized LEAs		8965	0.00	0.00	0.00	0.00	0.00	0.00	0.0%
Long-Term Debt Proceeds									
Proceeds from Certificates of Participation		8971	0.00	0.00	0.00	0.00	0.00	0.00	0.0%
Proceeds from Leases		8972	0.00	0.00	0.00	0.00	0.00	0.00	0.0%
Proceeds from Lease Revenue Bonds		8973	0.00	0.00	0.00	0.00	0.00	0.00	0.0%
Proceeds from SBITAs		8974	0.00	0.00	0.00	0.00	0.00	0.00	0.0%
All Other Financing Sources		8979	0.00	0.00	0.00	0.00	0.00	0.00	0.0%
(c) TOTAL, SOURCES			0.00	0.00	0.00	0.00	0.00	0.00	0.0%
USES									
Transfers of Funds from Lapsed/Reorganized LEAs		7651	0.00	0.00	0.00	0.00	0.00	0.00	0.0%

Unaudited Actuals
General Fund
Unrestricted and Restricted
Expenditures by Object

Description	Resource Codes	Object Codes	2022-23 Unaudited Actuals			2023-24 Budget			% Diff Column C & F
			Unrestricted (A)	Restricted (B)	Total Fund col. A + B (C)	Unrestricted (D)	Restricted (E)	Total Fund col. D + E (F)	
All Other Financing Uses		7699	0.00	0.00	0.00	0.00	0.00	0.00	0.0%
(d) TOTAL, USES			0.00	0.00	0.00	0.00	0.00	0.00	0.0%
CONTRIBUTIONS									
Contributions from Unrestricted Revenues		8980	(2,131,213.28)	2,131,213.28	0.00	(1,983,568.46)	1,983,568.46	0.00	0.0%
Contributions from Restricted Revenues		8990	0.00	0.00	0.00	0.00	0.00	0.00	0.0%
(e) TOTAL, CONTRIBUTIONS			(2,131,213.28)	2,131,213.28	0.00	(1,983,568.46)	1,983,568.46	0.00	0.0%
TOTAL, OTHER FINANCING SOURCES/USES (a- b + c - d + e)			(2,161,621.05)	2,146,946.01	(14,675.04)	(1,952,877.18)	1,983,568.46	30,691.28	-309.1%

Unaudited Actuals
General Fund
Unrestricted and Restricted
Expenditures by Function

Description	Function Codes	Object Codes	2022-23 Unaudited Actuals			2023-24 Budget			% Diff Column C & F
			Unrestricted (A)	Restricted (B)	Total Fund col. A + B (C)	Unrestricted (D)	Restricted (E)	Total Fund col. D + E (F)	
A. REVENUES									
1) LCFF Sources		8010-8099	19,450,566.82	0.00	19,450,566.82	20,222,215.00	0.00	20,222,215.00	4.0%
2) Federal Revenue		8100-8299	9,397,933.18	1,945,392.70	11,343,325.88	8,481,495.07	2,437,739.01	10,919,234.08	-3.7%
3) Other State Revenue		8300-8599	723,085.31	6,207,742.84	6,930,828.15	791,604.00	3,824,076.00	4,615,680.00	-33.4%
4) Other Local Revenue		8600-8799	489,090.53	743,077.08	1,232,167.61	150,436.76	796,499.00	946,935.76	-23.1%
5) TOTAL, REVENUES			30,060,675.84	8,896,212.62	38,956,888.46	29,645,750.83	7,058,314.01	36,704,064.84	-5.8%
B. EXPENDITURES (Objects 1000-7999)									
1) Instruction	1000-1999		16,128,416.94	4,248,516.20	20,376,933.14	17,642,334.76	6,847,424.84	24,489,759.60	20.2%
2) Instruction - Related Services	2000-2999		3,731,753.09	243,030.02	3,974,783.11	4,070,671.88	210,067.51	4,280,739.39	7.7%
3) Pupil Services	3000-3999		1,348,602.94	659,572.25	2,008,175.19	1,410,548.89	399,481.50	1,810,030.39	-9.9%
4) Ancillary Services	4000-4999		0.00	0.00	0.00	0.00	0.00	0.00	0.0%
5) Community Services	5000-5999		71,932.86	3,300.00	75,232.86	360.00	2,475.00	2,835.00	-96.2%
6) Enterprise	6000-6999		0.00	0.00	0.00	0.00	0.00	0.00	0.0%
7) General Administration	7000-7999		1,880,779.05	717,159.89	2,597,938.94	2,533,360.00	323,828.38	2,857,188.38	10.0%
8) Plant Services	8000-8999		2,898,697.34	788,976.99	3,687,674.33	2,753,198.00	1,303,142.67	4,056,340.67	10.0%
9) Other Outgo	9000-9999	Except 7600-7699	84,757.00	98,420.00	183,177.00	78,485.00	269,225.00	347,710.00	89.8%
10) TOTAL, EXPENDITURES			26,144,939.22	6,758,975.35	32,903,914.57	28,488,958.53	9,355,644.90	37,844,603.43	15.0%
C. EXCESS (DEFICIENCY) OF REVENUES OVER EXPENDITURES BEFORE OTHER FINANCING SOURCES AND USES (A5 - B10)									
			3,915,736.62	2,137,237.27	6,052,973.89	1,156,792.30	(2,297,330.89)	(1,140,538.59)	-118.8%
D. OTHER FINANCING SOURCES/USES									
1) Interfund Transfers									
a) Transfers In		8900-8929	303,181.96	15,732.73	318,914.69	303,182.00	0.00	303,182.00	-4.9%
b) Transfers Out		7600-7629	333,589.73	0.00	333,589.73	272,490.72	0.00	272,490.72	-18.3%
2) Other Sources/Uses									
a) Sources		8930-8979	0.00	0.00	0.00	0.00	0.00	0.00	0.0%
b) Uses		7630-7699	0.00	0.00	0.00	0.00	0.00	0.00	0.0%
3) Contributions		8980-8999	(2,131,213.28)	2,131,213.28	0.00	(1,983,568.46)	1,983,568.46	0.00	0.0%
4) TOTAL, OTHER FINANCING SOURCES/USES			(2,161,621.05)	2,146,946.01	(14,675.04)	(1,952,877.18)	1,983,568.46	30,691.28	-309.1%
E. NET INCREASE (DECREASE) IN FUND BALANCE (C + D4)									
			1,754,115.57	4,284,183.28	6,038,298.85	(796,084.88)	(313,762.43)	(1,109,847.31)	-118.4%
F. FUND BALANCE, RESERVES									
1) Beginning Fund Balance									
a) As of July 1 - Unaudited		9791	17,645,250.01	2,317,562.97	19,962,812.98	19,399,365.58	6,601,746.25	26,001,111.83	30.2%

Unaudited Actuals
General Fund
Unrestricted and Restricted
Expenditures by Function

Description	Function Codes	Object Codes	2022-23 Unaudited Actuals			2023-24 Budget			% Diff Column C & F
			Unrestricted (A)	Restricted (B)	Total Fund col. A + B (C)	Unrestricted (D)	Restricted (E)	Total Fund col. D + E (F)	
b) Audit Adjustments		9793	0.00	0.00	0.00	0.00	0.00	0.00	0.0%
c) As of July 1 - Audited (F1a + F1b)			17,645,250.01	2,317,562.97	19,962,812.98	19,399,365.58	6,601,746.25	26,001,111.83	30.2%
d) Other Restatements		9795	0.00	0.00	0.00	0.00	0.00	0.00	0.0%
e) Adjusted Beginning Balance (F1c + F1d)			17,645,250.01	2,317,562.97	19,962,812.98	19,399,365.58	6,601,746.25	26,001,111.83	30.2%
2) Ending Balance, June 30 (E + F1e)			19,399,365.58	6,601,746.25	26,001,111.83	18,603,280.70	6,287,983.82	24,891,264.52	-4.3%
Components of Ending Fund Balance									
a) Nonspendable									
Revolving Cash		9711	2,500.00	0.00	2,500.00	2,500.00	0.00	2,500.00	0.0%
Stores		9712	0.00	0.00	0.00	0.00	0.00	0.00	0.0%
Prepaid Items		9713	94,587.48	0.00	94,587.48	0.00	0.00	0.00	-100.0%
All Others		9719	0.00	0.00	0.00	0.00	0.00	0.00	0.0%
b) Restricted		9740	0.00	6,601,746.29	6,601,746.29	0.00	6,287,983.86	6,287,983.86	-4.8%
c) Committed									
Stabilization Arrangements		9750	0.00	0.00	0.00	0.00	0.00	0.00	0.0%
Other Commitments (by Resource/Object)		9760	0.00	0.00	0.00	0.00	0.00	0.00	0.0%
d) Assigned									
Other Assignments (by Resource/Object)		9780	4,000,000.00	0.00	4,000,000.00	4,000,000.00	0.00	4,000,000.00	0.0%
e) Unassigned/Unappropriated									
Reserve for Economic Uncertainties		9789	996,000.00	0.00	996,000.00	1,100,000.00	0.00	1,100,000.00	10.4%
Unassigned/Unappropriated Amount		9790	14,306,278.10	(.04)	14,306,278.06	13,500,780.70	(.04)	13,500,780.66	-5.6%

Resource	Description	2022-23 Unaudited Actuals	2023-24 Budget
2600	Expanded Learning Opportunities Program	1,307,548.26	1,263,236.26
3010	ESSA: Title I, Part A, Basic Grants Low-Income and Neglected	.50	.50
3327	Special Ed: IDEA Mental Health Allocation Plan, Part B, Sec 611	.01	.01
6266	Educator Effectiveness, FY 2021-22	308,509.69	170,837.69
6300	Lottery: Instructional Materials	478,437.79	522,402.72
6500	Special Education	103,663.97	40,390.46
6546	Mental Health-Related Services	73,940.26	73,940.26
6547	Special Education Early Intervention Preschool Grant	180,102.00	180,102.00
6762	Arts, Music, and Instructional Materials Discretionary Block Grant	532,032.00	532,032.00
7032	Child Nutrition: Kitchen Infrastructure and Training Funds - 2022 KIT Funds	381,359.00	381,359.00
7311	Classified School Employee Professional Development Block Grant	18,073.00	18,073.00
7415	Classified School Employee Summer Assistance Program	19.11	46.65
7425	Expanded Learning Opportunities (ELO) Grant	37,530.67	37,530.67
7426	Expanded Learning Opportunities (ELO) Grant: Paraprofessional Staff	61,741.89	797.17
7435	Learning Recovery Emergency Block Grant	1,879,056.00	1,879,056.00
8150	Ongoing & Major Maintenance Account (RMA: Education Code Section 17070.75)	1,208,873.08	1,157,320.41
9010	Other Restricted Local	30,859.06	30,859.06
Total, Restricted Balance		6,601,746.29	6,287,983.86

Description	Resource Codes	Object Codes	2022-23 Unaudited Actuals	2023-24 Budget	Percent Difference
A. REVENUES					
1) LCFF Sources		8010-8099	0.00	0.00	0.0%
2) Federal Revenue		8100-8299	777,813.03	712,000.00	-8.5%
3) Other State Revenue		8300-8599	904,179.06	786,200.00	-13.0%
4) Other Local Revenue		8600-8799	11,969.64	10,630.36	-11.2%
5) TOTAL, REVENUES			1,693,961.73	1,508,830.36	-10.9%
B. EXPENDITURES					
1) Certificated Salaries		1000-1999	0.00	0.00	0.0%
2) Classified Salaries		2000-2999	453,111.09	443,277.00	-2.2%
3) Employee Benefits		3000-3999	221,483.57	227,842.00	2.9%
4) Books and Supplies		4000-4999	542,578.23	620,145.06	14.3%
5) Services and Other Operating Expenditures		5000-5999	23,541.38	32,000.00	35.9%
6) Capital Outlay		6000-6999	24,709.48	0.00	-100.0%
7) Other Outgo (excluding Transfers of Indirect Costs)		7100-7299, 7400-7499	0.00	0.00	0.0%
8) Other Outgo - Transfers of Indirect Costs		7300-7399	67,700.17	64,030.44	-5.4%
9) TOTAL, EXPENDITURES			1,333,123.92	1,387,294.50	4.1%
C. EXCESS (DEFICIENCY) OF REVENUES OVER EXPENDITURES BEFORE OTHER FINANCING SOURCES AND USES (A5 - B9)			360,837.81	121,535.86	-66.3%
D. OTHER FINANCING SOURCES/USES					
1) Interfund Transfers					
a) Transfers In		8900-8929	0.00	0.00	0.0%
b) Transfers Out		7600-7629	0.00	0.00	0.0%
2) Other Sources/Uses					
a) Sources		8930-8979	0.00	0.00	0.0%
b) Uses		7630-7699	0.00	0.00	0.0%
3) Contributions		8980-8999	0.00	0.00	0.0%
4) TOTAL, OTHER FINANCING SOURCES/USES			0.00	0.00	0.0%
E. NET INCREASE (DECREASE) IN FUND BALANCE (C + D4)			360,837.81	121,535.86	-66.3%
F. FUND BALANCE, RESERVES					
1) Beginning Fund Balance					
a) As of July 1 - Unaudited		9791	263,547.44	624,385.25	136.9%
b) Audit Adjustments		9793	0.00	0.00	0.0%
c) As of July 1 - Audited (F1a + F1b)			263,547.44	624,385.25	136.9%
d) Other Restatements		9795	0.00	0.00	0.0%
e) Adjusted Beginning Balance (F1c + F1d)			263,547.44	624,385.25	136.9%
2) Ending Balance, June 30 (E + F1e)			624,385.25	745,921.11	19.5%
Components of Ending Fund Balance					
a) Nonspendable					
Revolving Cash		9711	0.00	1,500.00	New
Stores		9712	34,179.92	34,179.82	0.0%
Prepaid Items		9713	0.00	0.00	0.0%
All Others		9719	0.00	0.00	0.0%
b) Restricted		9740	590,205.33	710,255.99	20.3%
c) Committed					
Stabilization Arrangements		9750	0.00	0.00	0.0%
Other Commitments		9760	0.00	0.00	0.0%
d) Assigned					
Other Assignments		9780	0.00	0.00	0.0%
e) Unassigned/Unappropriated Reserve for Economic Uncertainties		9789	0.00	0.00	0.0%
Unassigned/Unappropriated Amount		9790	0.00	(14.70)	New
G. ASSETS					
1) Cash					
a) in County Treasury		9110	298,511.34		
1) Fair Value Adjustment to Cash in County Treasury		9111	0.00		
b) in Banks		9120	10,762.25		
c) in Revolving Cash Account		9130	0.00		
d) with Fiscal Agent/Trustee		9135	0.00		
e) Collections Awaiting Deposit		9140	0.00		
f) Investments		9150	0.00		

Description	Resource Codes	Object Codes	2022-23 Unaudited Actuals	2023-24 Budget	Percent Difference
3) Accounts Receivable		9200	377,104.19		
4) Due from Grantor Government		9290	0.00		
5) Due from Other Funds		9310	2,045.74		
6) Stores		9320	34,179.92		
7) Prepaid Expenditures		9330	0.00		
8) Other Current Assets		9340	0.00		
9) Lease Receivable		9380	0.00		
10) TOTAL, ASSETS			722,603.44		
H. DEFERRED OUTFLOWS OF RESOURCES					
1) Deferred Outflows of Resources		9490	0.00		
2) TOTAL, DEFERRED OUTFLOWS			0.00		
I. LIABILITIES					
1) Accounts Payable		9500	28,163.89		
2) Due to Grantor Governments		9590	0.00		
3) Due to Other Funds		9610	68,055.90		
4) Current Loans		9640			
5) Unearned Revenue		9650	1,998.40		
6) TOTAL, LIABILITIES			98,218.19		
J. DEFERRED INFLOWS OF RESOURCES					
1) Deferred Inflows of Resources		9690	0.00		
2) TOTAL, DEFERRED INFLOWS			0.00		
K. FUND EQUITY					
(must agree with line F2) (G10 + H2) - (I6 + J2)			624,385.25		
FEDERAL REVENUE					
Child Nutrition Programs		8220	777,813.03	712,000.00	-8.5%
Donated Food Commodities		8221	0.00	0.00	0.0%
All Other Federal Revenue		8290	0.00	0.00	0.0%
TOTAL, FEDERAL REVENUE			777,813.03	712,000.00	-8.5%
OTHER STATE REVENUE					
Child Nutrition Programs		8520	904,179.06	786,200.00	-13.0%
All Other State Revenue		8590	0.00	0.00	0.0%
TOTAL, OTHER STATE REVENUE			904,179.06	786,200.00	-13.0%
OTHER LOCAL REVENUE					
Other Local Revenue					
Sales					
Sale of Equipment/Supplies		8631	0.00	0.00	0.0%
Food Service Sales		8634	8,214.00	10,000.00	21.7%
Leases and Rentals		8650	0.00	0.00	0.0%
Interest		8660	2,396.86	500.00	-79.1%
Net Increase (Decrease) in the Fair Value of Investments		8662	0.00	0.00	0.0%
Fees and Contracts					
Interagency Services		8677	0.00	0.00	0.0%
Other Local Revenue					
All Other Local Revenue		8699	1,358.78	130.36	-90.4%
TOTAL, OTHER LOCAL REVENUE			11,969.64	10,630.36	-11.2%
TOTAL, REVENUES			1,693,961.73	1,508,830.36	-10.9%
CERTIFICATED SALARIES					
Certificated Supervisors' and Administrators' Salaries		1300	0.00	0.00	0.0%
Other Certificated Salaries		1900	0.00	0.00	0.0%
TOTAL, CERTIFICATED SALARIES			0.00	0.00	0.0%
CLASSIFIED SALARIES					
Classified Support Salaries		2200	355,078.98	341,782.00	-3.7%
Classified Supervisors' and Administrators' Salaries		2300	67,402.84	70,672.00	4.9%
Clerical, Technical and Office Salaries		2400	30,629.27	30,823.00	0.6%
Other Classified Salaries		2900	0.00	0.00	0.0%
TOTAL, CLASSIFIED SALARIES			453,111.09	443,277.00	-2.2%
EMPLOYEE BENEFITS					
STRS		3101-3102	0.00	0.00	0.0%
PERS		3201-3202	106,913.14	101,707.00	-4.9%
OASDI/Medicare/Alternative		3301-3302	33,079.78	33,490.00	1.2%

Description	Resource Codes	Object Codes	2022-23 Unaudited Actuals	2023-24 Budget	Percent Difference
Health and Welfare Benefits		3401-3402	73,807.90	85,000.00	15.2%
Unemployment Insurance		3501-3502	2,195.73	2,189.00	-0.3%
Workers' Compensation		3601-3602	5,487.02	5,456.00	-0.6%
OPEB, Allocated		3701-3702	0.00	0.00	0.0%
OPEB, Active Employees		3751-3752	0.00	0.00	0.0%
Other Employee Benefits		3901-3902	0.00	0.00	0.0%
TOTAL, EMPLOYEE BENEFITS			221,483.57	227,642.00	2.9%
BOOKS AND SUPPLIES					
Books and Other Reference Materials		4200	0.00	0.00	0.0%
Materials and Supplies		4300	55,610.79	60,000.00	7.9%
Noncapitalized Equipment		4400	0.00	0.00	0.0%
Food		4700	486,967.44	560,145.06	15.0%
TOTAL, BOOKS AND SUPPLIES			542,578.23	620,145.06	14.3%
SERVICES AND OTHER OPERATING EXPENDITURES					
Subagreements for Services		5100	0.00	0.00	0.0%
Travel and Conferences		5200	2,974.54	6,000.00	101.7%
Dues and Memberships		5300	612.94	2,000.00	226.3%
Insurance		5400-5450	0.00	0.00	0.0%
Operations and Housekeeping Services		5500	0.00	0.00	0.0%
Rentals, Leases, Repairs, and Noncapitalized Improvements		5600	13,759.25	14,000.00	1.7%
Transfers of Direct Costs		5710	0.00	0.00	0.0%
Transfers of Direct Costs - Interfund		5750	0.00	0.00	0.0%
Professional/Consulting Services and Operating Expenditures		5800	6,194.65	10,000.00	61.4%
Communications		5900	0.00	0.00	0.0%
TOTAL, SERVICES AND OTHER OPERATING EXPENDITURES			23,541.38	32,000.00	35.9%
CAPITAL OUTLAY					
Buildings and Improvements of Buildings		6200	0.00	0.00	0.0%
Equipment		6400	24,709.48	0.00	-100.0%
Equipment Replacement		6500	0.00	0.00	0.0%
Lease Assets		6600	0.00	0.00	0.0%
Subscription Assets		6700	0.00	0.00	0.0%
TOTAL, CAPITAL OUTLAY			24,709.48	0.00	-100.0%
OTHER OUTGO (excluding Transfers of Indirect Costs)					
Debt Service					
Debt Service - Interest		7438	0.00	0.00	0.0%
Other Debt Service - Principal		7439	0.00	0.00	0.0%
TOTAL, OTHER OUTGO (excluding Transfers of Indirect Costs)			0.00	0.00	0.0%
OTHER OUTGO - TRANSFERS OF INDIRECT COSTS					
Transfers of Indirect Costs - Interfund		7350	67,700.17	64,030.44	-5.4%
TOTAL, OTHER OUTGO - TRANSFERS OF INDIRECT COSTS			67,700.17	64,030.44	-5.4%
TOTAL, EXPENDITURES			1,333,123.92	1,387,294.50	4.1%
INTERFUND TRANSFERS					
INTERFUND TRANSFERS IN					
From: General Fund		8916	0.00	0.00	0.0%
Other Authorized Interfund Transfers In		8919	0.00	0.00	0.0%
(a) TOTAL, INTERFUND TRANSFERS IN			0.00	0.00	0.0%
INTERFUND TRANSFERS OUT					
Other Authorized Interfund Transfers Out		7619	0.00	0.00	0.0%
(b) TOTAL, INTERFUND TRANSFERS OUT			0.00	0.00	0.0%
OTHER SOURCES/USES					
SOURCES					
Other Sources					
Transfers from Funds of Lapsed/Reorganized LEAs		8965	0.00	0.00	0.0%
Long-Term Debt Proceeds					
Proceeds from Leases		8972	0.00	0.00	0.0%
Proceeds from SBITAs		8974	0.00	0.00	0.0%
All Other Financing Sources		8979	0.00	0.00	0.0%
(c) TOTAL, SOURCES			0.00	0.00	0.0%
USES					
Transfers of Funds from Lapsed/Reorganized LEAs		7651	0.00	0.00	0.0%

Description	Resource Codes	Object Codes	2022-23 Unaudited Actuals	2023-24 Budget	Percent Difference
All Other Financing Uses		7699	0.00	0.00	0.0%
(d) TOTAL, USES			0.00	0.00	0.0%
CONTRIBUTIONS					
Contributions from Unrestricted Revenues		8980	0.00	0.00	0.0%
Contributions from Restricted Revenues		8990	0.00	0.00	0.0%
(e) TOTAL, CONTRIBUTIONS			0.00	0.00	0.0%
TOTAL, OTHER FINANCING SOURCES/USES (a - b + c - d + e)			0.00	0.00	0.0%

Description	Function Codes	Object Codes	2022-23 Unaudited Actuals	2023-24 Budget	Percent Difference
A. REVENUES					
1) LCFF Sources		8010-8099	0.00	0.00	0.0%
2) Federal Revenue		8100-8299	777,813.03	712,000.00	-8.5%
3) Other State Revenue		8300-8599	904,179.06	786,200.00	-13.0%
4) Other Local Revenue		8600-8799	11,969.64	10,630.36	-11.2%
5) TOTAL, REVENUES			1,693,961.73	1,508,830.36	-10.9%
B. EXPENDITURES (Objects 1000-7999)					
1) Instruction	1000-1999		0.00	0.00	0.0%
2) Instruction - Related Services	2000-2999		0.00	0.00	0.0%
3) Pupil Services	3000-3999		1,265,423.75	1,323,264.06	4.6%
4) Ancillary Services	4000-4999		0.00	0.00	0.0%
5) Community Services	5000-5999		0.00	0.00	0.0%
6) Enterprise	6000-6999		0.00	0.00	0.0%
7) General Administration	7000-7999		67,700.17	64,030.44	-5.4%
8) Plant Services	8000-8999		0.00	0.00	0.0%
9) Other Outgo	9000-9999	Except 7600-7699	0.00	0.00	0.0%
10) TOTAL, EXPENDITURES			1,333,123.92	1,387,294.50	4.1%
C. EXCESS (DEFICIENCY) OF REVENUES OVER EXPENDITURES BEFORE OTHER FINANCING SOURCES AND USES (A5 - B10)			360,837.81	121,535.86	-66.3%
D. OTHER FINANCING SOURCES/USES					
1) Interfund Transfers					
a) Transfers In		8900-8929	0.00	0.00	0.0%
b) Transfers Out		7600-7629	0.00	0.00	0.0%
2) Other Sources/Uses					
a) Sources		8930-8979	0.00	0.00	0.0%
b) Uses		7630-7699	0.00	0.00	0.0%
3) Contributions		8980-8999	0.00	0.00	0.0%
4) TOTAL, OTHER FINANCING SOURCES/USES			0.00	0.00	0.0%
E. NET INCREASE (DECREASE) IN FUND BALANCE (C + D4)			360,837.81	121,535.86	-66.3%
F. FUND BALANCE, RESERVES					
1) Beginning Fund Balance					
a) As of July 1 - Unaudited		9791	263,547.44	624,385.25	136.9%
b) Audit Adjustments		9793	0.00	0.00	0.0%
c) As of July 1 - Audited (F1a + F1b)			263,547.44	624,385.25	136.9%
d) Other Restatements		9795	0.00	0.00	0.0%
e) Adjusted Beginning Balance (F1c + F1d)			263,547.44	624,385.25	136.9%
2) Ending Balance, June 30 (E + F1e)			624,385.25	745,921.11	19.5%
Components of Ending Fund Balance					
a) Nonspendable					
Revolving Cash		9711	0.00	1,500.00	New
Stores		9712	34,179.92	34,179.82	0.0%
Prepaid Items		9713	0.00	0.00	0.0%
All Others		9719	0.00	0.00	0.0%
b) Restricted		9740	590,205.33	710,255.99	20.3%
c) Committed					
Stabilization Arrangements		9750	0.00	0.00	0.0%
Other Commitments (by Resource/Object)		9760	0.00	0.00	0.0%
d) Assigned					
Other Assignments (by Resource/Object)		9780	0.00	0.00	0.0%
e) Unassigned/Unappropriated					
Reserve for Economic Uncertainties		9789	0.00	0.00	0.0%
Unassigned/Unappropriated Amount		9790	0.00	(14.70)	New

Resource	Description	2022-23 Unaudited Actuals	2023-24 Budget
5310	Child Nutrition: School Programs (e.g., School Lunch, School Breakfast, Milk, Pregnant & Lactating Students)	532,694.24	652,744.90
5466	Child Nutrition: Supply Chain Assistance (SCA) Funds	56,897.09	56,897.09
5810	Other Restricted Federal	614.00	614.00
Total, Restricted Balance		590,205.33	710,255.99

Description	Resource Codes	Object Codes	2022-23 Unaudited Actuals	2023-24 Budget	Percent Difference
A. REVENUES					
1) LCFE Sources		8010-8099	0.00	0.00	0.0%
2) Federal Revenue		8100-8299	0.00	0.00	0.0%
3) Other State Revenue		8300-8599	0.00	0.00	0.0%
4) Other Local Revenue		8600-8799	295,093.11	280,702.00	-4.9%
5) TOTAL, REVENUES			295,093.11	280,702.00	-4.9%
B. EXPENDITURES					
1) Certificated Salaries		1000-1999	0.00	0.00	0.0%
2) Classified Salaries		2000-2999	0.00	0.00	0.0%
3) Employee Benefits		3000-3999	0.00	0.00	0.0%
4) Books and Supplies		4000-4999	0.00	0.00	0.0%
5) Services and Other Operating Expenditures		5000-5999	224.45	10,000.00	4,355.3%
6) Capital Outlay		6000-6999	44,931.29	1,853,703.60	4,025.6%
7) Other Outgo (excluding Transfers of Indirect Costs)		7100-7299, 7400-7499	0.00	0.00	0.0%
8) Other Outgo - Transfers of Indirect Costs		7300-7399	0.00	0.00	0.0%
9) TOTAL, EXPENDITURES			45,155.74	1,863,703.60	4,027.3%
C. EXCESS (DEFICIENCY) OF REVENUES OVER EXPENDITURES BEFORE OTHER FINANCING SOURCES AND USES (A5 - B9)			249,937.37	(1,583,001.60)	-733.4%
D. OTHER FINANCING SOURCES/USES					
1) Interfund Transfers					
a) Transfers In		8900-8929	0.00	0.00	0.0%
b) Transfers Out		7600-7629	115,080.91	0.00	-100.0%
2) Other Sources/Uses					
a) Sources		8930-8979	0.00	0.00	0.0%
b) Uses		7630-7699	0.00	0.00	0.0%
3) Contributions		8980-8999	0.00	0.00	0.0%
4) TOTAL, OTHER FINANCING SOURCES/USES			(115,080.91)	0.00	-100.0%
E. NET INCREASE (DECREASE) IN FUND BALANCE (C + D4)			134,856.46	(1,583,001.60)	-1,273.8%
F. FUND BALANCE, RESERVES					
1) Beginning Fund Balance					
a) As of July 1 - Unaudited		9791	1,356,335.52	1,491,191.98	9.9%
b) Audit Adjustments		9793	0.00	0.00	0.0%
c) As of July 1 - Audited (F1a + F1b)			1,356,335.52	1,491,191.98	9.9%
d) Other Restatements		9795	0.00	0.00	0.0%
e) Adjusted Beginning Balance (F1c + F1d)			1,356,335.52	1,491,191.98	9.9%
2) Ending Balance, June 30 (E + F1e)			1,491,191.98	(91,809.62)	-105.2%
Components of Ending Fund Balance					
a) Nonspendable					
Revolving Cash		9711	0.00	0.00	0.0%
Stores		9712	0.00	0.00	0.0%
Prepaid Items		9713	0.00	0.00	0.0%
All Others		9719	0.00	0.00	0.0%
b) Restricted		9740	959,611.92	0.00	-100.0%
c) Committed					
Stabilization Arrangements		9750	0.00	0.00	0.0%
Other Commitments		9760	0.00	0.00	0.0%
d) Assigned					
Other Assignments		9780	531,580.06	0.00	-100.0%
e) Unassigned/Unappropriated Reserve for Economic Uncertainties		9789	0.00	0.00	0.0%
Unassigned/Unappropriated Amount		9790	0.00	(91,809.62)	New
G. ASSETS					
1) Cash					
a) in County Treasury		9110	1,501,439.38		
1) Fair Value Adjustment to Cash in County Treasury		9111	0.00		
b) in Banks		9120	0.00		
c) in Revolving Cash Account		9130	0.00		
d) with Fiscal Agent/Trustee		9135	0.00		
e) Collections Awaiting Deposit		9140	0.00		
		9150	0.00		
2) Investments					

Description	Resource Codes	Object Codes	2022-23 Unaudited Actuals	2023-24 Budget	Percent Difference
3) Accounts Receivable		9200	0.00		
4) Due from Grantor Government		9290	0.00		
5) Due from Other Funds		9310	0.00		
6) Stores		9320	0.00		
7) Prepaid Expenditures		9330	0.00		
8) Other Current Assets		9340	0.00		
9) Lease Receivable		9380	0.00		
10) TOTAL, ASSETS			1,501,439.38		
H. DEFERRED OUTFLOWS OF RESOURCES					
1) Deferred Outflows of Resources		9490	0.00		
2) TOTAL, DEFERRED OUTFLOWS			0.00		
I. LIABILITIES					
1) Accounts Payable		9500	10,247.40		
2) Due to Grantor Governments		9590	0.00		
3) Due to Other Funds		9610	0.00		
4) Current Loans		9640			
5) Unearned Revenue		9650	0.00		
6) TOTAL, LIABILITIES			10,247.40		
J. DEFERRED INFLOWS OF RESOURCES					
1) Deferred Inflows of Resources		9690	0.00		
2) TOTAL, DEFERRED INFLOWS			0.00		
K. FUND EQUITY					
(must agree with line F2) (G10 + H2) - (I6 + J2)			1,491,191.98		
LCFF SOURCES					
LCFF Transfers					
LCFF Transfers - Current Year		8091	0.00	0.00	0.0%
LCFF/Revenue Limit Transfers - Prior Years		8099	0.00	0.00	0.0%
TOTAL, LCFF SOURCES			0.00	0.00	0.0%
OTHER STATE REVENUE					
All Other State Revenue		8590	0.00	0.00	0.0%
TOTAL, OTHER STATE REVENUE			0.00	0.00	0.0%
OTHER LOCAL REVENUE					
Other Local Revenue					
Community Redevelopment Funds Not Subject to LCFF Deduction		8625	0.00	0.00	0.0%
Sales					
Sale of Equipment/Supplies		8631	0.00	0.00	0.0%
Interest		8660	23,391.11	9,500.00	-59.4%
Net Increase (Decrease) in the Fair Value of Investments		8662	0.00	0.00	0.0%
Other Local Revenue					
All Other Local Revenue		8699	271,702.00	271,202.00	-0.2%
All Other Transfers In from All Others		8799	0.00	0.00	0.0%
TOTAL, OTHER LOCAL REVENUE			295,093.11	280,702.00	-4.9%
TOTAL, REVENUES			295,093.11	280,702.00	-4.9%
CLASSIFIED SALARIES					
Classified Support Salaries		2200	0.00	0.00	0.0%
Other Classified Salaries		2900	0.00	0.00	0.0%
TOTAL, CLASSIFIED SALARIES			0.00	0.00	0.0%
EMPLOYEE BENEFITS					
STRS		3101-3102	0.00	0.00	0.0%
PERS		3201-3202	0.00	0.00	0.0%
OASDI/Medicare/Alternative		3301-3302	0.00	0.00	0.0%
Health and Welfare Benefits		3401-3402	0.00	0.00	0.0%
Unemployment Insurance		3501-3502	0.00	0.00	0.0%
Workers' Compensation		3601-3602	0.00	0.00	0.0%
OPEB, Allocated		3701-3702	0.00	0.00	0.0%
OPEB, Active Employees		3751-3752	0.00	0.00	0.0%
Other Employee Benefits		3901-3902	0.00	0.00	0.0%
TOTAL, EMPLOYEE BENEFITS			0.00	0.00	0.0%
BOOKS AND SUPPLIES					
Books and Other Reference Materials		4200	0.00	0.00	0.0%

Description	Resource Codes	Object Codes	2022-23 Unaudited Actuals	2023-24 Budget	Percent Difference
Materials and Supplies		4300	0.00	0.00	0.0%
Noncapitalized Equipment		4400	0.00	0.00	0.0%
TOTAL, BOOKS AND SUPPLIES			0.00	0.00	0.0%
SERVICES AND OTHER OPERATING EXPENDITURES					
Subagreements for Services		5100	0.00	0.00	0.0%
Travel and Conferences		5200	0.00	0.00	0.0%
Rentals, Leases, Repairs, and Noncapitalized Improvements		5600	0.00	10,000.00	New
Transfers of Direct Costs		5710	0.00	0.00	0.0%
Transfers of Direct Costs - Interfund		5750	0.00	0.00	0.0%
Professional/Consulting Services and Operating Expenditures		5800	224.45	0.00	-100.0%
TOTAL, SERVICES AND OTHER OPERATING EXPENDITURES			224.45	10,000.00	4,355.3%
CAPITAL OUTLAY					
Land Improvements		6170	1,597.15	959,611.92	59,982.8%
Buildings and Improvements of Buildings		6200	43,334.14	725,573.90	1,574.4%
Equipment		6400	0.00	168,517.78	New
Equipment Replacement		6500	0.00	0.00	0.0%
Lease Assets		6600	0.00	0.00	0.0%
Subscription Assets		6700	0.00	0.00	0.0%
TOTAL, CAPITAL OUTLAY			44,931.29	1,853,703.60	4,025.6%
OTHER OUTGO (excluding Transfers of Indirect Costs)					
Debt Service					
Debt Service - Interest		7438	0.00	0.00	0.0%
Other Debt Service - Principal		7439	0.00	0.00	0.0%
TOTAL, OTHER OUTGO (excluding Transfers of Indirect Costs)			0.00	0.00	0.0%
TOTAL, EXPENDITURES			45,155.74	1,863,703.60	4,027.3%
INTERFUND TRANSFERS					
INTERFUND TRANSFERS IN					
Other Authorized Interfund Transfers In		8919	0.00	0.00	0.0%
(a) TOTAL, INTERFUND TRANSFERS IN			0.00	0.00	0.0%
INTERFUND TRANSFERS OUT					
Other Authorized Interfund Transfers Out		7619	115,080.91	0.00	-100.0%
(b) TOTAL, INTERFUND TRANSFERS OUT			115,080.91	0.00	-100.0%
OTHER SOURCES/USES					
SOURCES					
Other Sources					
Transfers from Funds of Lapsed/Reorganized LEAs		8965	0.00	0.00	0.0%
Long-Term Debt Proceeds					
Proceeds from Leases		8972	0.00	0.00	0.0%
Proceeds from SBITAs		8974	0.00	0.00	0.0%
All Other Financing Sources		8979	0.00	0.00	0.0%
(c) TOTAL, SOURCES			0.00	0.00	0.0%
USES					
Transfers of Funds from Lapsed/Reorganized LEAs		7651	0.00	0.00	0.0%
All Other Financing Uses		7699	0.00	0.00	0.0%
(d) TOTAL, USES			0.00	0.00	0.0%
CONTRIBUTIONS					
Contributions from Unrestricted Revenues		8980	0.00	0.00	0.0%
Contributions from Restricted Revenues		8990	0.00	0.00	0.0%
(e) TOTAL, CONTRIBUTIONS			0.00	0.00	0.0%
TOTAL, OTHER FINANCING SOURCES/USES (a - b + c - d + e)			(115,080.91)	0.00	-100.0%

Description	Function Codes	Object Codes	2022-23 Unaudited Actuals	2023-24 Budget	Percent Difference
A. REVENUES					
1) LCFF Sources		8010-8099	0.00	0.00	0.0%
2) Federal Revenue		8100-8299	0.00	0.00	0.0%
3) Other State Revenue		8300-8599	0.00	0.00	0.0%
4) Other Local Revenue		8600-8799	295,093.11	280,702.00	-4.9%
5) TOTAL, REVENUES			295,093.11	280,702.00	-4.9%
B. EXPENDITURES (Objects 1000-7999)					
1) Instruction	1000-1999		0.00	0.00	0.0%
2) Instruction - Related Services	2000-2999		0.00	0.00	0.0%
3) Pupil Services	3000-3999		0.00	0.00	0.0%
4) Ancillary Services	4000-4999		0.00	0.00	0.0%
5) Community Services	5000-5999		0.00	0.00	0.0%
6) Enterprise	6000-6999		0.00	0.00	0.0%
7) General Administration	7000-7999		0.00	0.00	0.0%
8) Plant Services	8000-8999		45,155.74	1,863,703.60	4,027.3%
9) Other Outgo	9000-9999	Except 7600-7699	0.00	0.00	0.0%
10) TOTAL, EXPENDITURES			45,155.74	1,863,703.60	4,027.3%
C. EXCESS (DEFICIENCY) OF REVENUES OVER EXPENDITURES BEFORE OTHER FINANCING SOURCES AND USES (A5 - B10)			249,937.37	(1,583,001.60)	-733.4%
D. OTHER FINANCING SOURCES/USES					
1) Interfund Transfers					
a) Transfers In		8900-8929	0.00	0.00	0.0%
b) Transfers Out		7600-7629	115,080.91	0.00	-100.0%
2) Other Sources/Uses					
a) Sources		8930-8979	0.00	0.00	0.0%
b) Uses		7630-7699	0.00	0.00	0.0%
3) Contributions		8980-8999	0.00	0.00	0.0%
4) TOTAL, OTHER FINANCING SOURCES/USES			(115,080.91)	0.00	-100.0%
E. NET INCREASE (DECREASE) IN FUND BALANCE (C + D4)			134,856.46	(1,583,001.60)	-1,273.8%
F. FUND BALANCE, RESERVES					
1) Beginning Fund Balance					
a) As of July 1 - Unaudited		9791	1,356,335.52	1,491,191.98	9.9%
b) Audit Adjustments		9793	0.00	0.00	0.0%
c) As of July 1 - Audited (F1a + F1b)			1,356,335.52	1,491,191.98	9.9%
d) Other Restatements		9795	0.00	0.00	0.0%
e) Adjusted Beginning Balance (F1c + F1d)			1,356,335.52	1,491,191.98	9.9%
2) Ending Balance, June 30 (E + F1e)			1,491,191.98	(91,809.62)	-106.2%
Components of Ending Fund Balance					
a) Nonspendable					
Revolving Cash		9711	0.00	0.00	0.0%
Stores		9712	0.00	0.00	0.0%
Prepaid Items		9713	0.00	0.00	0.0%
All Others		9719	0.00	0.00	0.0%
b) Restricted		9740	959,611.92	0.00	-100.0%
c) Committed					
Stabilization Arrangements		9750	0.00	0.00	0.0%
Other Commitments (by Resource/Object)		9760	0.00	0.00	0.0%
d) Assigned					
Other Assignments (by Resource/Object)		9780	531,580.06	0.00	-100.0%
e) Unassigned/Unappropriated					
Reserve for Economic Uncertainties		9789	0.00	0.00	0.0%
Unassigned/Unappropriated Amount		9790	0.00	(91,809.62)	New

Resource	Description	2022-23 Unaudited Actuals	2023-24 Budget
8150	Ongoing & Major Maintenance Account (RMA: Education Code Section 17070.75)	959,611.92	0.00
Total, Restricted Balance		959,611.92	0.00

Description	Resource Codes	Object Codes	2022-23 Unaudited Actuals	2023-24 Budget	Percent Difference
A. REVENUES					
1) LCFF Sources		8010-8099	0.00	0.00	0.0%
2) Federal Revenue		8100-8299	0.00	0.00	0.0%
3) Other State Revenue		8300-8599	0.00	0.00	0.0%
4) Other Local Revenue		8600-8799	5,807.97	1,440.00	-75.2%
5) TOTAL, REVENUES			5,807.97	1,440.00	-75.2%
B. EXPENDITURES					
1) Certificated Salaries		1000-1999	0.00	0.00	0.0%
2) Classified Salaries		2000-2999	0.00	0.00	0.0%
3) Employee Benefits		3000-3999	0.00	0.00	0.0%
4) Books and Supplies		4000-4999	0.00	0.00	0.0%
5) Services and Other Operating Expenditures		5000-5999	0.00	0.00	0.0%
6) Capital Outlay		6000-6999	0.00	0.00	0.0%
7) Other Outgo (excluding Transfers of Indirect Costs)		7100-7299, 7400-7499	0.00	0.00	0.0%
8) Other Outgo - Transfers of Indirect Costs		7300-7399	0.00	0.00	0.0%
9) TOTAL, EXPENDITURES			0.00	0.00	0.0%
C. EXCESS (DEFICIENCY) OF REVENUES OVER EXPENDITURES BEFORE OTHER FINANCING SOURCES AND USES (A5 - B9)			5,807.97	1,440.00	-75.2%
D. OTHER FINANCING SOURCES/USES					
1) Interfund Transfers					
a) Transfers In		8900-8929	317,857.00	272,490.72	-14.3%
b) Transfers Out		7600-7629	303,181.96	303,182.00	0.0%
2) Other Sources/Uses					
a) Sources		8930-8979	0.00	0.00	0.0%
b) Uses		7630-7699	0.00	0.00	0.0%
3) Contributions		8980-8999	0.00	0.00	0.0%
4) TOTAL, OTHER FINANCING SOURCES/USES			14,675.04	(30,691.28)	-309.1%
E. NET INCREASE (DECREASE) IN FUND BALANCE (C + D4)			20,483.01	(29,251.28)	-242.8%
F. FUND BALANCE, RESERVES					
1) Beginning Fund Balance					
a) As of July 1 - Unaudited		9791	698,672.94	719,155.95	2.9%
b) Audit Adjustments		9793	0.00	0.00	0.0%
c) As of July 1 - Audited (F1a + F1b)			698,672.94	719,155.95	2.9%
d) Other Restatements		9795	0.00	0.00	0.0%
e) Adjusted Beginning Balance (F1c + F1d)			698,672.94	719,155.95	2.9%
2) Ending Balance, June 30 (E + F1e)			719,155.95	689,904.67	-4.1%
Components of Ending Fund Balance					
a) Nonspendable					
Revolving Cash		9711	0.00	0.00	0.0%
Stores		9712	0.00	0.00	0.0%
Prepaid Items		9713	0.00	0.00	0.0%
All Others		9719	0.00	0.00	0.0%
b) Restricted		9740	0.00	0.00	0.0%
c) Committed					
Stabilization Arrangements		9750	0.00	0.00	0.0%
Other Commitments		9760	0.00	0.00	0.0%
d) Assigned					
Other Assignments		9780	719,155.95	646,730.38	-10.1%
e) Unassigned/Unappropriated Reserve for Economic Uncertainties		9789	0.00	0.00	0.0%
Unassigned/Unappropriated Amount		9790	0.00	43,174.29	New
G. ASSETS					
1) Cash					
a) in County Treasury		9110	686,577.62		
1) Fair Value Adjustment to Cash in County Treasury		9111	0.00		
b) in Banks		9120	0.00		
c) in Revolving Cash Account		9130	0.00		
d) with Fiscal Agent/Trustee		9135	0.00		
e) Collections Awaiting Deposit		9140	0.00		
2) Investments		9150	0.00		

Description	Resource Codes	Object Codes	2022-23 Unaudited Actuals	2023-24 Budget	Percent Difference
3) Accounts Receivable		9200	0.00		
4) Due from Grantor Government		9290	0.00		
5) Due from Other Funds		9310	158,904.13		
6) Stores		9320	0.00		
7) Prepaid Expenditures		9330	0.00		
8) Other Current Assets		9340	0.00		
9) Lease Receivable		9380	0.00		
10) TOTAL, ASSETS			845,481.75		
H. DEFERRED OUTFLOWS OF RESOURCES					
1) Deferred Outflows of Resources		9490	0.00		
2) TOTAL, DEFERRED OUTFLOWS			0.00		
I. LIABILITIES					
1) Accounts Payable		9500	0.00		
2) Due to Grantor Governments		9590	0.00		
3) Due to Other Funds		9610	126,325.80		
4) Current Loans		9640			
5) Unearned Revenue		9650	0.00		
6) TOTAL, LIABILITIES			126,325.80		
J. DEFERRED INFLOWS OF RESOURCES					
1) Deferred Inflows of Resources		9690	0.00		
2) TOTAL, DEFERRED INFLOWS			0.00		
K. FUND EQUITY					
(must agree with line F2) (G10 + H2) - (I6 + J2)			719,155.95		
OTHER LOCAL REVENUE					
Other Local Revenue					
Interest		8660	5,807.97	1,440.00	-75.2%
Net Increase (Decrease) in the Fair Value of Investments		8662	0.00	0.00	0.0%
TOTAL, OTHER LOCAL REVENUE			5,807.97	1,440.00	-75.2%
TOTAL, REVENUES			5,807.97	1,440.00	-75.2%
INTERFUND TRANSFERS					
INTERFUND TRANSFERS IN					
From: General Fund/CSSF		8912	0.00	272,490.72	New
Other Authorized Interfund Transfers In		8919	317,857.00	0.00	-100.0%
(a) TOTAL, INTERFUND TRANSFERS IN			317,857.00	272,490.72	-14.3%
INTERFUND TRANSFERS OUT					
To: General Fund/CSSF		7612	0.00	0.00	0.0%
To: State School Building Fund/County School Facilities Fund		7613	0.00	0.00	0.0%
Other Authorized Interfund Transfers Out		7619	303,181.96	303,182.00	0.0%
(b) TOTAL, INTERFUND TRANSFERS OUT			303,181.96	303,182.00	0.0%
OTHER SOURCES/USES					
SOURCES					
Other Sources					
Transfers from Funds of Lapsed/Reorganized LEAs		8965	0.00	0.00	0.0%
(c) TOTAL, SOURCES			0.00	0.00	0.0%
USES					
Transfers of Funds from Lapsed/Reorganized LEAs		7651	0.00	0.00	0.0%
(d) TOTAL, USES			0.00	0.00	0.0%
CONTRIBUTIONS					
Contributions from Restricted Revenues		8990	0.00	0.00	0.0%
(e) TOTAL, CONTRIBUTIONS			0.00	0.00	0.0%
TOTAL, OTHER FINANCING SOURCES/USES (a - b + c - d + e)			14,675.04	(30,691.28)	-309.1%

Description	Function Codes	Object Codes	2022-23 Unaudited Actuals	2023-24 Budget	Percent Difference
A. REVENUES					
1) LCFF Sources		8010-8099	0.00	0.00	0.0%
2) Federal Revenue		8100-8299	0.00	0.00	0.0%
3) Other State Revenue		8300-8599	0.00	0.00	0.0%
4) Other Local Revenue		8600-8799	5,807.97	1,440.00	-75.2%
5) TOTAL, REVENUES			5,807.97	1,440.00	-75.2%
B. EXPENDITURES (Objects 1000-7999)					
1) Instruction	1000-1999		0.00	0.00	0.0%
2) Instruction - Related Services	2000-2999		0.00	0.00	0.0%
3) Pupil Services	3000-3999		0.00	0.00	0.0%
4) Ancillary Services	4000-4999		0.00	0.00	0.0%
5) Community Services	5000-5999		0.00	0.00	0.0%
6) Enterprise	6000-6999		0.00	0.00	0.0%
7) General Administration	7000-7999		0.00	0.00	0.0%
8) Plant Services	8000-8999		0.00	0.00	0.0%
9) Other Outgo	9000-9999	Except 7600-7699	0.00	0.00	0.0%
10) TOTAL, EXPENDITURES			0.00	0.00	0.0%
C. EXCESS (DEFICIENCY) OF REVENUES OVER EXPENDITURES BEFORE OTHER FINANCING SOURCES AND USES (A5 - B10)			5,807.97	1,440.00	-75.2%
D. OTHER FINANCING SOURCES/USES					
1) Interfund Transfers					
a) Transfers In		8900-8929	317,857.00	272,490.72	-14.3%
b) Transfers Out		7600-7629	303,181.96	303,182.00	0.0%
2) Other Sources/Uses					
a) Sources		8930-8979	0.00	0.00	0.0%
b) Uses		7630-7699	0.00	0.00	0.0%
3) Contributions		8980-8999	0.00	0.00	0.0%
4) TOTAL, OTHER FINANCING SOURCES/USES			14,675.04	(30,691.28)	-309.1%
E. NET INCREASE (DECREASE) IN FUND BALANCE (C + D4)			20,483.01	(29,251.28)	-242.8%
F. FUND BALANCE, RESERVES					
1) Beginning Fund Balance					
a) As of July 1 - Unaudited		9791	698,672.94	719,155.95	2.9%
b) Audit Adjustments		9793	0.00	0.00	0.0%
c) As of July 1 - Audited (F1a + F1b)			698,672.94	719,155.95	2.9%
d) Other Restatements		9795	0.00	0.00	0.0%
e) Adjusted Beginning Balance (F1c + F1d)			698,672.94	719,155.95	2.9%
2) Ending Balance, June 30 (E + F1e)			719,155.95	689,904.67	-4.1%
Components of Ending Fund Balance					
a) Nonspendable					
Revolving Cash		9711	0.00	0.00	0.0%
Stores		9712	0.00	0.00	0.0%
Prepaid Items		9713	0.00	0.00	0.0%
All Others		9719	0.00	0.00	0.0%
b) Restricted		9740	0.00	0.00	0.0%
c) Committed					
Stabilization Arrangements		9750	0.00	0.00	0.0%
Other Commitments (by Resource/Object)		9760	0.00	0.00	0.0%
d) Assigned					
Other Assignments (by Resource/Object)		9780	719,155.95	646,730.38	-10.1%
e) Unassigned/Unappropriated					
Reserve for Economic Uncertainties		9789	0.00	0.00	0.0%
Unassigned/Unappropriated Amount		9790	0.00	43,174.29	New

Resource	Description	2022-23 Unaudited Actuals	2023-24 Budget
Total, Restricted Balance		0.00	0.00

Description	Resource Codes	Object Codes	2022-23 Unaudited Actuals	2023-24 Budget	Percent Difference
A. REVENUES					
1) LCFF Sources		8010-8099	0.00	0.00	0.0%
2) Federal Revenue		8100-8299	0.00	0.00	0.0%
3) Other State Revenue		8300-8599	0.00	0.00	0.0%
4) Other Local Revenue		8600-8799	11,556.50	7,400.00	-36.0%
5) TOTAL, REVENUES			11,556.50	7,400.00	-36.0%
B. EXPENDITURES					
1) Certificated Salaries		1000-1999	0.00	0.00	0.0%
2) Classified Salaries		2000-2999	0.00	0.00	0.0%
3) Employee Benefits		3000-3999	0.00	0.00	0.0%
4) Books and Supplies		4000-4999	0.00	0.00	0.0%
5) Services and Other Operating Expenditures		5000-5999	0.00	1,250.00	New
6) Capital Outlay		6000-6999	0.00	0.00	0.0%
7) Other Outgo (excluding Transfers of Indirect Costs)		7100-7299, 7400-7499	0.00	0.00	0.0%
8) Other Outgo - Transfers of Indirect Costs		7300-7399	0.00	0.00	0.0%
9) TOTAL, EXPENDITURES			0.00	1,250.00	New
C. EXCESS (DEFICIENCY) OF REVENUES OVER EXPENDITURES BEFORE OTHER FINANCING SOURCES AND USES (A5 - B9)			11,556.50	6,150.00	-46.8%
D. OTHER FINANCING SOURCES/USES					
1) Interfund Transfers					
a) Transfers In		8900-8929	0.00	0.00	0.0%
b) Transfers Out		7600-7629	0.00	0.00	0.0%
2) Other Sources/Uses					
a) Sources		8930-8979	0.00	0.00	0.0%
b) Uses		7630-7699	0.00	0.00	0.0%
3) Contributions		8980-8999	0.00	0.00	0.0%
4) TOTAL, OTHER FINANCING SOURCES/USES			0.00	0.00	0.0%
E. NET INCREASE (DECREASE) IN FUND BALANCE (C + D4)			11,556.50	6,150.00	-46.8%
F. FUND BALANCE, RESERVES					
1) Beginning Fund Balance					
a) As of July 1 - Unaudited		9791	25,588.23	37,144.73	45.2%
b) Audit Adjustments		9793	0.00	0.00	0.0%
c) As of July 1 - Audited (F1a + F1b)			25,588.23	37,144.73	45.2%
d) Other Restatements		9795	0.00	0.00	0.0%
e) Adjusted Beginning Balance (F1c + F1d)			25,588.23	37,144.73	45.2%
2) Ending Balance, June 30 (E + F1e)					
Components of Ending Fund Balance					
a) Nonspendable					
Revolving Cash		9711	0.00	0.00	0.0%
Stores		9712	0.00	0.00	0.0%
Prepaid Items		9713	0.00	0.00	0.0%
All Others		9719	0.00	0.00	0.0%
b) Restricted		9740	37,144.73	43,294.73	16.6%
c) Committed					
Stabilization Arrangements		9750	0.00	0.00	0.0%
Other Commitments		9760	0.00	0.00	0.0%
d) Assigned					
Other Assignments		9780	0.00	0.00	0.0%
e) Unassigned/Unappropriated					
Reserve for Economic Uncertainties		9789	0.00	0.00	0.0%
Unassigned/Unappropriated Amount		9790	0.00	0.00	0.0%
G. ASSETS					
1) Cash					
a) in County Treasury		9110	37,144.73		
1) Fair Value Adjustment to Cash in County Treasury		9111	0.00		
b) in Banks		9120	0.00		
c) in Revolving Cash Account		9130	0.00		
d) with Fiscal Agent/Trustee		9135	0.00		
e) Collections Awaiting Deposit		9140	0.00		

Description	Resource Codes	Object Codes	2022-23 Unaudited Actuals	2023-24 Budget	Percent Difference
2) Investments		9150	0.00		
3) Accounts Receivable		9200	0.00		
4) Due from Grantor Government		9290	0.00		
5) Due from Other Funds		9310	0.00		
6) Stores		9320	0.00		
7) Prepaid Expenditures		9330	0.00		
8) Other Current Assets		9340	0.00		
9) Lease Receivable		9380	0.00		
10) TOTAL, ASSETS			37,144.73		
H. DEFERRED OUTFLOWS OF RESOURCES					
1) Deferred Outflows of Resources		9490	0.00		
2) TOTAL, DEFERRED OUTFLOWS			0.00		
I. LIABILITIES					
1) Accounts Payable		9500	0.00		
2) Due to Grantor Governments		9590	0.00		
3) Due to Other Funds		9610	0.00		
4) Current Loans		9640	0.00		
5) Unearned Revenue		9650	0.00		
6) TOTAL, LIABILITIES			0.00		
J. DEFERRED INFLOWS OF RESOURCES					
1) Deferred Inflows of Resources		9690	0.00		
2) TOTAL, DEFERRED INFLOWS			0.00		
K. FUND EQUITY					
Ending Fund Balance, June 30 (must agree with line F2) (G10 + H2) - (I6 + J2)			37,144.73		
OTHER STATE REVENUE					
Tax Relief Subventions					
Restricted Levies - Other					
Homeowners' Exemptions		8575	0.00	0.00	0.0%
Other Subventions/In-Lieu Taxes		8576	0.00	0.00	0.0%
All Other State Revenue		8590	0.00	0.00	0.0%
TOTAL, OTHER STATE REVENUE			0.00	0.00	0.0%
OTHER LOCAL REVENUE					
Other Local Revenue					
County and District Taxes					
Other Restricted Levies					
Secured Roll		8615	0.00	0.00	0.0%
Unsecured Roll		8616	0.00	0.00	0.0%
Prior Years' Taxes		8617	0.00	0.00	0.0%
Supplemental Taxes		8618	0.00	0.00	0.0%
Non-Ad Valorem Taxes					
Parcel Taxes		8621	0.00	0.00	0.0%
Other		8622	0.00	0.00	0.0%
Community Redevelopment Funds Not Subject to LCFF Deduction		8625	0.00	0.00	0.0%
Penalties and Interest from Delinquent Non-LCFF Taxes		8629	0.00	0.00	0.0%
Sales					
Sale of Equipment/Supplies		8631	0.00	0.00	0.0%
Interest		8660	476.70	400.00	-16.1%
Net Increase (Decrease) in the Fair Value of Investments		8662	0.00	0.00	0.0%
Fees and Contracts					
Mitigation/Developer Fees		8681	11,079.80	7,000.00	-36.8%
Other Local Revenue					
All Other Local Revenue		8699	0.00	0.00	0.0%
All Other Transfers In from All Others		8799	0.00	0.00	0.0%
TOTAL, OTHER LOCAL REVENUE			11,556.50	7,400.00	-36.0%
TOTAL, REVENUES			11,556.50	7,400.00	-36.0%
CERTIFICATED SALARIES					
Other Certificated Salaries		1900	0.00	0.00	0.0%
TOTAL, CERTIFICATED SALARIES			0.00	0.00	0.0%
CLASSIFIED SALARIES					
Classified Support Salaries		2200	0.00	0.00	0.0%

Description	Resource Codes	Object Codes	2022-23 Unaudited Actuals	2023-24 Budget	Percent Difference
Classified Supervisors' and Administrators' Salaries		2300	0.00	0.00	0.0%
Clerical, Technical and Office Salaries		2400	0.00	0.00	0.0%
Other Classified Salaries		2900	0.00	0.00	0.0%
TOTAL, CLASSIFIED SALARIES			0.00	0.00	0.0%
EMPLOYEE BENEFITS					
STRS		3101-3102	0.00	0.00	0.0%
PERS		3201-3202	0.00	0.00	0.0%
OASDI/Medicare/Alternative		3301-3302	0.00	0.00	0.0%
Health and Welfare Benefits		3401-3402	0.00	0.00	0.0%
Unemployment Insurance		3501-3502	0.00	0.00	0.0%
Workers' Compensation		3601-3602	0.00	0.00	0.0%
OPEB, Allocated		3701-3702	0.00	0.00	0.0%
OPEB, Active Employees		3751-3752	0.00	0.00	0.0%
Other Employee Benefits		3901-3902	0.00	0.00	0.0%
TOTAL, EMPLOYEE BENEFITS			0.00	0.00	0.0%
BOOKS AND SUPPLIES					
Approved Textbooks and Core Curricula Materials		4100	0.00	0.00	0.0%
Books and Other Reference Materials		4200	0.00	0.00	0.0%
Materials and Supplies		4300	0.00	0.00	0.0%
Noncapitalized Equipment		4400	0.00	0.00	0.0%
TOTAL, BOOKS AND SUPPLIES			0.00	0.00	0.0%
SERVICES AND OTHER OPERATING EXPENDITURES					
Subagreements for Services		5100	0.00	0.00	0.0%
Travel and Conferences		5200	0.00	0.00	0.0%
Insurance		5400-5450	0.00	0.00	0.0%
Operations and Housekeeping Services		5500	0.00	0.00	0.0%
Rentals, Leases, Repairs, and Noncapitalized Improvements		5600	0.00	0.00	0.0%
Transfers of Direct Costs		5710	0.00	0.00	0.0%
Transfers of Direct Costs - Interfund		5750	0.00	0.00	0.0%
Professional/Consulting Services and Operating Expenditures		5800	0.00	1,250.00	New
Communications		5900	0.00	0.00	0.0%
TOTAL, SERVICES AND OTHER OPERATING EXPENDITURES			0.00	1,250.00	New
CAPITAL OUTLAY					
Land		6100	0.00	0.00	0.0%
Land Improvements		6170	0.00	0.00	0.0%
Buildings and Improvements of Buildings		6200	0.00	0.00	0.0%
Books and Media for New School Libraries or Major Expansion of School Libraries		6300	0.00	0.00	0.0%
Equipment		6400	0.00	0.00	0.0%
Equipment Replacement		6500	0.00	0.00	0.0%
Lease Assets		6600	0.00	0.00	0.0%
Subscription Assets		6700	0.00	0.00	0.0%
TOTAL, CAPITAL OUTLAY			0.00	0.00	0.0%
OTHER OUTGO (excluding Transfers of Indirect Costs)					
Other Transfers Out					
All Other Transfers Out to All Others		7299	0.00	0.00	0.0%
Debt Service					
Debt Service - Interest		7438	0.00	0.00	0.0%
Other Debt Service - Principal		7439	0.00	0.00	0.0%
TOTAL, OTHER OUTGO (excluding Transfers of Indirect Costs)			0.00	0.00	0.0%
TOTAL, EXPENDITURES			0.00	1,250.00	New
INTERFUND TRANSFERS					
INTERFUND TRANSFERS IN					
Other Authorized Interfund Transfers In		8919	0.00	0.00	0.0%
(a) TOTAL, INTERFUND TRANSFERS IN			0.00	0.00	0.0%
INTERFUND TRANSFERS OUT					
To: State School Building Fund/County School Facilities Fund		7613	0.00	0.00	0.0%
Other Authorized Interfund Transfers Out		7619	0.00	0.00	0.0%
(b) TOTAL, INTERFUND TRANSFERS OUT			0.00	0.00	0.0%
OTHER SOURCES/USES					
SOURCES					

Description	Resource Codes	Object Codes	2022-23 Unaudited Actuals	2023-24 Budget	Percent Difference
Proceeds					
Proceeds from Disposal of Capital Assets		8953	0.00	0.00	0.0%
Other Sources					
Transfers from Funds of Lapsed/Reorganized LEAs		8965	0.00	0.00	0.0%
Long-Term Debt Proceeds					
Proceeds from Certificates of Participation		8971	0.00	0.00	0.0%
Proceeds from Leases		8972	0.00	0.00	0.0%
Proceeds from Lease Revenue Bonds		8973	0.00	0.00	0.0%
Proceeds from SBITAs		8974	0.00	0.00	0.0%
All Other Financing Sources		8979	0.00	0.00	0.0%
(c) TOTAL, SOURCES			0.00	0.00	0.0%
USES					
Transfers of Funds from Lapsed/Reorganized LEAs		7651	0.00	0.00	0.0%
All Other Financing Uses		7699	0.00	0.00	0.0%
(d) TOTAL, USES			0.00	0.00	0.0%
CONTRIBUTIONS					
Contributions from Unrestricted Revenues		8980	0.00	0.00	0.0%
Contributions from Restricted Revenues		8990	0.00	0.00	0.0%
(e) TOTAL, CONTRIBUTIONS			0.00	0.00	0.0%
TOTAL, OTHER FINANCING SOURCES/USES (a - b + c - d + e)			0.00	0.00	0.0%

Description	Function Codes	Object Codes	2022-23 Unaudited Actuals	2023-24 Budget	Percent Difference
A. REVENUES					
1) LCFF Sources		8010-8099	0.00	0.00	0.0%
2) Federal Revenue		8100-8299	0.00	0.00	0.0%
3) Other State Revenue		8300-8599	0.00	0.00	0.0%
4) Other Local Revenue		8600-8799	11,556.50	7,400.00	-36.0%
5) TOTAL, REVENUES			11,556.50	7,400.00	-36.0%
B. EXPENDITURES (Objects 1000-7999)					
1) Instruction	1000-1999		0.00	0.00	0.0%
2) Instruction - Related Services	2000-2999		0.00	0.00	0.0%
3) Pupil Services	3000-3999		0.00	0.00	0.0%
4) Ancillary Services	4000-4999		0.00	0.00	0.0%
5) Community Services	5000-5999		0.00	0.00	0.0%
6) Enterprise	6000-6999		0.00	0.00	0.0%
7) General Administration	7000-7999		0.00	0.00	0.0%
8) Plant Services	8000-8999		0.00	1,250.00	New
9) Other Outgo	9000-9999	Except 7600-7699	0.00	0.00	0.0%
10) TOTAL, EXPENDITURES			0.00	1,250.00	New
C. EXCESS (DEFICIENCY) OF REVENUES OVER EXPENDITURES BEFORE OTHER FINANCING SOURCES AND USES (A5 -B10)			11,556.50	6,150.00	-46.8%
D. OTHER FINANCING SOURCES/USES					
1) Interfund Transfers					
a) Transfers In		8900-8929	0.00	0.00	0.0%
b) Transfers Out		7600-7629	0.00	0.00	0.0%
2) Other Sources/Uses					
a) Sources		8930-8979	0.00	0.00	0.0%
b) Uses		7630-7699	0.00	0.00	0.0%
3) Contributions		8980-8999	0.00	0.00	0.0%
4) TOTAL, OTHER FINANCING SOURCES/USES			0.00	0.00	0.0%
E. NET INCREASE (DECREASE) IN FUND BALANCE (C + D4)			11,556.50	6,150.00	-46.8%
F. FUND BALANCE, RESERVES					
1) Beginning Fund Balance					
a) As of July 1 - Unaudited		9791	25,588.23	37,144.73	45.2%
b) Audit Adjustments		9793	0.00	0.00	0.0%
c) As of July 1 - Audited (F1a + F1b)			25,588.23	37,144.73	45.2%
d) Other Restatements		9795	0.00	0.00	0.0%
e) Adjusted Beginning Balance (F1c + F1d)			25,588.23	37,144.73	45.2%
2) Ending Balance, June 30 (E + F1e)			37,144.73	43,294.73	16.6%
Components of Ending Fund Balance					
a) Nonspendable					
Revolving Cash		9711	0.00	0.00	0.0%
Stores		9712	0.00	0.00	0.0%
Prepaid Items		9713	0.00	0.00	0.0%
All Others		9719	0.00	0.00	0.0%
b) Restricted		9740	37,144.73	43,294.73	16.6%
c) Committed					
Stabilization Arrangements		9750	0.00	0.00	0.0%
Other Commitments (by Resource/Object)		9760	0.00	0.00	0.0%
d) Assigned					
Other Assignments (by Resource/Object)		9780	0.00	0.00	0.0%
e) Unassigned/Unappropriated					
Reserve for Economic Uncertainties		9789	0.00	0.00	0.0%
Unassigned/Unappropriated Amount		9790	0.00	0.00	0.0%

	Resource	Description	2022-23 Unaudited Actuals	2023-24 Budget
	9010	Other Restricted Local	37,144.73	43,294.73
Total, Restricted Balance			37,144.73	43,294.73

Description	Resource Codes	Object Codes	2022-23 Unaudited Actuals	2023-24 Budget	Percent Difference
A. REVENUES					
1) LCFF Sources		8010-8099	0.00	0.00	0.0%
2) Federal Revenue		8100-8299	533,777.00	0.00	-100.0%
3) Other State Revenue		8300-8599	0.00	0.00	0.0%
4) Other Local Revenue		8600-8799	11,466.51	25,000.00	118.0%
5) TOTAL, REVENUES			545,243.51	25,000.00	-95.4%
B. EXPENDITURES					
1) Certificated Salaries		1000-1999	0.00	0.00	0.0%
2) Classified Salaries		2000-2999	0.00	0.00	0.0%
3) Employee Benefits		3000-3999	0.00	0.00	0.0%
4) Books and Supplies		4000-4999	0.00	0.00	0.0%
5) Services and Other Operating Expenditures		5000-5999	897.82	0.00	-100.0%
6) Capital Outlay		6000-6999	609,773.85	1,271,121.52	108.5%
7) Other Outgo (excluding Transfers of Indirect Costs)		7100-7299, 7400-7499	0.00	0.00	0.0%
8) Other Outgo - Transfers of Indirect Costs		7300-7399	0.00	0.00	0.0%
9) TOTAL, EXPENDITURES			610,671.67	1,271,121.52	108.2%
C. EXCESS (DEFICIENCY) OF REVENUES OVER EXPENDITURES BEFORE OTHER FINANCING SOURCES AND USES (A5 - B9)			(65,428.16)	(1,246,121.52)	1,804.6%
D. OTHER FINANCING SOURCES/USES					
1) Interfund Transfers					
a) Transfers In		8900-8929	306,523.26	0.00	-100.0%
b) Transfers Out		7600-7629	306,523.26	0.00	-100.0%
2) Other Sources/Uses					
a) Sources		8930-8979	0.00	0.00	0.0%
b) Uses		7630-7699	0.00	0.00	0.0%
3) Contributions		8980-8999	0.00	0.00	0.0%
4) TOTAL, OTHER FINANCING SOURCES/USES			0.00	0.00	0.0%
E. NET INCREASE (DECREASE) IN FUND BALANCE (C + D4)			(65,428.16)	(1,246,121.52)	1,804.6%
F. FUND BALANCE, RESERVES					
1) Beginning Fund Balance					
a) As of July 1 - Unaudited		9791	931,431.27	866,003.11	-7.0%
b) Audit Adjustments		9793	0.00	0.00	0.0%
c) As of July 1 - Audited (F1a + F1b)			931,431.27	866,003.11	-7.0%
d) Other Restatements		9795	0.00	0.00	0.0%
e) Adjusted Beginning Balance (F1c + F1d)			931,431.27	866,003.11	-7.0%
2) Ending Balance, June 30 (E + F1e)			866,003.11	(380,118.41)	-143.9%
Components of Ending Fund Balance					
a) Nonspendable					
Revolving Cash		9711	0.00	0.00	0.0%
Stores		9712	0.00	0.00	0.0%
Prepaid Items		9713	0.00	0.00	0.0%
All Others		9719	0.00	0.00	0.0%
b) Restricted		9740	0.00	0.00	0.0%
c) Committed					
Stabilization Arrangements		9750	0.00	0.00	0.0%
Other Commitments		9760	0.00	0.00	0.0%
d) Assigned					
Other Assignments		9780	867,460.67	211,224.75	-75.7%
e) Unassigned/Unappropriated					
Reserve for Economic Uncertainties		9789	0.00	0.00	0.0%
Unassigned/Unappropriated Amount		9790	(1,457.56)	(591,343.16)	40,470.8%
G. ASSETS					
1) Cash					
a) in County Treasury		9110	882,992.96		
1) Fair Value Adjustment to Cash in County Treasury		9111	0.00		
b) in Banks		9120	0.00		
c) in Revolving Cash Account		9130	0.00		
d) with Fiscal Agent/Trustee		9135	0.00		
e) Collections Awaiting Deposit		9140	0.00		

Description	Resource Codes	Object Codes	2022-23 Unaudited Actuals	2023-24 Budget	Percent Difference
2) Investments		9150	0.00		
3) Accounts Receivable		9200	0.00		
4) Due from Grantor Government		9290	0.00		
5) Due from Other Funds		9310	6,162.38		
6) Stores		9320	0.00		
7) Prepaid Expenditures		9330	0.00		
8) Other Current Assets		9340	0.00		
9) Lease Receivable		9380	0.00		
10) TOTAL, ASSETS			889,155.34		
H. DEFERRED OUTFLOWS OF RESOURCES					
1) Deferred Outflows of Resources		9490	0.00		
2) TOTAL, DEFERRED OUTFLOWS			0.00		
I. LIABILITIES					
1) Accounts Payable		9500	16,989.65		
2) Due to Grantor Governments		9590	0.00		
3) Due to Other Funds		9610	6,162.58		
4) Current Loans		9640	0.00		
5) Unearned Revenue		9650	0.00		
6) TOTAL, LIABILITIES			23,152.23		
J. DEFERRED INFLOWS OF RESOURCES					
1) Deferred Inflows of Resources		9690	0.00		
2) TOTAL, DEFERRED INFLOWS			0.00		
K. FUND EQUITY					
Ending Fund Balance, June 30 (must agree with line F2) (G10 + H2) - (I6 + J2)			886,003.11		
FEDERAL REVENUE					
All Other Federal Revenue		8290	533,777.00	0.00	-100.0%
TOTAL, FEDERAL REVENUE			533,777.00	0.00	-100.0%
OTHER STATE REVENUE					
School Facilities Apportionments		8545	0.00	0.00	0.0%
Pass-Through Revenues from State Sources		8587	0.00	0.00	0.0%
All Other State Revenue		8590	0.00	0.00	0.0%
TOTAL, OTHER STATE REVENUE			0.00	0.00	0.0%
OTHER LOCAL REVENUE					
Sales					
Sale of Equipment/Supplies		8631	0.00	0.00	0.0%
Leases and Rentals		8650	0.00	0.00	0.0%
Interest		8660	11,466.51	25,000.00	118.0%
Net Increase (Decrease) in the Fair Value of Investments		8662	0.00	0.00	0.0%
Other Local Revenue					
All Other Local Revenue		8699	0.00	0.00	0.0%
All Other Transfers In from All Others		8799	0.00	0.00	0.0%
TOTAL, OTHER LOCAL REVENUE			11,466.51	25,000.00	118.0%
TOTAL, REVENUES			545,243.51	25,000.00	-95.4%
CLASSIFIED SALARIES					
Classified Support Salaries		2200	0.00	0.00	0.0%
Classified Supervisors' and Administrators' Salaries		2300	0.00	0.00	0.0%
Clerical, Technical and Office Salaries		2400	0.00	0.00	0.0%
Other Classified Salaries		2900	0.00	0.00	0.0%
TOTAL, CLASSIFIED SALARIES			0.00	0.00	0.0%
EMPLOYEE BENEFITS					
STRS		3101-3102	0.00	0.00	0.0%
PERS		3201-3202	0.00	0.00	0.0%
OASDI/Medicare/Alternative		3301-3302	0.00	0.00	0.0%
Health and Welfare Benefits		3401-3402	0.00	0.00	0.0%
Unemployment Insurance		3501-3502	0.00	0.00	0.0%
Workers' Compensation		3601-3602	0.00	0.00	0.0%
OPEB, Allocated		3701-3702	0.00	0.00	0.0%
OPEB, Active Employees		3751-3752	0.00	0.00	0.0%
Other Employee Benefits		3901-3902	0.00	0.00	0.0%
TOTAL, EMPLOYEE BENEFITS			0.00	0.00	0.0%

Description	Resource Codes	Object Codes	2022-23 Unaudited Actuals	2023-24 Budget	Percent Difference
BOOKS AND SUPPLIES					
Books and Other Reference Materials		4200	0.00	0.00	0.0%
Materials and Supplies		4300	0.00	0.00	0.0%
Noncapitalized Equipment		4400	0.00	0.00	0.0%
TOTAL, BOOKS AND SUPPLIES			0.00	0.00	0.0%
SERVICES AND OTHER OPERATING EXPENDITURES					
Subagreements for Services		5100	0.00	0.00	0.0%
Travel and Conferences		5200	0.00	0.00	0.0%
Insurance		5400-5450	0.00	0.00	0.0%
Operations and Housekeeping Services		5500	0.00	0.00	0.0%
Rentals, Leases, Repairs, and Noncapitalized Improvements		5600	0.00	0.00	0.0%
Transfers of Direct Costs		5710	0.00	0.00	0.0%
Transfers of Direct Costs - Interfund		5750	0.00	0.00	0.0%
Professional/Consulting Services and Operating Expenditures		5800	897.82	0.00	-100.0%
Communications		5900	0.00	0.00	0.0%
TOTAL, SERVICES AND OTHER OPERATING EXPENDITURES			897.82	0.00	-100.0%
CAPITAL OUTLAY					
Land		6100	0.00	0.00	0.0%
Land Improvements		6170	0.00	0.00	0.0%
Buildings and Improvements of Buildings		6200	609,773.85	1,271,121.52	108.5%
Books and Media for New School Libraries or Major Expansion of School Libraries		6300	0.00	0.00	0.0%
Equipment		6400	0.00	0.00	0.0%
Equipment Replacement		6500	0.00	0.00	0.0%
Lease Assets		6600	0.00	0.00	0.0%
Subscription Assets		6700	0.00	0.00	0.0%
TOTAL, CAPITAL OUTLAY			609,773.85	1,271,121.52	108.5%
OTHER OUTGO (excluding Transfers of Indirect Costs)					
Other Transfers Out					
Transfers of Pass-Through Revenues					
To Districts or Charter Schools		7211	0.00	0.00	0.0%
To County Offices		7212	0.00	0.00	0.0%
To JPAs		7213	0.00	0.00	0.0%
All Other Transfers Out to All Others		7299	0.00	0.00	0.0%
Debt Service					
Debt Service - Interest		7438	0.00	0.00	0.0%
Other Debt Service - Principal		7439	0.00	0.00	0.0%
TOTAL, OTHER OUTGO (excluding Transfers of Indirect Costs)			0.00	0.00	0.0%
TOTAL, EXPENDITURES			610,671.67	1,271,121.52	108.2%
INTERFUND TRANSFERS					
INTERFUND TRANSFERS IN					
To: State School Building Fund/County School Facilities Fund From: All Other Funds		8913	0.00	0.00	0.0%
Other Authorized Interfund Transfers In		8919	306,523.26	0.00	-100.0%
(a) TOTAL, INTERFUND TRANSFERS IN			306,523.26	0.00	-100.0%
INTERFUND TRANSFERS OUT					
To: State School Building Fund/County School Facilities Fund		7613	0.00	0.00	0.0%
Other Authorized Interfund Transfers Out		7619	306,523.26	0.00	-100.0%
(b) TOTAL, INTERFUND TRANSFERS OUT			306,523.26	0.00	-100.0%
OTHER SOURCES/USES					
SOURCES					
Proceeds					
Proceeds from Disposal of Capital Assets		8953	0.00	0.00	0.0%
Other Sources					
Transfers from Funds of Lapsed/Reorganized LEAs		8965	0.00	0.00	0.0%
Long-Term Debt Proceeds					
Proceeds from Certificates of Participation		8971	0.00	0.00	0.0%
Proceeds from Leases		8972	0.00	0.00	0.0%
Proceeds from Lease Revenue Bonds		8973	0.00	0.00	0.0%
Proceeds from SBITAs		8974	0.00	0.00	0.0%
All Other Financing Sources		8979	0.00	0.00	0.0%
(c) TOTAL, SOURCES			0.00	0.00	0.0%

Description	Resource Codes	Object Codes	2022-23 Unaudited Actuals	2023-24 Budget	Percent Difference
USES					
Transfers of Funds from Lapsed/Reorganized LEAs		7651	0.00	0.00	0.0%
(d) TOTAL, USES			0.00	0.00	0.0%
CONTRIBUTIONS					
Contributions from Unrestricted Revenues		8980	0.00	0.00	0.0%
Contributions from Restricted Revenues		8990	0.00	0.00	0.0%
(e) TOTAL, CONTRIBUTIONS			0.00	0.00	0.0%
TOTAL, OTHER FINANCING SOURCES/USES (a - b + c - d + e)			0.00	0.00	0.0%

Description	Function Codes	Object Codes	2022-23 Unaudited Actuals	2023-24 Budget	Percent Difference
A. REVENUES					
1) LCFF Sources		8010-8099	0.00	0.00	0.0%
2) Federal Revenue		8100-8299	533,777.00	0.00	-100.0%
3) Other State Revenue		8300-8599	0.00	0.00	0.0%
4) Other Local Revenue		8600-8799	11,466.51	25,000.00	118.0%
5) TOTAL, REVENUES			545,243.51	25,000.00	-95.4%
B. EXPENDITURES (Objects 1000-7999)					
1) Instruction	1000-1999		0.00	0.00	0.0%
2) Instruction - Related Services	2000-2999		0.00	0.00	0.0%
3) Pupil Services	3000-3999		0.00	0.00	0.0%
4) Ancillary Services	4000-4999		0.00	0.00	0.0%
5) Community Services	5000-5999		0.00	0.00	0.0%
6) Enterprise	6000-6999		0.00	0.00	0.0%
7) General Administration	7000-7999		0.00	0.00	0.0%
8) Plant Services	8000-8999		610,671.67	1,271,121.52	108.2%
9) Other Outgo	9000-9999	Except 7600-7699	0.00	0.00	0.0%
10) TOTAL, EXPENDITURES			610,671.67	1,271,121.52	108.2%
C. EXCESS (DEFICIENCY) OF REVENUES OVER EXPENDITURES BEFORE OTHER FINANCING SOURCES AND USES (A5 -B10)			(65,428.16)	(1,246,121.52)	1,804.6%
D. OTHER FINANCING SOURCES/USES					
1) Interfund Transfers					
a) Transfers In		8900-8929	306,523.26	0.00	-100.0%
b) Transfers Out		7600-7629	306,523.26	0.00	-100.0%
2) Other Sources/Uses					
a) Sources		8930-8979	0.00	0.00	0.0%
b) Uses		7630-7699	0.00	0.00	0.0%
3) Contributions		8980-8999	0.00	0.00	0.0%
4) TOTAL, OTHER FINANCING SOURCES/USES			0.00	0.00	0.0%
E. NET INCREASE (DECREASE) IN FUND BALANCE (C + D4)			(65,428.16)	(1,246,121.52)	1,804.6%
F. FUND BALANCE, RESERVES					
1) Beginning Fund Balance					
a) As of July 1 - Unaudited		9791	931,431.27	866,003.11	-7.0%
b) Audit Adjustments		9793	0.00	0.00	0.0%
c) As of July 1 - Audited (F1a + F1b)			931,431.27	866,003.11	-7.0%
d) Other Restatements		9795	0.00	0.00	0.0%
e) Adjusted Beginning Balance (F1c + F1d)			931,431.27	866,003.11	-7.0%
2) Ending Balance, June 30 (E + F1e)			866,003.11	(380,118.41)	-143.9%
Components of Ending Fund Balance					
a) Nonspendable					
Revolving Cash		9711	0.00	0.00	0.0%
Stores		9712	0.00	0.00	0.0%
Prepaid Items		9713	0.00	0.00	0.0%
All Others		9719	0.00	0.00	0.0%
b) Restricted		9740	0.00	0.00	0.0%
c) Committed					
Stabilization Arrangements		9750	0.00	0.00	0.0%
Other Commitments (by Resource/Object)		9760	0.00	0.00	0.0%
d) Assigned					
Other Assignments (by Resource/Object)		9780	867,460.67	211,224.75	-75.7%
e) Unassigned/Unappropriated					
Reserve for Economic Uncertainties		9789	0.00	0.00	0.0%
Unassigned/Unappropriated Amount		9790	(1,457.56)	(591,343.16)	40,470.8%

Resource	Description	2022-23 Unaudited Actuals	2023-24 Budget
Total, Restricted Balance		0.00	0.00

Description	Resource Codes	Object Codes	2022-23 Unaudited Actuals	2023-24 Budget	Percent Difference
A. REVENUES					
1) LCFF Sources		8010-8099	0.00	0.00	0.0%
2) Federal Revenue		8100-8299	178,503.00	1,433,653.50	703.2%
3) Other State Revenue		8300-8599	0.00	0.00	0.0%
4) Other Local Revenue		8600-8799	0.00	0.00	0.0%
5) TOTAL, REVENUES			178,503.00	1,433,653.50	703.2%
B. EXPENDITURES					
1) Certificated Salaries		1000-1999	0.00	0.00	0.0%
2) Classified Salaries		2000-2999	0.00	0.00	0.0%
3) Employee Benefits		3000-3999	0.00	0.00	0.0%
4) Books and Supplies		4000-4999	0.00	0.00	0.0%
5) Services and Other Operating Expenditures		5000-5999	3,366.81	0.00	-100.0%
6) Capital Outlay		6000-6999	242,889.85	1,433,653.50	490.2%
7) Other Outgo (excluding Transfers of Indirect Costs)		7100-7299, 7400-7499	0.00	0.00	0.0%
8) Other Outgo - Transfers of Indirect Costs		7300-7399	0.00	0.00	0.0%
9) TOTAL, EXPENDITURES			246,256.66	1,433,653.50	482.2%
C. EXCESS (DEFICIENCY) OF REVENUES OVER EXPENDITURES BEFORE OTHER FINANCING SOURCES AND USES (A5 - B9)			(67,753.66)	0.00	-100.0%
D. OTHER FINANCING SOURCES/USES					
1) Interfund Transfers					
a) Transfers In		8900-8929	115,080.91	0.00	-100.0%
b) Transfers Out		7600-7629	0.00	0.00	0.0%
2) Other Sources/Uses					
a) Sources		8930-8979	0.00	0.00	0.0%
b) Uses		7630-7699	0.00	0.00	0.0%
3) Contributions		8980-8999	0.00	0.00	0.0%
4) TOTAL, OTHER FINANCING SOURCES/USES			115,080.91	0.00	-100.0%
E. NET INCREASE (DECREASE) IN FUND BALANCE (C + D4)			47,327.25	0.00	-100.0%
F. FUND BALANCE, RESERVES					
1) Beginning Fund Balance					
a) As of July 1 - Unaudited		9791	38,921.26	86,248.51	121.6%
b) Audit Adjustments		9793	0.00	0.00	0.0%
c) As of July 1 - Audited (F1a + F1b)			38,921.26	86,248.51	121.6%
d) Other Restatements		9795	0.00	0.00	0.0%
e) Adjusted Beginning Balance (F1c + F1d)			38,921.26	86,248.51	121.6%
2) Ending Balance, June 30 (E + F1e)			86,248.51	86,248.51	0.0%
Components of Ending Fund Balance					
a) Nonspendable					
Revolving Cash		9711	0.00	0.00	0.0%
Stores		9712	0.00	0.00	0.0%
Prepaid Items		9713	0.00	0.00	0.0%
All Others		9719	0.00	0.00	0.0%
b) Restricted		9740	0.00	0.00	0.0%
c) Committed					
Stabilization Arrangements		9750	0.00	0.00	0.0%
Other Commitments		9760	0.00	0.00	0.0%
d) Assigned					
Other Assignments		9780	86,248.51	37,981.26	-56.0%
e) Unassigned/Unappropriated					
Reserve for Economic Uncertainties		9789	0.00	0.00	0.0%
Unassigned/Unappropriated Amount		9790	0.00	48,267.25	New
G. ASSETS					
1) Cash					
a) in County Treasury		9110	149,959.70		
1) Fair Value Adjustment to Cash in County Treasury		9111	0.00		
b) in Banks		9120	0.00		
c) in Revolving Cash Account		9130	0.00		
d) with Fiscal Agent/Trustee		9135	0.00		
e) Collections Awaiting Deposit		9140	0.00		

Description	Resource Codes	Object Codes	2022-23 Unaudited Actuals	2023-24 Budget	Percent Difference
2) Investments		9150	0.00		
3) Accounts Receivable		9200	0.00		
4) Due from Grantor Government		9290	0.00		
5) Due from Other Funds		9310	0.00		
6) Stores		9320	0.00		
7) Prepaid Expenditures		9330	0.00		
8) Other Current Assets		9340	0.00		
9) Lease Receivable		9380	0.00		
10) TOTAL, ASSETS			149,959.70		
H. DEFERRED OUTFLOWS OF RESOURCES					
1) Deferred Outflows of Resources		9490	0.00		
2) TOTAL, DEFERRED OUTFLOWS			0.00		
I. LIABILITIES					
1) Accounts Payable		9500	63,711.19		
2) Due to Grantor Governments		9590	0.00		
3) Due to Other Funds		9610	0.00		
4) Current Loans		9640	0.00		
5) Unearned Revenue		9650	0.00		
6) TOTAL, LIABILITIES			63,711.19		
J. DEFERRED INFLOWS OF RESOURCES					
1) Deferred Inflows of Resources		9690	0.00		
2) TOTAL, DEFERRED INFLOWS			0.00		
K. FUND EQUITY					
Ending Fund Balance, June 30 (must agree with line F2) (G10 + H2) - (I6 + J2)			86,248.51		
FEDERAL REVENUE					
FEMA		8281	0.00	0.00	0.0%
All Other Federal Revenue		8290	178,503.00	1,433,653.50	703.2%
TOTAL, FEDERAL REVENUE			178,503.00	1,433,653.50	703.2%
OTHER STATE REVENUE					
Pass-Through Revenues from State Sources		8587	0.00	0.00	0.0%
California Clean Energy Jobs Act	6230	8590	0.00	0.00	0.0%
All Other State Revenue	All Other	8590	0.00	0.00	0.0%
TOTAL, OTHER STATE REVENUE			0.00	0.00	0.0%
OTHER LOCAL REVENUE					
Other Local Revenue					
Community Redevelopment Funds Not Subject to LCFF Deduction		8625	0.00	0.00	0.0%
Sales					
Sale of Equipment/Supplies		8631	0.00	0.00	0.0%
Leases and Rentals		8650	0.00	0.00	0.0%
Interest		8660	0.00	0.00	0.0%
Net Increase (Decrease) in the Fair Value of Investments		8662	0.00	0.00	0.0%
Other Local Revenue					
All Other Local Revenue		8699	0.00	0.00	0.0%
All Other Transfers In from All Others		8799	0.00	0.00	0.0%
TOTAL, OTHER LOCAL REVENUE			0.00	0.00	0.0%
TOTAL, REVENUES			178,503.00	1,433,653.50	703.2%
CLASSIFIED SALARIES					
Classified Support Salaries		2200	0.00	0.00	0.0%
Classified Supervisors' and Administrators' Salaries		2300	0.00	0.00	0.0%
Clerical, Technical and Office Salaries		2400	0.00	0.00	0.0%
Other Classified Salaries		2900	0.00	0.00	0.0%
TOTAL, CLASSIFIED SALARIES			0.00	0.00	0.0%
EMPLOYEE BENEFITS					
STRS		3101-3102	0.00	0.00	0.0%
PERS		3201-3202	0.00	0.00	0.0%
OASDI/Medicare/Alternative		3301-3302	0.00	0.00	0.0%
Health and Welfare Benefits		3401-3402	0.00	0.00	0.0%
Unemployment Insurance		3501-3502	0.00	0.00	0.0%
Workers' Compensation		3601-3602	0.00	0.00	0.0%
OPEB, Allocated		3701-3702	0.00	0.00	0.0%

Description	Resource Codes	Object Codes	2022-23 Unaudited Actuals	2023-24 Budget	Percent Difference
OPEB, Active Employees		3751-3752	0.00	0.00	0.0%
Other Employee Benefits		3901-3902	0.00	0.00	0.0%
TOTAL, EMPLOYEE BENEFITS			0.00	0.00	0.0%
BOOKS AND SUPPLIES					
Books and Other Reference Materials		4200	0.00	0.00	0.0%
Materials and Supplies		4300	0.00	0.00	0.0%
Noncapitalized Equipment		4400	0.00	0.00	0.0%
TOTAL, BOOKS AND SUPPLIES			0.00	0.00	0.0%
SERVICES AND OTHER OPERATING EXPENDITURES					
Subagreements for Services		5100	0.00	0.00	0.0%
Travel and Conferences		5200	0.00	0.00	0.0%
Insurance		5400-5450	0.00	0.00	0.0%
Operations and Housekeeping Services		5500	0.00	0.00	0.0%
Rentals, Leases, Repairs, and Noncapitalized Improvements		5600	0.00	0.00	0.0%
Transfers of Direct Costs		5710	0.00	0.00	0.0%
Transfers of Direct Costs - Interfund		5750	0.00	0.00	0.0%
Professional/Consulting Services and Operating Expenditures		5800	3,366.81	0.00	-100.0%
Communications		5900	0.00	0.00	0.0%
TOTAL, SERVICES AND OTHER OPERATING EXPENDITURES			3,366.81	0.00	-100.0%
CAPITAL OUTLAY					
Land		6100	0.00	0.00	0.0%
Land Improvements		6170	0.00	0.00	0.0%
Buildings and Improvements of Buildings		6200	242,889.85	1,433,653.50	490.2%
Books and Media for New School Libraries or Major Expansion of School Libraries		6300	0.00	0.00	0.0%
Equipment		6400	0.00	0.00	0.0%
Equipment Replacement		6500	0.00	0.00	0.0%
Lease Assets		6600	0.00	0.00	0.0%
Subscription Assets		6700	0.00	0.00	0.0%
TOTAL, CAPITAL OUTLAY			242,889.85	1,433,653.50	490.2%
OTHER OUTGO (excluding Transfers of Indirect Costs)					
Other Transfers Out					
Transfers of Pass-Through Revenues					
To Districts or Charter Schools		7211	0.00	0.00	0.0%
To County Offices		7212	0.00	0.00	0.0%
To JPAs		7213	0.00	0.00	0.0%
All Other Transfers Out to All Others		7299	0.00	0.00	0.0%
Debt Service					
Debt Service - Interest		7438	0.00	0.00	0.0%
Other Debt Service - Principal		7439	0.00	0.00	0.0%
TOTAL, OTHER OUTGO (excluding Transfers of Indirect Costs)			0.00	0.00	0.0%
TOTAL, EXPENDITURES			246,256.66	1,433,653.50	482.2%
INTERFUND TRANSFERS					
INTERFUND TRANSFERS IN					
From: General Fund/CSSF		8912	0.00	0.00	0.0%
Other Authorized Interfund Transfers In		8919	115,080.91	0.00	-100.0%
(a) TOTAL, INTERFUND TRANSFERS IN			115,080.91	0.00	-100.0%
INTERFUND TRANSFERS OUT					
To: General Fund/CSSF					
To: State School Building Fund/County School Facilities Fund		7612	0.00	0.00	0.0%
Other Authorized Interfund Transfers Out		7613	0.00	0.00	0.0%
		7619	0.00	0.00	0.0%
(b) TOTAL, INTERFUND TRANSFERS OUT			0.00	0.00	0.0%
OTHER SOURCES/USES					
SOURCES					
Proceeds					
Proceeds from Disposal of Capital Assets		8953	0.00	0.00	0.0%
Other Sources					
Transfers from Funds of Lapsed/Reorganized LEAs		8965	0.00	0.00	0.0%
Long-Term Debt Proceeds					
Proceeds from Certificates of Participation		8971	0.00	0.00	0.0%
Proceeds from Leases		8972	0.00	0.00	0.0%

Description	Resource Codes	Object Codes	2022-23 Unaudited Actuals	2023-24 Budget	Percent Difference
Proceeds from Lease Revenue Bonds		8973	0.00	0.00	0.0%
Proceeds from SBITAs		8974	0.00	0.00	0.0%
All Other Financing Sources		8979	0.00	0.00	0.0%
(c) TOTAL, SOURCES			0.00	0.00	0.0%
USES					
Transfers of Funds from Lapsed/Reorganized LEAs		7651	0.00	0.00	0.0%
All Other Financing Uses		7699	0.00	0.00	0.0%
(d) TOTAL, USES			0.00	0.00	0.0%
CONTRIBUTIONS					
Contributions from Unrestricted Revenues		8980	0.00	0.00	0.0%
Contributions from Restricted Revenues		8990	0.00	0.00	0.0%
(e) TOTAL, CONTRIBUTIONS			0.00	0.00	0.0%
TOTAL, OTHER FINANCING SOURCES/USES (a - b + c - d + e)			115,080.91	0.00	-100.0%

Description	Function Codes	Object Codes	2022-23 Unaudited Actuals	2023-24 Budget	Percent Difference
A. REVENUES					
1) LCFF Sources		8010-8099	0.00	0.00	0.0%
2) Federal Revenue		8100-8299	178,503.00	1,433,653.50	703.2%
3) Other State Revenue		8300-8599	0.00	0.00	0.0%
4) Other Local Revenue		8600-8799	0.00	0.00	0.0%
5) TOTAL, REVENUES			178,503.00	1,433,653.50	703.2%
B. EXPENDITURES (Objects 1000-7999)					
1) Instruction	1000-1999		0.00	0.00	0.0%
2) Instruction - Related Services	2000-2999		0.00	0.00	0.0%
3) Pupil Services	3000-3999		0.00	0.00	0.0%
4) Ancillary Services	4000-4999		0.00	0.00	0.0%
5) Community Services	5000-5999		0.00	0.00	0.0%
6) Enterprise	6000-6999		0.00	0.00	0.0%
7) General Administration	7000-7999		0.00	0.00	0.0%
8) Plant Services	8000-8999		246,256.66	1,433,653.50	482.2%
9) Other Outgo	9000-9999	Except 7600-7699	0.00	0.00	0.0%
10) TOTAL, EXPENDITURES			246,256.66	1,433,653.50	482.2%
C. EXCESS (DEFICIENCY) OF REVENUES OVER EXPENDITURES BEFORE OTHER FINANCING SOURCES AND USES (A5 -B10)			(67,753.66)	0.00	-100.0%
D. OTHER FINANCING SOURCES/USES					
1) Interfund Transfers					
a) Transfers In		8900-8929	115,080.91	0.00	-100.0%
b) Transfers Out		7600-7629	0.00	0.00	0.0%
2) Other Sources/Uses					
a) Sources		8930-8979	0.00	0.00	0.0%
b) Uses		7630-7699	0.00	0.00	0.0%
3) Contributions		8980-8999	0.00	0.00	0.0%
4) TOTAL, OTHER FINANCING SOURCES/USES			115,080.91	0.00	-100.0%
E. NET INCREASE (DECREASE) IN FUND BALANCE (C + D4)			47,327.25	0.00	-100.0%
F. FUND BALANCE, RESERVES					
1) Beginning Fund Balance					
a) As of July 1 - Unaudited		9791	38,921.26	86,248.51	121.6%
b) Audit Adjustments		9793	0.00	0.00	0.0%
c) As of July 1 - Audited (F1a + F1b)			38,921.26	86,248.51	121.6%
d) Other Restatements		9795	0.00	0.00	0.0%
e) Adjusted Beginning Balance (F1c + F1d)			38,921.26	86,248.51	121.6%
2) Ending Balance, June 30 (E + F1e)			86,248.51	86,248.51	0.0%
Components of Ending Fund Balance					
a) Nonspendable					
Revolving Cash		9711	0.00	0.00	0.0%
Stores		9712	0.00	0.00	0.0%
Prepaid Items		9713	0.00	0.00	0.0%
All Others		9719	0.00	0.00	0.0%
b) Restricted		9740	0.00	0.00	0.0%
c) Committed					
Stabilization Arrangements		9750	0.00	0.00	0.0%
Other Commitments (by Resource/Object)		9760	0.00	0.00	0.0%
d) Assigned					
Other Assignments (by Resource/Object)		9780	86,248.51	37,981.26	-56.0%
e) Unassigned/Unappropriated					
Reserve for Economic Uncertainties		9789	0.00	0.00	0.0%
Unassigned/Unappropriated Amount		9790	0.00	48,267.25	New

Resource	Description	2022-23 Unaudited Actuals	2023-24 Budget
Total, Restricted Balance		0.00	0.00

Description	2022-23 Unaudited Actuals			2023-24 Budget		
	P-2 ADA	Annual ADA	Funded ADA	Estimated P-2 ADA	Estimated Annual ADA	Estimated Funded ADA
A. DISTRICT						
1. Total District Regular ADA Includes Opportunity Classes, Home & Hospital, Special Day Class, Continuation Education, Special Education NPS/LCI and Extended Year, and Community Day School (includes Necessary Small School ADA)	1,588.75	1,582.50	1,771.02	1,696.00	1,696.00	1,696.00
2. Total Basic Aid Choice/Court Ordered Voluntary Pupil Transfer Regular ADA Includes Opportunity Classes, Home & Hospital, Special Day Class, Continuation Education, Special Education NPS/LCI and Extended Year, and Community Day School (ADA not included in Line A1 above)						
3. Total Basic Aid Open Enrollment Regular ADA Includes Opportunity Classes, Home & Hospital, Special Day Class, Continuation Education, Special Education NPS/LCI and Extended Year, and Community Day School (ADA not included in Line A1 above)						
4. Total, District Regular ADA (Sum of Lines A1 through A3)	1,588.75	1,582.50	1,771.02	1,696.00	1,696.00	1,696.00
5. District Funded County Program ADA						
a. County Community Schools						
b. Special Education-Special Day Class	8.35	8.35	8.35	8.35	8.35	8.35
c. Special Education-NPS/LCI						
d. Special Education Extended Year						
e. Other County Operated Programs: Opportunity Schools and Full Day Opportunity Classes, Specialized Secondary Schools						
f. County School Tuition Fund (Out of State Tuition) [EC 2000 and 46380]						
g. Total, District Funded County Program ADA (Sum of Lines A5a through A5f)	8.35	8.35	8.35	8.35	8.35	8.35
6. TOTAL DISTRICT ADA (Sum of Line A4 and Line A5g)	1,597.10	1,590.85	1,779.37	1,704.35	1,704.35	1,704.35
7. Adults in Correctional Facilities						
8. Charter School ADA (Enter Charter School ADA using Tab C. Charter School ADA)						

	Unaudited Balance July 1	Audit Adjustments/ Restatements	Audited Balance July 1	Increases	Decreases	Ending Balance June 30
Governmental Activities:						
Capital assets not being depreciated:						
Land	33,341.00		33,341.00			33,341.00
Work in Progress	295,522.19		295,522.19	1,548,872.00	121,065.00	1,723,329.19
Total capital assets not being depreciated	328,863.19	0.00	328,863.19	1,548,872.00	121,065.00	1,756,670.19
Capital assets being depreciated:						
Land Improvements	3,085,075.53		3,085,075.53	641,965.00		3,727,040.53
Buildings	57,065,747.97		57,065,747.97	251,526.81		57,317,274.78
Equipment	1,945,875.35		1,945,875.35	216,305.13		2,162,180.48
Total capital assets being depreciated	62,096,698.85	0.00	62,096,698.85	1,109,796.94	0.00	63,206,495.79
Accumulated Depreciation for:						
Land Improvements	(2,239,695.15)		(2,239,695.15)	(94,897.00)		(2,334,592.15)
Buildings	(7,618,379.90)		(7,618,379.90)	(882,681.00)		(8,501,060.90)
Equipment	(1,653,193.93)		(1,653,193.93)	(215,094.00)		(1,868,287.93)
Total accumulated depreciation	(11,511,268.98)	0.00	(11,511,268.98)	(1,192,672.00)	0.00	(12,703,940.98)
Total capital assets being depreciated, net excluding lease and subscription assets	50,585,429.87	0.00	50,585,429.87	(82,875.06)	0.00	50,502,554.81
Lease Assets						
Accumulated amortization for lease assets			0.00			0.00
Total lease assets, net	0.00	0.00	0.00	0.00	0.00	0.00
Subscription Assets						
Accumulated amortization for subscription assets			0.00			0.00
Total subscription assets, net	0.00	0.00	0.00	0.00	0.00	0.00
Governmental activity capital assets, net	50,914,293.06	0.00	50,914,293.06	1,465,996.94	121,065.00	52,259,225.00
Business-Type Activities:						
Capital assets not being depreciated:						
Land			0.00			0.00
Work in Progress			0.00			0.00
Total capital assets not being depreciated	0.00	0.00	0.00	0.00	0.00	0.00
Capital assets being depreciated:						
Land Improvements			0.00			0.00
Buildings			0.00			0.00
Equipment			0.00			0.00
Total capital assets being depreciated	0.00	0.00	0.00	0.00	0.00	0.00
Accumulated Depreciation for:						
Land Improvements			0.00			0.00
Buildings			0.00			0.00
Equipment			0.00			0.00
Total accumulated depreciation	0.00	0.00	0.00	0.00	0.00	0.00
Total capital assets being depreciated, net excluding lease and subscription assets	0.00	0.00	0.00	0.00	0.00	0.00
Lease Assets						
Accumulated amortization for lease assets			0.00			0.00
Total lease assets, net	0.00	0.00	0.00	0.00	0.00	0.00
Subscription Assets						
Accumulated amortization for subscription assets			0.00			0.00
Total subscription assets, net	0.00	0.00	0.00	0.00	0.00	0.00
Business-type activity capital assets, net	0.00	0.00	0.00	0.00	0.00	0.00

	Unaudited Balance July 1	Audit Adjustments/ Restatements	Audited Balance July 1	Increases	Decreases	Ending Balance June 30
Governmental Activities:						
Capital assets not being depreciated:						
Land	33,341.00		33,341.00			33,341.00
Work in Progress	295,522.19		295,522.19	1,548,872.00	121,065.00	1,723,329.19
Total capital assets not being depreciated	328,863.19	0.00	328,863.19	1,548,872.00	121,065.00	1,756,670.19
Capital assets being depreciated:						
Land Improvements	3,085,075.53		3,085,075.53	641,965.00		3,727,040.53
Buildings	57,065,747.97		57,065,747.97	251,526.81		57,317,274.78
Equipment	1,945,875.35		1,945,875.35	216,305.13		2,162,180.48
Total capital assets being depreciated	62,096,698.85	0.00	62,096,698.85	1,109,796.94	0.00	63,206,495.79
Accumulated Depreciation for:						
Land Improvements	(2,239,695.15)		(2,239,695.15)	(94,697.00)		(2,334,392.15)
Buildings	(7,618,379.90)		(7,618,379.90)	(882,661.00)		(8,501,060.90)
Equipment	(1,653,193.93)		(1,653,193.93)	(215,094.00)		(1,868,287.93)
Total accumulated depreciation	(11,511,268.98)	0.00	(11,511,268.98)	(1,192,852.00)	0.00	(12,703,940.98)
Total capital assets being depreciated, net excluding lease and subscription assets	50,585,429.87	0.00	50,585,429.87	(82,875.06)	0.00	50,502,554.81
Lease Assets						
Accumulated amortization for lease assets			0.00			0.00
Total lease assets, net	0.00	0.00	0.00	0.00	0.00	0.00
Subscription Assets						
Accumulated amortization for subscription assets			0.00			0.00
Total subscription assets, net	0.00	0.00	0.00	0.00	0.00	0.00
Governmental activity capital assets, net	50,914,293.06	0.00	50,914,293.06	1,465,996.94	121,065.00	52,259,225.00
Business-Type Activities:						
Capital assets not being depreciated:						
Land			0.00			0.00
Work in Progress			0.00			0.00
Total capital assets not being depreciated	0.00	0.00	0.00	0.00	0.00	0.00
Capital assets being depreciated:						
Land Improvements			0.00			0.00
Buildings			0.00			0.00
Equipment			0.00			0.00
Total capital assets being depreciated	0.00	0.00	0.00	0.00	0.00	0.00
Accumulated Depreciation for:						
Land Improvements			0.00			0.00
Buildings			0.00			0.00
Equipment			0.00			0.00
Total accumulated depreciation	0.00	0.00	0.00	0.00	0.00	0.00
Total capital assets being depreciated, net excluding lease and subscription assets	0.00	0.00	0.00	0.00	0.00	0.00
Lease Assets						
Accumulated amortization for lease assets			0.00			0.00
Total lease assets, net	0.00	0.00	0.00	0.00	0.00	0.00
Subscription Assets						
Accumulated amortization for subscription assets			0.00			0.00
Total subscription assets, net	0.00	0.00	0.00	0.00	0.00	0.00
Business-type activity capital assets, net	0.00	0.00	0.00	0.00	0.00	0.00

Following is a summary of the critical data elements contained in your unaudited actual data. Since these data may have fiscal implications for your agency, please verify their accuracy before filing your unaudited actual financial reports.

Form	Description	Value
CEA	Percent of Current Cost of Education Expended for Classroom Compensation Must equal or exceed 60% for elementary, 55% for unified, and 50% for high school districts or future apportionments may be affected. (EC 41372)	58.06%
	CEA Deficiency Amount Applicable to districts not exempt from the requirement and not meeting the minimum classroom compensation percentage - see Form CEA for further details.	\$597,075.86
ESMOE	Every Student Succeeds Act (ESSA) Maintenance of Effort (MOE) Determination If MOE Not Met, the 2024-25 apportionment may be reduced by the lesser of the following two percentages:	MOE Met
	MOE Deficiency Percentage - Based on Total Expenditures	0.00%
	MOE Deficiency Percentage - Based on Expenditures Per ADA	0.00%
GANN	Adjustments to Appropriations Limit Per Government Code Section 7902.1	\$0.00
	Adjusted Appropriations Limit	\$16,044,954.33
	Appropriations Subject to Limit	\$14,395,468.56
	These amounts represent the board approved Appropriations Limit and Appropriations Subject to Limit pursuant to Government Code Section 7906 and EC 42132.	
ICR	Preliminary Proposed Indirect Cost Rate	4.05%
	Fixed-with-carry-forward indirect cost rate for use in 2024-25 subject to CDE approval.	

UNAUDITED ACTUAL FINANCIAL REPORT:

To the County Superintendent of Schools:

2022-23 UNAUDITED ACTUAL FINANCIAL REPORT. This report was prepared in accordance with Education Code Section 41010 and is hereby approved and filed by the governing board of the school district pursuant to Education Code Section 42100.

Signed: _____
Clerk / Secretary of the Governing Board
(Original signature required)

Date of Meeting: Sep 11, 2023

To the Superintendent of Public Instruction:

2022-23 UNAUDITED ACTUAL FINANCIAL REPORT. This report has been verified for accuracy by the County Superintendent of Schools pursuant to Education Code Section 42100.

Signed: _____
County Superintendent/Designee
(Original signature required)

Date: _____

For additional information on the unaudited actual reports, please contact:

For County Office of Education:

Jamie Dial
Name
Assistant Superintendent Business Services
Title
(559) 589-7091
Telephone
jamie.dial@kingscoe.org
E-mail Address

For School District:

Teresa Santamaria
Name
Chief Business Official
Title
(559) 925-2620
Telephone
tsantama@central.k12.ca.us
E-mail Address

Unaudited Actuals
2022-23 Estimated Actuals
GENERAL FUND
Current Expense Formula/Minimum Classroom
Compensation

PART I - CURRENT EXPENSE FORMULA	Total Expense for Year (1)	EDP No.	Reductions (See Note 1) (2)	EDP No.	Current Expense of Education (Col 1 - Col 2) (3)	EDP No.	Reductions (Extracted) (See Note 2) (4a)	Reductions (Overrides)* (See Note 2) (4b)	EDP No.	Current Expense- Part II (Col 3 - Col 4) (5)	EDP No.
1000 - Certificated Salaries	13,699,043.41	301	0.00	303	13,699,043.41	305	15,445.38		307	13,683,598.03	309
2000 - Classified Salaries	4,584,085.88	311	75,036.92	313	4,509,048.96	315	0.00		317	4,509,048.96	319
3000 - Employee Benefits	8,773,059.85	321	396,458.83	323	8,376,601.02	325	5,368.10		327	8,371,232.92	329
4000 - Books, Supplies Equip Replace. (6500)	1,508,824.73	331	37,978.10	333	1,470,846.63	335	195,610.04		337	1,275,236.59	339
5000 - Services & 7300 - Indirect Costs	3,440,030.90	341	6,624.01	343	3,433,406.89	345	495,416.95		347	2,937,989.94	349
TOTAL					31,488,946.91	365			TOTAL	30,777,106.44	369

Note 1 - In Column 2, report expenditures for the following programs: Nonagency (Goals 7100-7199), Community Services (Goal 8100), Food Services (Function 3700), Fringe Benefits for Retired Persons (Objects 3701-3702), and Facilities Acquisition & Construction (Function 8500).

Note 2 - In Column 4, report expenditures for: Transportation (Function 3600), Lottery Expenditures (Resource 1100), Special Education Students in Nonpublic Schools (Function 1180), and other federal or state categorical aid in which funds were granted for expenditures in a program not incurring any teacher salary expenditures or requiring disbursement of the funds without regard to the requirements of EC Section 41372.

* If an amount (even zero) is entered in any row of Column 4b or in Line 13b, the form uses only the values in Column 4b and Line 13b rather than the values in Column 4a and Line 13a.

PART II: MINIMUM CLASSROOM COMPENSATION (Instruction, Functions 1000-1999)	Object		EDP No.
1. Teacher Salaries as Per EC 41011	1100	11,239,028.51	375
2. Salaries of Instructional Aides Per EC 41011	2100	1,062,444.59	380
3. STRS	3101 & 3102	3,051,805.80	382
4. PERS	3201 & 3202	332,385.97	383
5. OASDI - Regular, Medicare and Alternative	3301 & 3302	300,542.23	384
6. Health & Welfare Benefits (EC 41372) (Include Health, Dental, Vision, Pharmaceutical, and Annuity Plans)	3401 & 3402	1,659,405.16	385
7. Unemployment Insurance	3501 & 3502	64,313.44	390
8. Workers' Compensation Insurance	3601 & 3602	160,517.03	392
9. OPEB, Active Employees (EC 41372)	3751 & 3752	0.00	
10. Other Benefits (EC 22310)	3901 & 3902	0.00	393

11. SUBTOTAL Salaries and Benefits (Sum Lines 1 - 10)	17,870,442.73	395
12. Less: Teacher and Instructional Aide Salaries and Benefits deducted in Column 2.	0.00	
13a. Less: Teacher and Instructional Aide Salaries and Benefits (other than Lottery) deducted in Column 4a (Extracted)	0.00	396
b. Less: Teacher and Instructional Aide Salaries and Benefits (other than Lottery) deducted in Column 4b (Overrides)*		396
14. TOTAL SALARIES AND BENEFITS.	17,870,442.73	397
15. Percent of Current Cost of Education Expended for Classroom Compensation (EDP 397 divided by EDP 369) Line 15 must equal or exceed 60% for elementary, 55% for unified and 50% for high school districts to avoid penalty under provisions of EC 41372.	58.06%	
16. District is exempt from EC 41372 because it meets the provisions of EC 41374. (If exempt, enter 'X')		

PART III: DEFICIENCY AMOUNT

A deficiency amount (Line 5) is only applicable to districts not meeting the minimum classroom compensation percentage required under EC 41372 and not exempt under the provisions of EC 41374.

1. Minimum percentage required (60% elementary, 55% unified, 50% high)	60.00%	
2. Percentage spent by this district (Part II, Line 15)	58.06%	
3. Percentage below the minimum (Part III, Line 1 minus Line 2)	1.94%	
4. District's Current Expense of Education after reductions in columns 4a or 4b (Part I, EDP 369)	30,777,106.44	
5. Deficiency Amount (Part III, Line 3 times Line 4)	597,075.86	

PART IV: Explanation for adjustments entered in Part I, Column 4b (required)

Unaudited Actuals
2022-23 Estimated Actuals
Schedule of Long-Term Liabilities

Description	Unaudited Balance July 1	Audit Adjustments/ Restatements	Audited Balance July 1	Increases	Decreases	Ending Balance June 30	Amounts Due Within One Year
Governmental Activities:							
General Obligation Bonds Payable			0.00			0.00	
State School Building Loans Payable			0.00			0.00	
Certificates of Participation Payable			0.00			0.00	
Leases Payable			0.00			0.00	
Lease Revenue Bonds Payable			0.00			0.00	
Other General Long-Term Debt			0.00			0.00	
Net Pension Liability	25,753,547.00		25,753,547.00	2,171,549.00	13,116,979.00	14,808,117.00	
Total/Net OPEB Liability	4,639,076.00		4,639,076.00	327,381.00	317,857.00	4,648,600.00	
Compensated Absences Payable	75,069.45		75,069.45	92,549.12	102,181.05	65,437.52	65,437.52
Subscription Liability			0.00			0.00	
Governmental activities long-term liabilities	30,467,692.45	0.00	30,467,692.45	2,591,479.12	13,537,017.05	19,522,154.52	65,437.52
Business-Type Activities:							
General Obligation Bonds Payable			0.00			0.00	
State School Building Loans Payable			0.00			0.00	
Certificates of Participation Payable			0.00			0.00	
Leases Payable			0.00			0.00	
Lease Revenue Bonds Payable			0.00			0.00	
Other General Long-Term Debt			0.00			0.00	
Net Pension Liability			0.00			0.00	
Total/Net OPEB Liability			0.00			0.00	
Compensated Absences Payable			0.00			0.00	
Subscription Liability			0.00			0.00	
Business-type activities long-term liabilities	0.00	0.00	0.00	0.00	0.00	0.00	0.00

Section I - Expenditures	Funds 01, 09, and 62			2022-23 Expenditures
	Goals	Functions	Objects	
A. Total state, federal, and local expenditures (all resources)	All	All	1000-7999	33,237,504.30
B. Less all federal expenditures not allowed for MOE (Resources 3000-5999, except 3385)	All	All	1000-7999	1,961,124.96
C. Less state and local expenditures not allowed for MOE: (All resources, except federal as identified in Line B)				
1. Community Services	All	5000-5999	1000-7999	75,232.86
2. Capital Outlay	All except 7100-7199	All except 5000-5999	6000-6999 except 6600, 6910	596,023.05
3. Debt Service	All	9100	5400-5450, 5800, 7430-7439	0.00
4. Other Transfers Out	All	9200	7200-7299	0.00
5. Interfund Transfers Out	All	9300	7600-7629	333,589.73
6. All Other Financing Uses	All	9100	7699	0.00
		9200	7651	
7. Nonagency	7100-7199	All except 5000-5999, 9000-9999	1000-7999	1,524.01
8. Tuition (Revenue, in lieu of expenditures, to approximate costs of services for which tuition is received)	All	All	8710	0.00

9. Supplemental expenditures made as a result of a Presidentially declared disaster	Manually entered. Must not include expenditures in lines B, C1-C8, D1, or D2.			0.00
10. Total state and local expenditures not allowed for MOE calculation (Sum lines C1 through C9)				1,006,369.65
D. Plus additional MOE expenditures:				
1. Expenditures to cover deficits for food services (Funds 13 and 61) (If negative, then zero)	All	All	1000-7143, 7300-7439 minus 8000-8699	0.00
2. Expenditures to cover deficits for student body activities	Manually entered. Must not include expenditures in lines A or D1.			0.00
E. Total expenditures subject to MOE (Line A minus lines B and C10, plus lines D1 and D2)				30,270,009.69
Section II - Expenditures Per ADA				2022-23 Annual ADA/Exps. Per ADA
A. Average Daily Attendance (Form A, Annual ADA column, sum of lines A6 and C9)				1,590.85
B. Expenditures per ADA (Line I.E divided by Line II.A)				19,027.57

Section III - MOE Calculation (For data collection only. Final determination will be done by CDE)	Total	Per ADA
A. Base expenditures (Preloaded expenditures from prior year official CDE MOE calculation). (Note: If the prior year MOE was not met, CDE has adjusted the prior year base to 90 percent of the preceding prior year amount rather than the actual prior year expenditure amount.)		
1. Adjustment to base expenditure and expenditure per ADA amounts for LEAs failing prior year MOE calculation (From Section IV)		
2. Total adjusted base expenditure amounts (Line A plus Line A.1)	27,458,482.04	17,151.15
B. Required effort (Line A.2 times 90%)	0.00	0.00
C. Current year expenditures (Line I.E and Line II.B)	27,458,482.04	17,151.15
D. MOE deficiency amount, if any (Line B minus Line C) (If negative, then zero)	24,712,633.84	15,436.04
	30,270,009.69	19,027.57
	0.00	0.00

<p>E. MOE determination (If one or both of the amounts in line D are zero, the MOE requirement is met; if both amounts are positive, the MOE requirement is not met. If either column in Line A.2 or Line C equals zero, the MOE calculation is incomplete.)</p>	MOE Met	
<p>F. MOE deficiency percentage, if MOE not met; otherwise, zero (Line D divided by Line B) (Funding under ESSA covered programs in FY 2024-25 may be reduced by the lower of the two percentages)</p>	0.00%	0.00%
<p>SECTION IV - Detail of Adjustments to Base Expenditures (used in Section III, Line A.1)</p>		
<p>Description of Adjustments</p>	<p>Total Expenditures</p>	<p>Expenditures Per ADA</p>
<p>Total adjustments to base expenditures</p>	0.00	0.00

	2022-23 Calculations			2023-24 Calculations		
	Extracted Data	Adjustments*	Entered Data/Totals	Extracted Data	Adjustments*	Entered Data/Totals
A. PRIOR YEAR DATA						
2021-22 Actual Appropriations Limit and Gann ADA are from district's prior year Gann data reported to the CDE)	2021-22 Actual			2022-23 Actual		
1. FINAL PRIOR YEAR APPROPRIATIONS LIMIT (Preload/Line D11, PY column)	13,446,763.12		13,446,763.12			14,395,468.56
2. PRIOR YEAR GANN ADA (Preload/Line B3, PY column)	1,604.52		1,604.52			1,597.10
ADJUSTMENTS TO PRIOR YEAR LIMIT	Adjustments to 2021-22			Adjustments to 2022-23		
3. District Lapses, Reorganizations and Other Transfers						
4. Temporary Voter Approved Increases						
5. Less: Lapses of Voter Approved Increases						
6. TOTAL ADJUSTMENTS TO PRIOR YEAR LIMIT (Lines A3 plus A4 minus A5)			0.00			0.00
7. ADJUSTMENTS TO PRIOR YEAR ADA (Only for district lapses, reorganizations and other transfers, and only if adjustments to the appropriations limit are entered in Line A3 above)						
B. CURRENT YEAR GANN ADA	2022-23 P2 Report			2023-24 P2 Estimate		
2022-23 data should tie to Principal Apportionment Data Collection attendance reports and include ADA for charter schools reporting with the district)						
1. Total K-12 ADA (Form A, Line A6)	1,597.10		1,597.10	1,704.35		1,704.35
2. Total Charter Schools ADA (Form A, Line C9)	0.00		0.00	0.00		0.00
3. TOTAL CURRENT YEAR P2 ADA (Line B1 plus B2)			1,597.10			1,704.35
C. CURRENT YEAR LOCAL PROCEEDS OF TAXES/STATE AID RECEIVED	2022-23 Actual			2023-24 Budget		
TAXES AND SUBVENTIONS (Funds 01, 09, and 62)						
1. Homeowners' Exemption (Object 8021)	24,041.55		24,041.55	7,060.00		7,060.00
2. Timber Yield Tax (Object 8022)	0.00		0.00	0.00		0.00
3. Other Subventions/In-Lieu Taxes (Object 8029)	86.74		86.74	0.00		0.00
4. Secured Roll Taxes (Object 8041)	890,778.05		890,778.05	832,862.00		832,862.00
5. Unsecured Roll Taxes (Object 8042)	54,546.37		54,546.37	55,734.00		55,734.00
6. Prior Years' Taxes (Object 8043)	33,410.87		33,410.87	0.00		0.00
7. Supplemental Taxes (Object 8044)	37,543.87		37,543.87	34,200.00		34,200.00

	2022-23 Calculations			2023-24 Calculations		
	Extracted Data	Adjustments*	Entered Data/Totals	Extracted Data	Adjustments*	Entered Data/Totals
8. Ed. Rev. Augmentation Fund (ERAF) (Object 8045)	(169,624.58)		(169,624.58)	(289,401.00)		(289,401.00)
9. Penalties and Int. from Delinquent Taxes (Object 8048)	0.00		0.00	0.00		0.00
10. Other In-Lieu Taxes (Object 8082)	0.00		0.00	0.00		0.00
11. Comm. Redevelopment Funds (objects 8047 & 8625)	14,639.03		14,639.03	8,317.00		8,317.00
12. Parcel Taxes (Object 8621)	0.00		0.00	0.00		0.00
13. Other Non-Ad Valorem Taxes (Object 8622) (Taxes only)	0.00		0.00	0.00		0.00
14. Penalties and Int. from Delinquent Non-LCFF Taxes (Object 8629) (Only those for the above taxes)	0.00		0.00	0.00		0.00
15. Transfers to Charter Schools in Lieu of Property Taxes (Object 8096)						
16. TOTAL TAXES AND SUBVENTIONS (Lines C1 through C15)	885,421.90	0.00	885,421.90	648,772.00	0.00	648,772.00
OTHER LOCAL REVENUES (Funds 01, 09, and 62)						
17. To General Fund from Bond Interest and Redemption Fund (Excess debt service taxes) (Object 8914)	0.00		0.00	0.00		0.00
18. TOTAL LOCAL PROCEEDS OF TAXES (Lines C16 plus C17)	885,421.90	0.00	885,421.90	648,772.00	0.00	648,772.00
EXCLUDED APPROPRIATIONS						
19a. Medicare (Enter federally mandated amounts only from objs. 3301 & 3302; do not include negotiated amounts)			306,616.00			312,748.00
19b. Qualified Capital Outlay Projects						
19c. Routine Restricted Maintenance Account (Fund 01, Resource 8150, Objects 8900-8999)	955,515.28		955,515.28	800,000.00		800,000.00
OTHER EXCLUSIONS						
20. Americans with Disabilities Act						
21. Unreimbursed Court Mandated Desegregation Costs						
22. Other Unfunded Court-ordered or Federal Mandates						
23. TOTAL EXCLUSIONS (Lines C19 through C22)	955,515.28	0.00	1,262,131.28	800,000.00	0.00	1,112,748.00
STATE AID RECEIVED (Funds 01, 09, and 62)						
24. LCFF - CY (objects 8011 and 8012)	18,561,501.00		18,561,501.00	19,551,005.00		19,551,005.00
25. LCFF/Revenue Limit State Aid - Prior Years (Object 8019)	6,406.00		6,406.00	22,438.00		22,438.00
26. TOTAL STATE AID RECEIVED (Lines C24 plus C25)	18,567,907.00	0.00	18,567,907.00	19,573,443.00	0.00	19,573,443.00
DATA FOR INTEREST CALCULATION						
27. Total Revenues (Funds 01, 09 & 62; objects 8000-8799)	38,956,888.46		38,956,888.46	36,704,064.84		36,704,064.84

	2022-23 Calculations			2023-24 Calculations		
	Extracted Data	Adjustments*	Entered Data/Totals	Extracted Data	Adjustments*	Entered Data/Totals
28. Total Interest and Return on Investments (Funds 01, 09, and 62; objects 8660 and 8662)	380,197.71		380,197.71	100,000.00		100,000.00
D. APPROPRIATIONS LIMIT CALCULATIONS	2022-23 Actual			2023-24 Budget		
PRELIMINARY APPROPRIATIONS LIMIT						
1. Revised Prior Year Program Limit (Lines A1 plus A6)			13,446,763.12			14,395,468.56
2. Inflation Adjustment			1.0755			1.0444
3. Program Population Adjustment (Lines B3 divided by [A2 plus A7]) (Round to four decimal places)			0.9954			1.0672
4. PRELIMINARY APPROPRIATIONS LIMIT (Lines D1 times D2 times D3)			14,395,468.56			16,044,954.33
APPROPRIATIONS SUBJECT TO THE LIMIT						
5. Local Revenues Excluding Interest (Line C18)			885,421.90			648,772.00
6. Preliminary State Aid Calculation						
a. Minimum State Aid in Local Limit (Greater of \$120 times Line B3 or \$2,400; but not greater than Line C26 or less than zero)			191,652.00			204,522.00
b. Maximum State Aid in Local Limit (Lesser of Line C26 or Lines D4 minus D5 plus C23; but not less than zero)			14,772,177.94			16,508,930.33
c. Preliminary State Aid in Local Limit (Greater of Lines D6a or D6b)			14,772,177.94			16,508,930.33
7. Local Revenues in Proceeds of Taxes						
a. Interest Counting in Local Limit (Line C28 divided by [Lines C27 minus C28] times [Lines D5 plus D6c])			154,315.56			46,873.76
b. Total Local Proceeds of Taxes (Lines D5 plus D7a)			1,039,737.46			695,645.76
8. State Aid in Proceeds of Taxes (Greater of Line D6a, or Lines D4 minus D7b plus C23; but not greater than Line C26 or less than zero)			14,617,862.39			16,462,056.57
9. Total Appropriations Subject to the Limit						
a. Local Revenues (Line D7b)			1,039,737.46			
b. State Subventions (Line D8)			14,617,862.39			
c. Less: Excluded Appropriations (Line C23)			1,262,131.28			
d. TOTAL APPROPRIATIONS SUBJECT TO THE LIMIT (Lines D9a plus D9b minus D9c)			14,395,468.56			
10. Adjustments to the Limit Per Government Code Section 7902.1 (Line D9d minus D4)			0.00			
SUMMARY						
11. Adjusted Appropriations Limit						
	2022-23 Actual			2023-24 Budget		

	2022-23 Calculations			2023-24 Calculations		
	Extracted Data	Adjustments*	Entered Data/ Totals	Extracted Data	Adjustments*	Entered Data/ Totals
(Lines D4 plus D10) 12. Appropriations Subject to the Limit (Line D9d)			14,395,468.56			16,044,954.33
			14,395,468.56			
"** Please provide below an explanation for each entry in the adjustments column."						
Teresa Santamaria, CBO _____ Gann Contact Person			559-924-3405 x 2620 _____ Contact Phone Number			

Part I - General Administrative Share of Plant Services Costs

California's indirect cost plan allows that the general administrative costs in the indirect cost pool may include that portion of plant services costs (maintenance and operations costs and facilities rents and leases costs) attributable to the general administrative offices. The calculation of the plant services costs attributed to general administration and included in the pool is standardized and automated using the percentage of salaries and benefits relating to general administration as proxy for the percentage of square footage occupied by general administration.

A. Salaries and Benefits - Other General Administration and Centralized Data Processing

- 1. Salaries and benefits paid through payroll (Funds 01, 09, and 62, objects 1000-3999 except 3701-3702)
(Functions 7200-7700, goals 0000 and 9000) 651,925.60
- 2. Contracted general administrative positions not paid through pay roll _____
 - a. Enter the costs, if any, of general administrative positions performing services ON SITE but paid through a contract, rather than through payroll, in functions 7200-7700, goals 0000 and 9000, Object 5800. 0.00
 - b. If an amount is entered on Line A2a, provide the title, duties, and approximate FTE of each general administrative position paid through a contract. Retain supporting documentation in case of audit

Not applicable

B. Salaries and Benefits - All Other Activities

- 1. Salaries and benefits paid through payroll (Funds 01, 09, and 62, objects 1000-3999 except 3701-3702)
(Functions 1000-6999, 7100-7180, & 8100-8400; Functions 7200-7700, all goals except 0000 & 9000) 26,042,746.09

C. Percentage of Plant Services Costs Attributable to General Administration

(Line A1 plus Line A2a, divided by Line B1; zero if negative) (See Part III, Lines A5 and A6) 2.50%

Part II - Adjustments for Employment Separation Costs

When an employee separates from service, the local educational agency (LEA) may incur costs associated with the separation in addition to the employee's regular salary and benefits for the final pay period. These additional costs can be categorized as "normal" or "abnormal or mass" separation costs

Normal separation costs include items such as pay for accumulated unused leave or routine severance pay authorized by governing board policy. Normal separation costs are not allowable as direct costs to federal programs, but are allowable as indirect costs. State programs may have similar restrictions. Where federal or state program guidelines required that the LEA charge an employee's normal separation costs to an unrestricted resource rather than to the restricted program in which the employee worked, the LEA may identify and enter these costs on Line A for inclusion in the indirect cost pool.

Abnormal or mass separation costs are those costs resulting from actions taken by an LEA to influence employees to terminate their employment earlier than they normally would have. Abnormal or mass separation costs include retirement incentives such as a Golden Handshake or severance packages negotiated to effect termination. Abnormal or mass separation costs may not be charged to federal programs as either direct costs or indirect costs. Where an LEA paid abnormal or mass separation costs on behalf of positions in general administrative functions included in the indirect cost pool, the LEA must identify and enter these costs on Line B for exclusion from the pool.

A. Normal Separation Costs (optional)

Enter any normal separation costs paid on behalf of employees of restricted state or federal programs that were charged to an unrestricted resource (0000-1999) in funds 01, 09, and 62 with functions 1000-6999 or 8100-8400 rather than to the restricted program. These costs will be moved in Part III from base costs to the indirect cost pool. Retain supporting documentation 0.00

B. Abnormal or Mass Separation Costs (required)

Enter any abnormal or mass separation costs paid on behalf of general administrative positions charged to unrestricted resources (0000-1999) in funds 01, 09, and 62 with functions 7200-7700. These costs will be moved in Part III from the indirect cost pool to base costs. If none, enter zero. 0.00

Part III - Indirect Cost Rate Calculation (Funds 01, 09, and 62, unless indicated otherwise)

A. Indirect Costs

- 1. Other General Administration, less portion charged to restricted resources or specific goals
(Functions 7200-7600, objects 1000-5999, minus Line B9) 1,166,602.94
- 2. Centralized Data Processing, less portion charged to restricted resources or specific goals
(Function 7700, objects 1000-5999, minus Line B10) 211,306.46

3. External Financial Audit - Single Audit (Function 7190, resources 0000-1999, goals 0000 and 9000, objects 5000 - 5999)	28,012.50
4. Staff Relations and Negotiations (Function 7120, resources 0000-1999, goals 0000 and 9000, objects 1000 - 5999)	0.00
5. Plant Maintenance and Operations (portion relating to general administrative offices only) (Functions 8100-8400, objects 1000-5999 except 5100, times Part I, Line C)	71,803.64
6. Facilities Rents and Leases (portion relating to general administrative offices only) (Function 8700, resources 0000-1999, objects 1000-5999 except 5100, times Part I, Line C)	0.00
7. Adjustment for Employment Separation Costs	
a. Plus: Normal Separation Costs (Part II, Line A)	0.00
b. Less: Abnormal or Mass Separation Costs (Part II, Line B)	0.00
8. Total Indirect Costs (Lines A1 through A7a, minus Line A7b)	1,477,725.54
9. Carry-Forward Adjustment (Part IV, Line F)	(230,934.69)
10. Total Adjusted Indirect Costs (Line A8 plus Line A9)	1,246,790.85
B. Base Costs	
1. Instruction (Functions 1000-1999, objects 1000-5999 except 5100)	20,376,933.14
2. Instruction-Related Services (Functions 2000-2999, objects 1000-5999 except 5100)	3,974,783.11
3. Pupil Services (Functions 3000-3999, objects 1000-5999 except 4700 and 5100)	1,554,659.02
4. Ancillary Services (Functions 4000-4999, objects 1000-5999 except 5100)	0.00
5. Community Services (Functions 5000-5999, objects 1000-5999 except 5100)	75,232.86
6. Enterprise (Function 6000, objects 1000-5999 except 4700 and 5100)	0.00
7. Board and Superintendent (Functions 7100-7180, objects 1000-5999, minus Part III, Line A4)	692,623.76
8. External Financial Audit - Single Audit and Other (Functions 7190-7191, objects 5000 - 5999, minus Part III, Line A3)	0.00
9. Other General Administration (portion charged to restricted resources or specific goals only) (Functions 7200-7600, resources 2000-9999, objects 1000-5999; Functions 7200-7600, resources 0000-1999, all goals except 0000 and 9000, objects 1000-5999)	284,406.01
10. Centralized Data Processing (portion charged to restricted resources or specific goals only) (Function 7700, resources 2000-9999, objects 1000-5999; Function 7700, resources 0000-1999, all goals except 0000 and 9000, objects 1000-5999)	282,687.44
11. Plant Maintenance and Operations (all except portion relating to general administrative offices) (Functions 8100-8400, objects 1000-5999 except 5100, minus Part III, Line A5)	2,800,341.85
12. Facilities Rents and Leases (all except portion relating to general administrative offices) (Function 8700, objects 1000-5999 except 5100, minus Part III, Line A6)	0.00
13. Adjustment for Employment Separation Costs	
a. Less: Normal Separation Costs (Part II, Line A)	0.00
b. Plus: Abnormal or Mass Separation Costs (Part II, Line B)	0.00
14. Student Activity (Fund 08, functions 4000-5999, objects 1000-5999 except 5100)	0.00
15. Adult Education (Fund 11, functions 1000-6999, 8100-8400, and 8700, objects 1000-5999 except 5100)	0.00
16. Child Development (Fund 12, functions 1000-6999, 8100-8400 & 8700, objects 1000-5999 except 4700 & 5100)	0.00
17. Cafeteria (Funds 13 & 61, functions 1000-6999, 8100-8400 & 8700, objects 1000-5999 except 4700 & 5100)	753,746.83
18. Foundation (Funds 19 & 57, functions 1000-6999, 8100-8400 & 8700, objects 1000-5999 except 4700 & 5100)	0.00
19. Total Base Costs (Lines B1 through B12 and Lines B13b through B18, minus Line B13a)	30,795,414.02
C. Straight Indirect Cost Percentage Before Carry-Forward Adjustment	
(For information only - not for use when claiming/recovering indirect costs)	
(Line A8 divided by Line B19)	4.80%
D. Preliminary Proposed Indirect Cost Rate	
(For final approved fixed-with-carry-forward rate for use in 2024-25 see www.cde.ca.gov/fg/ac/ic)	
(Line A10 divided by Line B19)	4.05%

Part IV - Carry-forward Adjustment

The carry-forward adjustment is an after-the-fact adjustment for the difference between indirect costs recoverable using the indirect cost rate approved for use in a given year, and the actual indirect costs incurred in that year. The carry-forward adjustment eliminates

the need for LEAs to file amended federal reports when their actual indirect costs vary from the estimated indirect costs on which the approved rate was based.

Where the ratio of indirect costs incurred in the current year is less than the estimated ratio of indirect costs on which the approved rate for use in the current year was based, the carry-forward adjustment is limited by using either the approved rate times current year base costs, or the highest rate actually used to recover costs from any program times current year base costs, if the highest rate used was less than the approved rate. Rates used to recover costs from programs are displayed in Exhibit A.

A. Indirect costs incurred in the current year (Part III, Line A8)	1,477,725.54
B. Carry-forward adjustment from prior year(s)	
1. Carry-forward adjustment from the second prior year	788,909.69
2. Carry-forward adjustment amount deferred from prior year(s), if any	0.00
C. Carry-forward adjustment for under- or over-recovery in the current year	
1. Under-recovery: Part III, Line A8, plus carry-forward adjustment from prior years, minus (approved indirect cost rate (9.61%) times Part III, Line B19); zero if negative	0.00
2. Over-recovery: Part III, Line A8, plus carry-forward adjustment from prior years, minus the lesser of (approved indirect cost rate (9.61%) times Part III, Line B19) or (the highest rate used to recover costs from any program (9.61%) times Part III, Line B19); zero if positive	(692,804.06)
D. Preliminary carry-forward adjustment (Line C1 or C2)	(692,804.06)
E. Optional allocation of negative carry-forward adjustment over more than one year	
Where a negative carry-forward adjustment causes the proposed approved rate to fall below zero or would reduce the rate at which the LEA could recover indirect costs to such an extent that it would cause the LEA significant fiscal harm, the LEA may request that the carry-forward adjustment be allocated over more than one year. Where allocation of a negative carry-forward adjustment over more than one year does not resolve a negative rate, the CDE will work with the LEA on a case-by-case basis to establish an approved rate.	
Option 1. Preliminary proposed approved rate (Part III, Line D) if entire negative carry-forward adjustment is applied to the current year calculation:	2.55%
Option 2. Preliminary proposed approved rate (Part III, Line D) if one-half of negative carry-forward adjustment (\$-346402.03) is applied to the current year calculation and the remainder (\$-346402.03) is deferred to one or more future years:	3.67%
Option 3. Preliminary proposed approved rate (Part III, Line D) if one-third of negative carry-forward adjustment (\$-230934.69) is applied to the current year calculation and the remainder (\$-461869.37) is deferred to one or more future years:	4.05%
LEA request for Option 1, Option 2, or Option 3	3
F. Carry-forward adjustment used in Part III, Line A9 (Line D minus amount deferred if Option 2 or Option 3 is selected)	(230,934.69)

Approved indirect cost rate: 9.61%
Highest rate used in any program: 9.61%

Fund	Resource	Eligible Expenditures (Objects 1000-5999 except 4700 & 5100)	Indirect Costs Charged (Objects 7310 and 7350)	Rate Used
01	2600	482,524.33	17,492.41	3.63%
01	3212	597,508.28	57,420.55	9.61%
01	3213	187,497.50	17,585.28	9.38%
01	6266	176,651.79	16,664.87	9.43%
01	6537	47,648.32	1,524.01	3.20%
01	7422	191,600.02	18,400.32	9.60%
13	5310	753,746.83	67,700.17	8.98%

Unaudited Actuals
2022-23 Unaudited Actuals
LOTTERY REPORT
Revenues, Expenditures and
Ending Balances - All Funds

Description	Object Codes	Lottery: Unrestricted (Resource 1100)	Transferred to Other Resources for Expenditure	Lottery: Instructional Materials (Resource 6300)*	Totals
A. AMOUNT AVAILABLE FOR THIS FISCAL YEAR					
1. Adjusted Beginning Fund Balance	9791-9795	391,924.14		312,398.55	704,322.69
2. State Lottery Revenue	8560	330,347.99		166,039.24	496,387.23
3. Other Local Revenue	8600-8799	5,229.32		0.00	5,229.32
4. Transfers from Funds of Lapsed/Reorganized Districts	8965	0.00		0.00	0.00
5. Contributions from Unrestricted Resources (Total must be zero)	8980	0.00			0.00
6. Total Available (Sum Lines A1 through A5)		727,501.45	0.00	478,437.79	1,205,939.24
B. EXPENDITURES AND OTHER FINANCING USES					
1. Certificated Salaries	1000-1999	350.00		0.00	350.00
2. Classified Salaries	2000-2999	0.00		0.00	0.00
3. Employee Benefits	3000-3999	55.48		0.00	55.48
4. Books and Supplies	4000-4999	195,610.04		0.00	195,610.04
5. a. Services and Other Operating Expenditures (Resource 1100)	5000-5999	15,458.70			15,458.70
b. Services and Other Operating Expenditures (Resource 6300)	5000-5999, except 5100, 5710, 5800			0.00	0.00
c. Duplicating Costs for Instructional Materials (Resource 6300)	5100, 5710, 5800			0.00	0.00
6. Capital Outlay	6000-6999	0.00		0.00	0.00
7. Tuition	7100-7199	0.00			0.00
8. Interagency Transfers Out					
a. To Other Districts, County Offices, and Charter Schools	7211, 7212, 7221, 7222, 7281, 7282	0.00			0.00
b. To JPAs and All Others	7213, 7223, 7283, 7299	0.00			0.00
9. Transfers of Indirect Costs	7300-7399	0.00			0.00
10. Debt Service	7400-7499	0.00			0.00
11. All Other Financing Uses	7630-7699	0.00			0.00
12. Total Expenditures and Other Financing Uses (Sum Lines B1 through B11)		211,474.22	0.00	0.00	211,474.22
C. ENDING BALANCE (Must equal Line A6 minus Line B12)	979Z	516,027.23	0.00	478,437.79	994,465.02
D. COMMENTS:					

Data from this report will be used to prepare a report to the Legislature as required by Control Section 24 60 of the Budget Act.

*Pursuant to Government Code Section 8880.4(a)(2)(B) and the definition in Education Code Section 60010(h), Resource 6300 funds are to be used for the purchase of instructional materials only. Any amounts in the shaded cells of this column should be reviewed for appropriateness.

Unaudited Actuals
2022-23
Form and Charter Schools Funds
Program Cost Report
Schedule of Allocation Factors (AF) for Support Costs

	Teacher Full-Time Equivalents				Classroom Units		Pupils Transported
	Instructional Supervision and Administration (Functions 2100 - 2200)	Library, Media, Technology and Other Instructional Resources (Functions 2420-2495)	School Administration (Function 2700)	Pupil Support Services (Functions 3100-3199 & 3900)	Plant Maintenance and Operations (Functions 8100-8400)	Facilities Rents and Leases (Function 8700)	Pupil Transportation (Function 3600)
A. Amount of Undistributed Expenditures, Funds 01, 09, and 62, Goals 0000 and 9000 (will be allocated based on factors input)	657,468.41	21,569.75	0.00	567.00	732,197.20	0.00	287,078.00
B. Enter Allocation Factor(s) by Goal: (Note: Allocation factors are only needed for a column if there are undistributed expenditures in line A.)	FTE Factor(s)	FTE Factor(s)	FTE Factor(s)	FTE Factor(s)	CU Factor(s)	CU Factor(s)	PT Factor(s)
Instructional Goals							
Description							
0001 Pre-Kindergarten							
1110 Regular Education, K-12	94.00	94.00		94.00	127.90		74.00
3100 Alternative Schools							
3200 Continuation Schools							
3300 Independent Study Centers							
3400 Opportunity Schools							
3550 Community Day Schools							
3700 Specialized Secondary Programs							
3800 Career Technical Education							
4110 Regular Education, Adult							
4610 Adult Independent Study Centers							
4620 Adult Correctional Education							
4630 Adult Career Technical Education							
4760 Bilingual							
4850 Migrant Education							
5000-5999 Special Education (allocated to 5001)	8.00	8.00	8.00	8.00	6.60		
6000 ROC/P							
Other Goals							
Description							
7110 Nonagency - Educational							
7150 Nonagency - Other							
8100 Community Services							
8500 Child Care and Development Services							
Other Funds							
Description							
-- Adult Education (Fund 11)							
-- Child Development (Fund 12)							
-- Cafeteria (Funds 13 & 61)							
C. Total Allocation Factors	102.00	102.00	8.00	102.00	134.50	0.00	74.00

Goal	Program/Activity	Direct Costs			Central Admin Costs (col. 3 x Sch. CAC line E) Column 4	Other Costs (Schedule OC) Column 5	Total Costs by Program (col. 3 + 4 + 5) Column 6
		Direct Charged (Schedule DCC) Column 1	Allocated (Schedule AC) Column 2	Subtotal (col. 1 + 2) Column 3			
Instructional Goals							
0001	Pre-Kindergarten	0.00	0.00	0.00	0.00		0.00
1110	Regular Education, K-12	25,414,594.38	1,609,648.81	27,024,242.99	2,356,456.89		29,380,699.88
3100	Alternative Schools	0.00	0.00	0.00	0.00		0.00
3200	Continuation Schools	0.00	0.00	0.00	0.00		0.00
3300	Independent Study Centers	0.00	0.00	0.00	0.00		0.00
3400	Opportunity Schools	0.00	0.00	0.00	0.00		0.00
3550	Community Day Schools	0.00	0.00	0.00	0.00		0.00
3700	Specialized Secondary Programs	0.00	0.00	0.00	0.00		0.00
3800	Career Technical Education	0.00	0.00	0.00	0.00		0.00
4110	Regular Education, Adult	0.00	0.00	0.00	0.00		0.00
4610	Adult Independent Study Centers	0.00	0.00	0.00	0.00		0.00
4620	Adult Correctional Education	0.00	0.00	0.00	0.00		0.00
4630	Adult Career Technical Education	0.00	0.00	0.00	0.00		0.00
4760	Bilingual	0.00	0.00	0.00	0.00		0.00
4850	Migrant Education	0.00	0.00	0.00	0.00		0.00
5000-5999	Special Education	2,140,574.69	89,231.75	2,229,806.44	194,434.41		2,424,240.85
6000	Regional Occupational Ctr/Prg (ROC/P)	0.00	0.00	0.00	0.00		0.00
Other Goals							
7110	Nonagency - Educational	0.00	0.00	0.00	0.00		0.00
7150	Nonagency - Other	0.00	0.00	0.00	0.00		0.00
8100	Community Services	75,232.86	0.00	75,232.86	6,560.15		81,793.01
8500	Child Care and Development Services	0.00	0.00	0.00	0.00		0.00
Other Costs							
---	Food Services					41,182.49	41,182.49
---	Enterprise					0.00	0.00
---	Facilities Acquisition & Construction					752,333.85	752,333.85
---	Other Outgo					516,766.73	516,766.73
Other Funds ---	Adult Education, Child Development, Cafeteria, Foundation [(Column 3 + CAC, line C5) times CAC, line E]		0.00	0.00	108,187.66		108,187.66
---	Indirect Cost Transfers to Other Funds (Net of Funds 01, 09, 62, Function 7210, Object 7350)				(67,700.17)		(67,700.17)
---	Total General Fund and Charter Schools Funds Expenditures	27,630,401.93	1,698,880.36	29,329,282.29	2,597,938.94	1,310,283.07	33,237,504.30

Unaudited Actuals
2022-23
General Fund and Charter Schools Funds
Program Cost Report
Schedule of Direct Charged Costs (DCC)

Goal	Type of Program	Instruction (Functions 1000-1999)	Instructional Supervision and Administration (Functions 2100-2200)	Library, Media, Technology and Other Instructional Resources (Functions 2420-2495)	School Administration (Function 2700)	Pupil Support Services (Functions 3110-3160 and 3900)	Pupil Transportation (Function 3600)	Ancillary Services (Functions 4000-4999)	Community Services (Functions 5000-5999)	General Administration (Functions 7000-7999, except 7210)*	Plant Maintenance and Operations (Functions 8100-8400)	Facilities Rents and Leases (Function 8700)	Total
Instructional Goals													
0001	Pre-Kindergarten	0.00	0.00	0.00	0.00	0.00	0.00	0.00			0.00	0.00	0.00
1110	Regular Education, K-12	18,761,200.93	1,452.41	858,004.24	2,436,288.30	1,154,416.97	88.25	0.00			2,203,143.28	0.00	25,414,594.38
3100	Alternative Schools	0.00	0.00	0.00	0.00	0.00	0.00	0.00			0.00	0.00	0.00
3200	Continuation Schools	0.00	0.00	0.00	0.00	0.00	0.00	0.00			0.00	0.00	0.00
3300	Independent Study Centers	0.00	0.00	0.00	0.00	0.00	0.00	0.00			0.00	0.00	0.00
3400	Opportunity Schools	0.00	0.00	0.00	0.00	0.00	0.00	0.00			0.00	0.00	0.00
3550	Community Day Schools	0.00	0.00	0.00	0.00	0.00	0.00	0.00			0.00	0.00	0.00
3700	Specialized Secondary Programs	0.00	0.00	0.00	0.00	0.00	0.00	0.00			0.00	0.00	0.00
3900	Career Technical Education	0.00	0.00	0.00	0.00	0.00	0.00	0.00			0.00	0.00	0.00
4110	Regular Education, Adult	0.00	0.00	0.00	0.00	0.00	0.00	0.00			0.00	0.00	0.00
4610	Adult Independent Study Centers	0.00	0.00	0.00	0.00	0.00	0.00	0.00			0.00	0.00	0.00
4620	Adult Correctional Education	0.00	0.00	0.00	0.00	0.00	0.00	0.00			0.00	0.00	0.00
4630	Adult Career Technical Education	0.00	0.00	0.00	0.00	0.00	0.00	0.00			0.00	0.00	0.00
4760	Bilingual	0.00	0.00	0.00	0.00	0.00	0.00	0.00			0.00	0.00	0.00
4850	Migrant Education	0.00	0.00	0.00	0.00	0.00	0.00	0.00			0.00	0.00	0.00
5000-5999	Special Education	1,615,732.21	0.00	0.00	0.00	332,050.48	192,792.00	0.00			0.00	0.00	2,140,574.69
6000	ROC/P	0.00	0.00	0.00	0.00	0.00	0.00	0.00			0.00	0.00	0.00
Other Goals													
7110	Nonagency - Educational	0.00	0.00	0.00	0.00	0.00	0.00	0.00	0.00	0.00	0.00	0.00	0.00
7150	Nonagency - Other	0.00	0.00	0.00	0.00	0.00	0.00	0.00	0.00	0.00	0.00	0.00	0.00
8100	Community Services								75,232.86	0.00	0.00	0.00	75,232.86
8500	Child Care and Development Services	0.00	0.00	0.00	0.00	0.00	0.00		0.00	0.00	0.00	0.00	0.00
Total Direct Charged Costs		20,376,933.14	1,452.41	858,004.24	2,436,288.30	1,486,467.45	192,880.25	0.00	75,232.86	0.00	2,203,143.28	0.00	27,630,401.93

* Functions 7100-7199 for goals 8100 and 8500

Unaudited Actuals
2022-23
General Fund and Charter Schools Funds
Program Cost Report
Schedule of Allocated Support Costs (AC)

Goal	Type of Program	Allocated Support Costs (Based on factors Input on Form PCRAF)			Total
		Full-Time Equivalents	Classroom Units	Pupils Transported	
Instructional Goals					
0001	Pre-Kindergarten	0.00	0.00	0.00	0.00
1110	Regular Education, K-12	626,302.79	696,267.82	287,078.00	1,609,648.61
3100	Alternative Schools	0.00	0.00	0.00	0.00
3200	Continuation Schools	0.00	0.00	0.00	0.00
3300	Independent Study Centers	0.00	0.00	0.00	0.00
3400	Opportunity Schools	0.00	0.00	0.00	0.00
3550	Community Day Schools	0.00	0.00	0.00	0.00
3700	Specialized Secondary Programs	0.00	0.00	0.00	0.00
3800	Career Technical Education	0.00	0.00	0.00	0.00
4110	Regular Education, Adult	0.00	0.00	0.00	0.00
4610	Adult Independent Study Centers	0.00	0.00	0.00	0.00
4620	Adult Correctional Education	0.00	0.00	0.00	0.00
4630	Adult Career Technical Education	0.00	0.00	0.00	0.00
4760	Bilingual	0.00	0.00	0.00	0.00
4850	Migrant Education	0.00	0.00	0.00	0.00
5000-5999	Special Education (allocated to 5001)	53,302.37	35,929.38	0.00	89,231.75
6000	ROC/P	0.00	0.00	0.00	0.00
Other Goals					
7110	Nonagency - Educational	0.00	0.00	0.00	0.00
7150	Nonagency - Other	0.00	0.00	0.00	0.00
8100	Community Services	0.00	0.00	0.00	0.00
8500	Child Care and Development Svcs	0.00	0.00	0.00	0.00
Other Funds					
--	Adult Education (Fund 11)	0.00	0.00	0.00	0.00
--	Child Development (Fund 12)	0.00	0.00	0.00	0.00
--	Cafeteria (Funds 13 and 81)	0.00	0.00	0.00	0.00
Total Allocated Support Costs		679,605.16	732,197.20	287,078.00	1,698,880.36

Unaudited Actuals
2022-23
General Fund and Charter Schools Funds
Program Cost Report
Schedule of Central Administration Costs (CAC)

A.	Central Administration Costs in General Fund and Charter Schools Funds	
1	Board and Superintendent (Funds 01, 09, and 62, Functions 7100-7160, Goals 0000-5999 and 9000, Objects 1000-7999)	692,623.76
2	External Financial Audits (Funds 01, 09, and 62, Functions 7190-7191, Goals 0000-5999 and 9000, Objects 1000 - 7999)	28,012.50
3	Other General Administration (Funds 01, 09, and 62, Functions 7200-7600 except 7210, Goal 0000, Objects 1000-7999)	1,451,008.95
4	Centralized Data Processing (Funds 01, 09, and 62, Function 7700, Goal 0000, Objects 1000-7999)	493,993.90
5	Total Central Administration Costs in General Fund and Charter Schools Funds	2,665,639.11
B.	Direct Charged and Allocated Costs in General Fund and Charter Schools Funds	
1	Total Direct Charged Costs (from Form PCR, Column 1, Total)	27,630,401.93
2	Total Allocated Costs (from Form PCR, Column 2, Total)	1,698,890.96
3	Total Direct Charged and Allocated Costs in General Fund and Charter Schools Funds	29,329,292.99
C.	Direct Charged Costs in Other Funds	
1	Adult Education (Fund 11, Objects 1000-5999, except 5100)	0.00
2	Child Development (Fund 12, Objects 1000-5999, except 5100)	0.00
3	Cafeteria (Funds 13 & 61, Objects 1000-5999, except 5100)	1,240,714.27
4	Foundation (Funds 19 & 57, Objects 1000-5999, except 5100)	0.00
5	Total Direct Charged Costs in Other Funds	1,240,714.27
D.	Total Direct Charged and Allocated Costs (B3 + C5)	30,569,996.56
E.	Ratio of Central Administration Costs to Direct Charged and Allocated Costs (A5/D)	8.72%

Unaudited Actuals
2022-23
General Fund and Charter Schools Funds
Program Cost Report
Schedule of Other Costs (OC)

Type of Activity	Food Services (Function 3700)	Enterprise (Function 6000)	Facilities Acquisition & Construction (Function 8500)	Other Outgo (Functions 9000- 9999)	Total
Food Services (Objects 1000-5999, 6400-6920)	41,182.49				41,182.49
Enterprise (Objects 1000-5999, 6400-6920)		0.00			0.00
Facilities Acquisition & Construction (Objects 1000-6700)			752,333.85		752,333.85
Other Outgo (Objects 1000 - 7999)				516,766.73	516,766.73
Total Other Costs	41,182.49	0.00	752,333.85	516,766.73	1,310,283.07

Central Union Elementary
Kings County

Unaudited Actuals
2022-23
General Fund
Special Education Revenue
Allocations
Setup

16 63883 0000000
Form SEAS
D8AKPRUE54(2022-23)

Current LEA:	16-63883-0000000 Central Union Elementary	
Selected SELPA:	AC	(Enter a SELPA ID from the list below then save and close)
POTENTIAL SELPAS FOR THIS LEA	DATE APPROVED	
ID	SELPA-TITLE	(from Form SEA)
AC	Kings County	

Unaudited Actuals
2022-23 Estimated Actuals Unaudited Actuals
SUMMARY OF INTERFUND ACTIVITIES
FOR ALL FUNDS

Description	Direct Costs - Interfund		Indirect Costs - Interfund		Interfund Transfers In 8900-8929	Interfund Transfers Out 7600-7629	Due From Other Funds 9310	Due To Other Funds 9610
	Transfers In 5750	Transfers Out 5750	Transfers In 7350	Transfers Out 7350				
01 GENERAL FUND								
Expenditure Detail	0.00	0.00	0.00	(67,700.17)				
Other Sources/Uses Detail					318,914.69	333,589.73		
Fund Reconciliation							210,114.43	176,682.60
08 STUDENT ACTIVITY SPECIAL REVENUE FUND								
Expenditure Detail	0.00	0.00	0.00	0.00				
Other Sources/Uses Detail					0.00	0.00		
Fund Reconciliation							0.00	0.00
09 CHARTER SCHOOLS SPECIAL REVENUE FUND								
Expenditure Detail	0.00	0.00	0.00	0.00				
Other Sources/Uses Detail					0.00	0.00		
Fund Reconciliation							0.00	0.00
10 SPECIAL EDUCATION PASS-THROUGH FUND								
Expenditure Detail								
Other Sources/Uses Detail								
Fund Reconciliation							0.00	0.00
11 ADULT EDUCATION FUND								
Expenditure Detail	0.00	0.00	0.00	0.00				
Other Sources/Uses Detail					0.00	0.00		
Fund Reconciliation							0.00	0.00
12 CHILD DEVELOPMENT FUND								
Expenditure Detail	0.00	0.00	0.00	0.00				
Other Sources/Uses Detail					0.00	0.00		
Fund Reconciliation							0.00	0.00
13 CAFETERIA SPECIAL REVENUE FUND								
Expenditure Detail	0.00	0.00	67,700.17	0.00				
Other Sources/Uses Detail					0.00	0.00		
Fund Reconciliation							2,045.74	68,055.90
14 DEFERRED MAINTENANCE FUND								
Expenditure Detail	0.00	0.00						
Other Sources/Uses Detail					0.00	115,080.91		
Fund Reconciliation							0.00	0.00
15 PUPIL TRANSPORTATION EQUIPMENT FUND								
Expenditure Detail	0.00	0.00						
Other Sources/Uses Detail					0.00	0.00		
Fund Reconciliation							0.00	0.00
17 SPECIAL RESERVE FUND FOR OTHER THAN CAPITAL OUTLAY								
Expenditure Detail								
Other Sources/Uses Detail					0.00	0.00		
Fund Reconciliation							0.00	0.00
18 SCHOOL BUS EMISSIONS REDUCTION FUND								
Expenditure Detail	0.00	0.00						
Other Sources/Uses Detail					0.00	0.00		

Unaudited Actuals
2022-23 Estimated Actuals Unaudited Actuals
SUMMARY OF INTERFUND ACTIVITIES
FOR ALL FUNDS

Description	Direct Costs - Interfund		Indirect Costs - Interfund		Interfund Transfers In 8900-8929	Interfund Transfers Out 7600-7629	Due From Other Funds 9310	Due To Other Funds 9610
	Transfers In 5750	Transfers Out 5750	Transfers In 7350	Transfers Out 7350				
Fund Reconciliation							0.00	0.00
19 FOUNDATION SPECIAL REVENUE FUND								
Expenditure Detail	0.00	0.00	0.00	0.00				
Other Sources/Uses Detail						0.00		
Fund Reconciliation							0.00	0.00
20 SPECIAL RESERVE FUND FOR POSTEMPLOYMENT BENEFITS								
Expenditure Detail								
Other Sources/Uses Detail					317,857.00	303,181.96		
Fund Reconciliation							158,904.13	126,325.80
21 BUILDING FUND								
Expenditure Detail	0.00	0.00						
Other Sources/Uses Detail					0.00	0.00		
Fund Reconciliation							0.00	0.00
25 CAPITAL FACILITIES FUND								
Expenditure Detail	0.00	0.00						
Other Sources/Uses Detail					0.00	0.00		
Fund Reconciliation							0.00	0.00
30 STATE SCHOOL BUILDING LEASE/PURCHASE FUND								
Expenditure Detail	0.00	0.00						
Other Sources/Uses Detail					0.00	0.00		
Fund Reconciliation							0.00	0.00
35 COUNTY SCHOOL FACILITIES FUND								
Expenditure Detail	0.00	0.00						
Other Sources/Uses Detail					306,523.26	306,523.26		
Fund Reconciliation							6,162.38	6,162.58
40 SPECIAL RESERVE FUND FOR CAPITAL OUTLAY PROJECTS								
Expenditure Detail	0.00	0.00						
Other Sources/Uses Detail					115,080.91	0.00		
Fund Reconciliation							0.00	0.00
49 CAP PROJ FUND FOR BLENDED COMPONENT UNITS								
Expenditure Detail	0.00	0.00						
Other Sources/Uses Detail					0.00	0.00		
Fund Reconciliation							0.00	0.00
51 BOND INTEREST AND REDEMPTION FUND								
Expenditure Detail								
Other Sources/Uses Detail					0.00	0.00		
Fund Reconciliation							0.00	0.00
52 DEBT SVC FUND FOR BLENDED COMPONENT UNITS								
Expenditure Detail								
Other Sources/Uses Detail					0.00	0.00		
Fund Reconciliation							0.00	0.00

Unaudited Actuals
2022-23 Estimated Actuals Unaudited Actuals
SUMMARY OF INTERFUND ACTIVITIES
FOR ALL FUNDS

Description	Direct Costs - Interfund		Indirect Costs - Interfund		Interfund Transfers In 8900-8929	Interfund Transfers Out 7600-7629	Due From Other Funds 9310	Due To Other Funds 9610
	Transfers In 5750	Transfers Out 5750	Transfers In 7350	Transfers Out 7350				
53 TAX OVERRIDE FUND								
Expenditure Detail								
Other Sources/Uses Detail					0.00	0.00		
Fund Reconciliation							0.00	0.00
56 DEBT SERVICE FUND								
Expenditure Detail								
Other Sources/Uses Detail					0.00	0.00		
Fund Reconciliation							0.00	0.00
57 FOUNDATION PERMANENT FUND								
Expenditure Detail	0.00	0.00	0.00	0.00				
Other Sources/Uses Detail						0.00		
Fund Reconciliation							0.00	0.00
61 CAFETERIA ENTERPRISE FUND								
Expenditure Detail	0.00	0.00	0.00	0.00				
Other Sources/Uses Detail					0.00	0.00		
Fund Reconciliation							0.00	0.00
62 CHARTER SCHOOLS ENTERPRISE FUND								
Expenditure Detail	0.00	0.00	0.00	0.00				
Other Sources/Uses Detail					0.00	0.00		
Fund Reconciliation							0.00	0.00
63 OTHER ENTERPRISE FUND								
Expenditure Detail	0.00	0.00						
Other Sources/Uses Detail					0.00	0.00		
Fund Reconciliation							0.00	0.00
66 WAREHOUSE REVOLVING FUND								
Expenditure Detail	0.00	0.00						
Other Sources/Uses Detail					0.00	0.00		
Fund Reconciliation							0.00	0.00
67 SELF-INSURANCE FUND								
Expenditure Detail	0.00	0.00						
Other Sources/Uses Detail					0.00	0.00		
Fund Reconciliation							0.00	0.00
71 RETIREE BENEFIT FUND								
Expenditure Detail								
Other Sources/Uses Detail					0.00			
Fund Reconciliation							0.00	0.00
73 FOUNDATION PRIVATE-PURPOSE TRUST FUND								
Expenditure Detail	0.00	0.00						
Other Sources/Uses Detail					0.00			
Fund Reconciliation							0.00	0.00
76 WARRANT/PASS-THROUGH FUND								
Expenditure Detail								
Other Sources/Uses Detail								
Fund Reconciliation							0.00	0.00

Unaudited Actuals
2022-23 Estimated Actuals Unaudited Actuals
SUMMARY OF INTERFUND ACTIVITIES
FOR ALL FUNDS

Description	Direct Costs - Interfund		Indirect Costs - Interfund		Interfund Transfers In 8900-8929	Interfund Transfers Out 7600-7629	Due From Other Funds 9310	Due To Other Funds 9610
	Transfers In 5750	Transfers Out 5750	Transfers In 7350	Transfers Out 7350				
95 STUDENT BODY FUND								
Expenditure Detail								
Other Sources/Uses Detail								
Fund Reconciliation							0.00	0.00
TOTALS	0.00	0.00	67,700.17	(67,700.17)	1,058,375.86	1,058,375.86	377,226.68	377,226.88

Unaudited Actuals
Special Education Maintenance of Effort
2022-23 Actual vs. Actual Comparison Year
2022-23 Expenditures by LEA (LE-CY)

Object Code	Description	Special Education, Unspecified (Goal 5001)	Regionalized Services (Goal 5050)	Regionalized Program Specialist (Goal 5060)	Special Education, Infants (Goal 5710)	Special Education, Preschool Students (Goal 5730)	Spec. Education, Ages 5-22 (Goal 5760)	Adjustments*	Total	
UNDUPLICATED PUPIL COUNT									179.00	
TOTAL EXPENDITURES (Funds 01, 09, & 62; resources 0000-9999)										
1000-1999	Certificated Salaries	0.00	0.00	0.00	0.00	0.00	1,088,237.25		1,088,237.25	
2000-2999	Classified Salaries	0.00	0.00	0.00	0.00	0.00	231,891.71		231,891.71	
3000-3999	Employee Benefits	0.00	0.00	0.00	0.00	0.00	567,221.90		567,221.90	
4000-4999	Books and Supplies	0.00	0.00	0.00	0.00	0.00	30,202.84		30,202.84	
5000-5999	Services and Other Operating Expenditures	0.00	0.00	0.00	0.00	0.00	223,020.99		223,020.99	
6000-6999	Capital Outlay (except objects 6600, 6700, 6910 & 6920)	0.00	0.00	0.00	0.00	0.00	0.00		0.00	
7130	State Special Schools	0.00	0.00	0.00	0.00	0.00	0.00		0.00	
7430-7439	Debt Service	0.00	0.00	0.00	0.00	0.00	0.00		0.00	
	Total Direct Costs	0.00	0.00	0.00	0.00	0.00	2,140,574.69	0.00	2,140,574.69	
7310	Transfers of Indirect Costs	0.00	0.00	0.00	0.00	0.00	0.00		0.00	
7350	Transfers of Indirect Costs - Interfund	0.00	0.00	0.00	0.00	0.00	0.00		0.00	
PCRA	Program Cost Report Allocations	89,231.74							89,231.74	
	Total Indirect Costs and PCR Allocations	89,231.74	0.00	0.00	0.00	0.00	0.00	0.00	89,231.74	
	TOTAL COSTS	89,231.74	0.00	0.00	0.00	0.00	2,140,574.69	0.00	2,229,806.43	
FEDERAL EXPENDITURES (Funds 01, 09, and 62; resources 3000-5999, except 3385)										
1000-1999	Certificated Salaries	0.00	0.00	0.00	0.00	0.00	82,991.85		82,991.85	
2000-2999	Classified Salaries	0.00	0.00	0.00	0.00	0.00	2,000.00		2,000.00	
3000-3999	Employee Benefits	0.00	0.00	0.00	0.00	0.00	28,901.27		28,901.27	
4000-4999	Books and Supplies	0.00	0.00	0.00	0.00	0.00	0.00		0.00	
5000-5999	Services and Other Operating Expenditures	0.00	0.00	0.00	0.00	0.00	0.00		0.00	
6000-6999	Capital Outlay (except objects 6600, 6700, 6910 & 6920)	0.00	0.00	0.00	0.00	0.00	0.00		0.00	
7130	State Special Schools	0.00	0.00	0.00	0.00	0.00	0.00		0.00	
7430-7439	Debt Service	0.00	0.00	0.00	0.00	0.00	0.00		0.00	
	Total Direct Costs	0.00	0.00	0.00	0.00	0.00	113,893.12	0.00	113,893.12	
7310	Transfers of Indirect Costs	0.00	0.00	0.00	0.00	0.00	0.00		0.00	
7350	Transfers of Indirect Costs - Interfund	0.00	0.00	0.00	0.00	0.00	0.00		0.00	
	Total Indirect Costs	0.00	0.00	0.00	0.00	0.00	0.00	0.00	0.00	
	TOTAL BEFORE OBJECT 8980	0.00	0.00	0.00	0.00	0.00	113,893.12	0.00	113,893.12	
8980	Less: Contributions from Unrestricted Revenues to Federal Resources (Resources 3310-3400, except 3385, all goals; resources 3000-3178 & 3410-5810, goals 5000-5999)									0.00
	TOTAL COSTS									113,893.12
STATE AND LOCAL EXPENDITURES (Funds 01, 09, & 62; resources 0000-2999, 3385, & 6000-9999)										
1000-1999	Certificated Salaries	0.00	0.00	0.00	0.00	0.00	1,005,245.40		1,005,245.40	

Unaudited Actuals
Special Education Maintenance of Effort
2022-23 Actual vs. Actual Comparison Year
2022-23 Expenditures by LEA (LE-CY)

Object Code	Description	Special Education, Unspecified (Goal 5001)	Regionalized Services (Goal 5050)	Regionalized Program Specialist (Goal 5060)	Special Education, Infants (Goal 5710)	Special Education, Preschool Students (Goal 5730)	Spec. Education, Ages 5-22 (Goal 5760)	Adjustments*	Total
2000-2999	Classified Salaries	0.00	0.00	0.00	0.00	0.00	229,891.71		229,891.71
3000-3999	Employee Benefits	0.00	0.00	0.00	0.00	0.00	538,320.63		538,320.63
4000-4999	Books and Supplies	0.00	0.00	0.00	0.00	0.00	30,202.84		30,202.84
5000-5999	Services and Other Operating Expenditures	0.00	0.00	0.00	0.00	0.00	223,020.99		223,020.99
6000-6999	Capital Outlay (except objects 6600, 6700, 6910 & 6920)	0.00	0.00	0.00	0.00	0.00	0.00		0.00
7130	State Special Schools	0.00	0.00	0.00	0.00	0.00	0.00		0.00
7430-7439	Debt Service	0.00	0.00	0.00	0.00	0.00	0.00		0.00
	Total Direct Costs	0.00	0.00	0.00	0.00	0.00	2,026,681.57	0.00	2,026,681.57
7310	Transfers of Indirect Costs	0.00	0.00	0.00	0.00	0.00	0.00		0.00
7350	Transfers of Indirect Costs - Interfund	0.00	0.00	0.00	0.00	0.00	0.00		0.00
PCRA	Program Cost Report Allocations	89,231.74							89,231.74
	Total Indirect Costs and PCR Allocations	89,231.74	0.00	0.00	0.00	0.00	0.00	0.00	89,231.74
	TOTAL BEFORE OBJECT 8980	89,231.74	0.00	0.00	0.00	0.00	2,026,681.57	0.00	2,115,913.31
8980	Contributions from Unrestricted Revenues to Federal Resources (from Federal Expenditures section)								0.00
	TOTAL COSTS								2,115,913.31
LOCAL EXPENDITURES (Funds 01, 09, & 62; resources 0000-1999 & 8000-9999)									
1000-1999	Certificated Salaries	0.00	0.00	0.00	0.00	0.00	0.00		0.00
2000-2999	Classified Salaries	0.00	0.00	0.00	0.00	0.00	0.00		0.00
3000-3999	Employee Benefits	0.00	0.00	0.00	0.00	0.00	797.18		797.18
4000-4999	Books and Supplies	0.00	0.00	0.00	0.00	0.00	0.00		0.00
5000-5999	Services and Other Operating Expenditures	0.00	0.00	0.00	0.00	0.00	0.00		0.00
6000-6999	Capital Outlay (except objects 6600, 6700, 6910 & 6920)	0.00	0.00	0.00	0.00	0.00	0.00		0.00
7130	State Special Schools	0.00	0.00	0.00	0.00	0.00	0.00		0.00
7430-7439	Debt Service	0.00	0.00	0.00	0.00	0.00	0.00		0.00
	Total Direct Costs	0.00	0.00	0.00	0.00	0.00	797.18	0.00	797.18
7310	Transfers of Indirect Costs	0.00	0.00	0.00	0.00	0.00	0.00		0.00
7350	Transfers of Indirect Costs - Interfund	0.00	0.00	0.00	0.00	0.00	0.00		0.00
	Total Indirect Costs	0.00	0.00	0.00	0.00	0.00	0.00	0.00	0.00
	TOTAL BEFORE OBJECT 8980	0.00	0.00	0.00	0.00	0.00	797.18	0.00	797.18
8980	Contributions from Unrestricted Revenues to Federal Resources (from Federal Expenditures section)								0.00
8980	Contributions from Unrestricted Revenues to State Resources (Resources 3385, 6500, 6510, & 7240, all goals; resources 2000-2999 & 6010-7810, except 6500, 6510, & 7240, goals 5000-5999)								1,175,698.00
	TOTAL COSTS								1,176,495.18

* Attach an additional sheet with explanations of any amounts in the Adjustments column.

Unaudited Actuals
Special Education Maintenance of Effort
2022-23 Actual vs. Actual Comparison Year
2021-22 Expenditures by LEA (LE-PY)

2021-22 Expenditures		A. State and Local	B. Local Only
1.	Enter Total Costs amounts from the 2021-22 Report SEMA, 2021-22 Expenditures by LEA (LE-CY) worksheet, Total Column, for the State and Local Expenditures section and the Local Expenditures section		
2.	Enter audit adjustments of 2021-22 special education expenditures from SACS2023ALL data, not included in Line 1 (explain below) (Funds 01, 09, and 62; resources 0000-2999 & 6000-9999; Object 9793)		

3.	Enter restatements of 2022-23 special education beginning fund balances from SACS2023ALL data, not included in Line 1 (explain below) (Funds 01, 09, and 62; resources 0000 - 2999 & 6000 - 9999; Object 9795)		

4.	Enter any other adjustments, not included in Line 1 (explain below)		

5.	2021-22 Expenditures, Adjusted for 2022-23 MOE Calculation (Sum lines 1 through 4)	0.00	0.00
C. Unduplicated Pupil Count			
1.	Enter the unduplicated pupil count reported in 2021-22 Report SEMA, 2021-22 Expenditures by LEA (LE-CY) worksheet		
2.	Enter any adjustments not included in Line C1 (explain below)		

3.	2021-22 Unduplicated Pupil Count, Adjusted for 2022-23 MOE Calculation (Line C1 plus Line C2)	0.00	

Unaudited Actuals
Special Education Maintenance of Effort
2022-23 Actual vs. Actual Comparison Year
LEA Maintenance of Effort Calculation (LMC-A)

SELPA: Kings County (AC)

This form is used to check maintenance of effort (MOE) for an LEA, whether the LEA is a member of a SELPA or is a single-LEA SELPA. If a member of a SELPA, submit this form together with the 2022-23 Expenditures by LEA (LE-CY) and the 2021-22 Expenditures by LEA (LE-PY) to the SELPA AU. If a single-LEA SELPA, submit the forms to the CDE.

Per the federal Subsequent Years Rule, in order to determine the required level of effort, the LEA must look back to the last fiscal year in which the LEA maintained effort using the same method by which it is currently establishing the compliance standard. To meet the requirement of the Subsequent Years Rule, the LMC-A worksheet has been revised to make changes to sections 3.A.1, 3.A.2, 3.B.1, and 3.B.2. The revised sections allow the LEA to compare the 2022-23 expenditures to the most recent fiscal year the LEA met MOE using that method, which is the comparison year. To ensure the LEA is comparing 2022-23 expenditures to the appropriate comparison year, the LEA is required to complete the Subsequent Years Tracking (SYT) worksheet with their LMC-A worksheet. The SYT worksheet tracks the result for each of the four methods back to FY 2011-12, which is the baseline year for LEA MOE calculations established by the Office of Special Education Programs. The SYT worksheet is available at: <http://www.cde.ca.gov/sp/se/as/documents/subseqyrtrckwrkshst.xls>.

There are four methods that the LEA can use to demonstrate the compliance standard. They are (1) combined state and local expenditures; (2) combined state and local expenditures on a per capita basis; (3) local expenditures only; and (4) local expenditures only on a per capita basis.

The LEA is only required to pass one of the tests to meet the MOE requirement. However, the LEA is required to show results for all four methods. These results are necessary both for historical purposes and for the possibility that the LEA may want, or need, to switch methods in future years.

SECTION 1 Exempt Reduction Under 34 CFR Section 300.204

If your LEA determines that a reduction in expenditures occurred as a result of one or more of the following conditions, you may calculate a reduction to the required MOE standard. Reductions may apply to combined state and local MOE standard, local only MOE standard, or both. If the LEA meets one of the conditions below, the LEA must complete and include the IDEA MOE Exemption Worksheet available at: <http://www.cde.ca.gov/sp/se/as/documents/leamoeexempwrkshst.xls>

1. Voluntary departure, by retirement or otherwise, or departure for just cause, of special education or related services personnel.
2. A decrease in the enrollment of children with disabilities.
3. The termination of the obligation of the agency to provide a program of special education to a particular child with a disability that is an exceptionally costly program, as determined by the SEA, because the child:
 - a. Has left the jurisdiction of the agency;
 - b. Has reached the age at which the obligation of the agency to provide free appropriate public education (FAPE) to the child has terminated; or
 - c. No longer needs the program of special education
4. The termination of costly expenditures for long-term purchases, such as the acquisition of equipment or the construction of school facilities.
5. The assumption of cost by the high cost fund operated by the SEA under 34 CFR Sec. 300.704(c).

Provide the condition number, if any, to be used in the calculation below:

	State and Local	Local Only
_____	_____	_____
_____	_____	_____
_____	_____	_____
_____	_____	_____
_____	_____	_____
_____	_____	_____
Total exempt reductions	0.00	0.00

SECTION 2 Reduction to MOE Requirement Under IDEA, Section 613 (a)(2)(C) (34 CFR Sec. 300.205)

IMPORTANT NOTE: Only LEAs that have a "meets requirement" compliance determination and that are not found significantly disproportionate for the current year are eligible to use this option to reduce their MOE requirement.

Unaudited Actuals
Special Education Maintenance of Effort
2022-23 Actual vs. Actual Comparison Year
LEA Maintenance of Effort Calculation (LMC-A)

SELPA: **Kings County (AC)**

Up to 50% of the increase in IDEA Part B Section 611 funding in current year compared with prior year may be used to reduce the required level of state and local expenditures. This option is available only if the LEA used or will use the freed up funds for activities authorized under the Elementary and Secondary Education Act (ESEA) of 1965. Also, the amount of Part B funds used for early intervening services (34 CFR 300.226(a)) will count toward the maximum amount by which the LEA may reduce its MOE requirement under this exception [P.L. 108-446].

		State and Local	Local Only
Current year funding (IDEA Section 611 Local Assistance Grant Award - Resource 3310)	_____		
Less: Prior year's funding (IDEA Section 611 Local Assistance Grant Awards - Resource 3305 and 3310)	_____		
Increase in funding (if difference is positive)	0.00		
Maximum available for MOE reduction (50% of increase in funding)	0.00 (a)		
Current year funding (IDEA Section 619 - Resource 3315)	_____		
Maximum available for early intervening services (EIS) (15% of current year funding - Resources 3310 and 3315)	0.00 (b)		

If (b) is greater than (a).

Enter portion to set aside for EIS (cannot exceed line (b), Maximum available for EIS) (c)

Available for MOE reduction. (line (a) minus line (c), zero if negative) 0.00 (d)

Enter portion used to reduce MOE requirement (cannot exceed line (d), Available for MOE reduction)

If (b) is less than (a).

Enter portion used to reduce MOE requirement (first column cannot exceed line (a), Maximum available for MOE reduction, second and third columns cannot exceed (e), Portion used to reduce MOE requirement) (e)

Available to set aside for EIS (line (b) minus line (e), zero if negative) 0.00 (f)

Note: If your LEA exercises the authority under 34 CFR 300.205(a) to reduce the MOE requirement, the LEA must list the activities (which are authorized under the ESEA) paid with the freed up funds:

Unaudited Actuals
Special Education Maintenance of Effort
2022-23 Actual vs. Actual Comparison Year
LEA Maintenance of Effort Calculation (LMC-A)

SELPA: Kings County (AC)

	Actual Expenditures (LE-CY Worksheet) FY 2022-23	Actual Expenditures Comparison Year 2021-22	Difference (A - B)
A. COMBINED STATE AND LOCAL EXPENDITURES METHOD			
1. Under "Comparison Year," enter the most recent year in which MOE compliance was met using the actual vs. actual method based on state and local expenditures.			
a. Total special education expenditures	2,229,806.43		
b. Less: Expenditures paid from federal sources	113,893.12		
c. Expenditures paid from state and local sources	2,115,913.31	1,995,019.29	
Add/Less: Adjustments required for MOE calculation		0.00	
Comparison year's expenditures, adjusted for MOE calculation		1,995,019.29	
Less: Exempt reduction(s) for SECTION 1		0.00	
Less: 50% reduction from SECTION 2		0.00	
Net expenditures paid from state and local sources	2,115,913.31	1,995,019.29	120,894.02

If the difference in Column C for the Section 3.A.1 is positive or zero, the MOE compliance requirement is met based on the combination of state and local expenditures.

	Actual FY 2022-23	Comparison Year 2015-16	Difference
2. Under "Comparison Year," enter the most recent year in which MOE compliance was met using the actual vs. actual method based on the per capita state and local expenditures.			
a. Total special education expenditures	2,229,806.43		
b. Less: Expenditures paid from federal sources	113,893.12		
c. Expenditures paid from state and local sources	2,115,913.31	1,289,782.27	
Add/Less: Adjustments required for MOE calculation		0.00	
Comparison year's expenditures, adjusted for MOE calculation		1,289,782.27	
Less: Exempt reduction(s) from SECTION 1		0.00	
Less: 50% reduction from SECTION 2		0.00	
Net expenditures paid from state and local sources	2,115,913.31	1,289,782.27	
d. Special education unduplicated pupil count	179.00	83.00	
e. Per capita state and local expenditures (A2c/A2d)	11,820.74	15,539.55	(3,718.80)

If the difference in Column C for the Section 3.A.2 is positive or zero, the MOE compliance requirement is met based on the per capita state and local expenditures.

B. LOCAL EXPENDITURES ONLY METHOD

Actual Comparison Year

Unaudited Actuals
Special Education Maintenance of Effort
2022-23 Actual vs. Actual Comparison Year
LEA Maintenance of Effort Calculation (LMC-A)

SELPA: **Kings County (AC)**

	FY 2022-23	2021-22	Difference
1. Under "Comparison Year," enter the most recent year in which MOE compliance was met using the actual vs. actual method based on local expenditures only.			
a. Expenditures paid from local sources	1,176,495.18	1,208,328.64	
Add/Less: Adjustments required for MOE calculation		0.00	
Comparison year's expenditures, adjusted for MOE calculation		1,208,328.64	
Less: Exempt reduction(s) from SECTION 1		0.00	
Less: 50% reduction from SECTION 2		0.00	
Net expenditures paid from local sources	1,176,495.18	1,208,328.64	(31,833.46)

If the difference in Column C for the Section 3.B.1 is positive or zero, the MOE compliance requirement is met based on the local expenditures only.

	Actual FY 2022-23	Comparison Year 2018-19	Difference
2. Under "Comparison Year," enter the most recent year in which MOE compliance was met using the actual vs. actual method based on the per capita local expenditures only.			
a. Expenditures paid from local sources	1,176,495.18	1,072,235.99	
Add/Less: Adjustments required for MOE calculation		0.00	
Comparison year's expenditures, adjusted for MOE		1,072,235.99	
Less: Exempt reduction(s) from SECTION 1		0.00	
Less: 50% reduction from SECTION 2		0.00	
Net expenditures paid from local sources	1,176,495.18	1,072,235.99	
b. Special education unduplicated pupil count	179.00	124.00	
c. Per capita local expenditures(B2a/ B2b)	6,572.60	8,647.06	(2,074.47)

If the difference in Column C for the Section 3.B.2 is positive or zero, the MOE compliance requirement is met based on the per capita local expenditures only.

Ivo Denham

 Contact Name
 Director Business Services

 Title

559-589-7042

 Telephone Number
 idenham@kingscoe.org

 Email Address

SELPA: Kings County (AC)

Object Code	Description	Kings County Office of Education (AC00)	Armona Union Elementary (AC01)	Central Union Elementary (AC02)	Hanford Elementary (AC03)	Kit Carson Union Elementary (AC04)	Lemoore Union Elementary (AC05)
TOTAL EXPENDITURES - All Sources							
1000-1999	Certificated Salaries						
2000-2999	Classified Salaries						
3000-3999	Employee Benefits						
4000-4999	Books and Supplies						
5000-5999	Services and Other Operating Expenditures						
6000-6999	Capital Outlay (except objects 6600, 6700, 6910 & 6920)						
7130	State Special Schools						
7430-7439	Debt Service						
	Total Direct Costs	0.00	0.00	0.00	0.00	0.00	0.00
7310	Transfers of Indirect Costs						
7350	Transfers of Indirect Costs - Interfund						
PCRA	Program Cost Report Allocations						
	Total Indirect Costs and PCR Allocations	0.00	0.00	0.00	0.00	0.00	0.00
	TOTAL COSTS	0.00	0.00	0.00	0.00	0.00	0.00
EXPENDITURES - Paid from State and Local Sources							
1000-1999	Certificated Salaries						
2000-2999	Classified Salaries						
3000-3999	Employee Benefits						
4000-4999	Books and Supplies						
5000-5999	Services and Other Operating Expenditures						
6000-6999	Capital Outlay (except objects 6600, 6700, 6910 & 6920)						
7130	State Special Schools						
7430-7439	Debt Service						
	Total Direct Costs	0.00	0.00	0.00	0.00	0.00	0.00
7310	Transfers of Indirect Costs						
7350	Transfers of Indirect Costs - Interfund						
PCRA	Program Cost Report Allocations						
	Total Indirect Costs and PCR Allocations	0.00	0.00	0.00	0.00	0.00	0.00
	TOTAL BEFORE OBJECT 8980	0.00	0.00	0.00	0.00	0.00	0.00
8980	Contributions from Unrestricted Revenues to Federal Resources						
	TOTAL COSTS	0.00	0.00	0.00	0.00	0.00	0.00
EXPENDITURES - Paid from Local Sources							
1000-1999	Certificated Salaries						
2000-2999	Classified Salaries						

SELPA: Kings County (AC)

Object Code	Description	Kings County Office of Education (AC00)	Armona Union Elementary (AC01)	Central Union Elementary (AC02)	Hanford Elementary (AC03)	Kit Carson Union Elementary (AC04)	Lemoore Union Elementary (AC05)
3000-3999	Employee Benefits						
4000-4999	Books and Supplies						
5000-5999	Services and Other Operating Expenditures						
6000-6999	Capital Outlay (except objects 6600, 6700, 6910 & 6920)						
7130	State Special Schools						
7430-7439	Debt Service						
	Total Direct Costs	0.00	0.00	0.00	0.00	0.00	0.00
7310	Transfers of Indirect Costs						
7350	Transfers of Indirect Costs - Interfund						
	Total Indirect Costs	0.00	0.00	0.00	0.00	0.00	0.00
	TOTAL BEFORE OBJECT 8980	0.00	0.00	0.00	0.00	0.00	0.00
8980	Contributions from Unrestricted Revenues to Federal Resources (from EXPENDITURES - Paid from State and Local Sources section)						
8980	Contributions from Unrestricted Revenues to State Resources						
	TOTAL COSTS	0.00	0.00	0.00	0.00	0.00	0.00
UNDUPLICATED PUPIL COUNT							

* Attach an additional sheet with explanations of any amounts in the Adjustments column

SELPA: Kings County (AC)

Object Code	Description	Hanford Joint Union High (AC06)	Lemoore Union High (AC07)	Corcoran Joint Unified (AC08)	Reef-Sunset Unified (AC09)	Kings River-Hardwick Union Elementary (AC10)	Lakeside Union Elementary (AC11)
TOTAL EXPENDITURES - All Sources							
1000-1999	Certificated Salaries						
2000-2999	Classified Salaries						
3000-3999	Employee Benefits						
4000-4999	Books and Supplies						
5000-5999	Services and Other Operating Expenditures						
6000-6999	Capital Outlay (except objects 6600, 6700, 6910 & 6920)						
7130	State Special Schools						
7430-7439	Debt Service						
	Total Direct Costs	0.00	0.00	0.00	0.00	0.00	0.00
7310	Transfers of Indirect Costs						
7350	Transfers of Indirect Costs - Interfund						
PCRA	Program Cost Report Allocations						
	Total Indirect Costs and PCR Allocations	0.00	0.00	0.00	0.00	0.00	0.00
	TOTAL COSTS	0.00	0.00	0.00	0.00	0.00	0.00
EXPENDITURES - Paid from State and Local Sources							
1000-1999	Certificated Salaries						
2000-2999	Classified Salaries						
3000-3999	Employee Benefits						
4000-4999	Books and Supplies						
5000-5999	Services and Other Operating Expenditures						
6000-6999	Capital Outlay (except objects 6600, 6700, 6910 & 6920)						
7130	State Special Schools						
7430-7439	Debt Service						
	Total Direct Costs	0.00	0.00	0.00	0.00	0.00	0.00
7310	Transfers of Indirect Costs						
7350	Transfers of Indirect Costs - Interfund						
PCRA	Program Cost Report Allocations						
	Total Indirect Costs and PCR Allocations	0.00	0.00	0.00	0.00	0.00	0.00
	TOTAL BEFORE OBJECT 8980	0.00	0.00	0.00	0.00	0.00	0.00
8980	Contributions from Unrestricted Revenues to Federal Resources						
	TOTAL COSTS	0.00	0.00	0.00	0.00	0.00	0.00
EXPENDITURES - Paid from Local Sources							
1000-1999	Certificated Salaries						

SELPA: Kings County (AC)

Object Code	Description	Hanford Joint Union High (AC06)	Lemoore Union High (AC07)	Corcoran Joint Unified (AC08)	Reef-Sunset Unified (AC09)	Kings River-Hardwick Union Elementary (AC10)	Lakeside Union Elementary (AC11)
2000-2999	Classified Salaries						
3000-3999	Employee Benefits						
4000-4999	Books and Supplies						
5000-5999	Services and Other Operating Expenditures						
6000-6999	Capital Outlay (except objects 6600, 6700, 6910 & 6920)						
7130	State Special Schools						
7430-7439	Debt Service						
	Total Direct Costs	0.00	0.00	0.00	0.00	0.00	0.00
7310	Transfers of Indirect Costs						
7350	Transfers of Indirect Costs - Interfund						
	Total Indirect Costs	0.00	0.00	0.00	0.00	0.00	0.00
	TOTAL BEFORE OBJECT 8980	0.00	0.00	0.00	0.00	0.00	0.00
8980	Contributions from Unrestricted Revenues to Federal Resources (from EXPENDITURES - Paid from State and Local Sources section)						
8980	Contributions from Unrestricted Revenues to State Resources						
	TOTAL COSTS	0.00	0.00	0.00	0.00	0.00	0.00
UNDUPLICATED PUPIL COUNT							

* Attach an additional sheet with explanations of any amounts in the Adjustments column.

SELPA: Kings County (AC)

Object Code	Description	Pioneer Union Elementary (AC12)	Island Union Elementary (AC13)	Kings Schools Transportation Authority JPA (AC99)	Adjustments*	Total
TOTAL EXPENDITURES - All Sources						
1000-1999	Certificated Salaries					0.00
2000-2999	Classified Salaries					0.00
3000-3999	Employee Benefits					0.00
4000-4999	Books and Supplies					0.00
5000-5999	Services and Other Operating Expenditures					0.00
6000-6999	Capital Outlay (except objects 6600, 6700, 6910 & 6920)					0.00
7130	State Special Schools					0.00
7430-7439	Debt Service					0.00
	Total Direct Costs	0.00	0.00	0.00	0.00	0.00
7310	Transfers of Indirect Costs					0.00
7350	Transfers of Indirect Costs - Interfund					0.00
PCRA	Program Cost Report Allocations					0.00
	Total Indirect Costs and PCR Allocations	0.00	0.00	0.00	0.00	0.00
	TOTAL COSTS	0.00	0.00	0.00	0.00	0.00
EXPENDITURES - Paid from State and Local Sources						
1000-1999	Certificated Salaries					0.00
2000-2999	Classified Salaries					0.00
3000-3999	Employee Benefits					0.00
4000-4999	Books and Supplies					0.00
5000-5999	Services and Other Operating Expenditures					0.00
6000-6999	Capital Outlay (except objects 6600, 6700, 6910 & 6920)					0.00
7130	State Special Schools					0.00
7430-7439	Debt Service					0.00
	Total Direct Costs	0.00	0.00	0.00	0.00	0.00
7310	Transfers of Indirect Costs					0.00
7350	Transfers of Indirect Costs - Interfund					0.00
PCRA	Program Cost Report Allocations					0.00
	Total Indirect Costs and PCR Allocations	0.00	0.00	0.00	0.00	0.00
	TOTAL BEFORE OBJECT 8980	0.00	0.00	0.00	0.00	0.00
8980	Contributions from Unrestricted Revenues to Federal Resources					0.00
	TOTAL COSTS	0.00	0.00	0.00	0.00	0.00
EXPENDITURES - Paid from Local Sources						

SELPA: Kings County (AC)

Object Code	Description	Pioneer Union Elementary (AC12)	Island Union Elementary (AC13)	Kings Schools Transportation Authority JPA (AC99)	Adjustments*	Total
1000-1999	Certificated Salaries					0.00
2000-2999	Classified Salaries					0.00
3000-3999	Employee Benefits					0.00
4000-4999	Books and Supplies					0.00
5000-5999	Services and Other Operating Expenditures					0.00
6000-6999	Capital Outlay (except objects 6600, 6700, 6910 & 6920)					0.00
7130	State Special Schools					0.00
7430-7439	Debt Service					0.00
	Total Direct Costs	0.00	0.00	0.00	0.00	0.00
7310	Transfers of Indirect Costs					0.00
7350	Transfers of Indirect Costs - Interfund					0.00
	Total Indirect Costs	0.00	0.00	0.00	0.00	0.00
	TOTAL BEFORE OBJECT 8980	0.00	0.00	0.00	0.00	0.00
8980	Contributions from Unrestricted Revenues to Federal Resources (from EXPENDITURES - Paid from State and Local Sources section)				0.00	0.00
8980	Contributions from Unrestricted Revenues to State Resources					0.00
	TOTAL COSTS	0.00	0.00	0.00	0.00	0.00
UNDUPLICATED PUPIL COUNT						0.00

* Attach an additional sheet with explanations of any amounts in the Adjustments column

Unaudited Actuals
Unaudited Actuals 2022-23
Technical Review Checks
Phase - All
Display - All Technical Checks

Central Union Elementary

Kings County

Following is a chart of the various types of technical review checks and related requirements:

F - Fatal (Data must be corrected; an explanation is not allowed)

WWC - Warning/Warning with Calculation (If data are not correct, correct the data; if data are correct an explanation is required)

O - Informational (If data are not correct, correct the data; if data are correct an explanation is optional, but encouraged)

IMPORT CHECKS

BALANCE-FDxRS - (Fatal) - Adjusted Beginning Fund Balance plus Revenues minus Expenditures minus Assets minus Deferred Outflows of Resources plus Liabilities plus Deferred Inflows of Resources, must total zero by fund and resource, except for agency funds 76 and 95. **Passed**

BALANCE-FDxRS-AGENCY - (Fatal) - Assets (objects 9100-9489) minus Liabilities (objects 9500-9689) must total zero by fund and resource for agency funds 76 and 95. **Passed**

CHECKFUNCTION - (Fatal) - All FUNCTION codes must be valid. **Passed**

CHECKFUND - (Fatal) - All FUND codes must be valid. **Passed**

CHECKGOAL - (Fatal) - All GOAL codes must be valid. **Passed**

CHECKOBJECT - (Fatal) - All OBJECT codes must be valid. **Passed**

CHECKRESOURCE - (Warning) - All RESOURCE codes must be valid. **Passed**

CHK-FDXRS7690xOB8590 - (Fatal) - Funds 19, 57, 63, 66, 67, and 73 with Object 8590, All Other State Revenue, must be used in combination with Resource 7690, STRS-On Behalf Pension Contributions. **Passed**

CHK-FUNCTIONxOBJECT - (Fatal) - All FUNCTION and OBJECT account code combinations must be valid. **Passed**

CHK-FUNDxFUNCTION-A - (Warning) - All FUND (funds 01 through 12, 19, 57, 62, and 73) and FUNCTION account code combinations should be valid. **Passed**

CHK-FUNDxFUNCTION-B - (Fatal) - All FUND (all funds except for 01 through 12, 19, 57, 62, and 73) and FUNCTION account code combinations must be valid. **Passed**

CHK-FUNDxGOAL - (Warning) - All FUND and GOAL account code combinations should be valid. **Passed**

CHK-FUNDxOBJECT - (Fatal) - All FUND and OBJECT account code combinations must be valid. **Passed**

CHK-FUNDxRESOURCE - (Warning) - All FUND and RESOURCE account code combinations should be valid. **Passed**

CHK-GOALxFUNCTION-A - (Fatal) - Goal and Function account code combinations (all goals with expenditure objects 1000-7999 in functions 1000-1999 and 4000-5999) must be valid. NOTE: Functions not included in the GOALxFUNCTION table (0000, 2000-3999, 6000-6999, 7100-7199, 7210, 8000-8999) are not checked and will pass the TRC.	<u>Passed</u>
CHK-GOALxFUNCTION-B - (Fatal) - General administration costs (functions 7200-7999, except 7210) must be direct-charged to an Undistributed, Nonagency, or County Services to Districts goal (Goal 0000, 7100-7199, or 8600-8699).	<u>Passed</u>
CHK-RES6500XOBJ8091 - (Fatal) - There is no activity in Resource 6500 (Special Education) with Object 8091 (LCFF Transfers-Current Year) or 8099 (LCFF/Revenue Limit Transfers-Prior Years).	<u>Passed</u>
CHK-RESOURCExOBJECTA - (Warning) - All RESOURCE and OBJECT (objects 8000 through 9999, except for 9791, 9793, and 9795) account code combinations should be valid.	<u>Passed</u>
CHK-RESOURCExOBJECTB - (Informational) - All RESOURCE and OBJECT(objects 9791, 9793, and 9795) account code combinations should be valid.	<u>Passed</u>
CHK-RS-LOCAL-DEFINED - (Fatal) - All locally defined resource codes must roll up to a CDE defined resource code.	<u>Passed</u>
PY-EFB=CY-BFB - (Fatal) - Prior year ending fund balance (preloaded from last year's unaudited actuals submission) must equal current year beginning fund balance (Object 9791).	<u>Passed</u>
PY-EFB=CY-BFB-RES - (Fatal) - Prior year ending balance (preloaded from last year's unaudited actuals submission) must equal current year beginning balance (Object 9791), by fund and resource.	<u>Passed</u>
SPECIAL-ED-GOAL - (Fatal) - Special Education revenue and expenditure transactions (resources 3300-3405, and 6500-6540, objects 1000-8999) must be coded to a Special Education 5000 goal or to Goal 7110, Nonagency-Educational. This technical review check excludes Early Intervening Services resources 3307, 3309, 3312, 3318, and 3332.	<u>Passed</u>
<u>GENERAL LEDGER CHECKS</u>	
AR-AP-POSITIVE - (Fatal) - Accounts Receivable (Object 9200), Due from Other Funds (Object 9310), Accounts Payable (Object 9500), and Due to Other Funds (Object 9610) should have a positive balance by resource, by fund.	<u>Passed</u>
CEFB-POSITIVE - (Fatal) - Components of Ending Fund Balance/Net Position (objects 9700-9789, 9796, and 9797) must be positive individually by resource, by fund.	<u>Passed</u>
CEFB=FD-EQUITY - (Fatal) - Components of Ending Fund Balance/Net Position (objects 9710-9790, 9796, and 9797) must agree with Fund Equity (Assets [objects 9100-9489] plus Deferred Outflows of Resources [objects 9490-9499] minus Liabilities [objects 9500-9689] minus Deferred Inflows of Resources [objects 9690-9699]).	<u>Passed</u>
CONSOLIDATED-ADM-BAL - (Fatal) - Net expenditures and assets minus liabilities must equal zero for Resource 3155, ESEA (ESSA): Consolidated Administrative Funds.	<u>Passed</u>
CONTRIB-RESTR-REV - (Fatal) - Contributions from Restricted Revenues (Object 8990) must net to zero by fund.	<u>Passed</u>
CONTRIB-UNREST-REV - (Fatal) - Contributions from Unrestricted Revenues (Object 8980) must net to zero by fund.	<u>Passed</u>

DUE-FROM=DUE-TO - (Fatal) - Due from Other Funds (Object 9310) must equal Due to Other Funds (Object 9610). Passed

EFB-POSITIVE - (Warning) - Ending balance (Object 979Z) is negative for the following resources. Please explain the cause of the negative balances and your plan to resolve them. Exception

FUND	RESOURCE	NEG. EFB
35	7710	(\$1,457.56)
Explanation: Fund 3510 is a subset of Fund 35. Combining the two funds results to positive fund balance.		
Total of negative resource balances for Fund 35		(\$1,457.56)

EPA-CONTRIB - (Fatal) - There should be no contributions (objects 8980-8999) to the Education Protection Account (Resource 1400). Passed

EXCESS-ASSIGN-REU - (Fatal) - Amounts reported in Other Assignments (Object 9780) and/or Reserve for Economic Uncertainties (REU) (Object 9789) should not create a negative amount in Unassigned/Unappropriated (Object 9790) by fund and resource (for all funds except funds 61 through 95). Passed

EXP-POSITIVE - (Warning) - Expenditure amounts (objects 1000-7999) should be positive by function, resource, and fund. Passed

INTERFD-DIR-COST - (Fatal) - Transfers of Direct Costs - Interfund (Object 5750) must net to zero for all funds. Passed

INTERFD-IN-OUT - (Fatal) - Interfund Transfers In (objects 8910-8929) must equal Interfund Transfers Out (objects 7610-7629). Passed

INTERFD-INDIRECT - (Fatal) - Transfers of Indirect Costs - Interfund (Object 7350) must net to zero for all funds. Passed

INTERFD-INDIRECT-FN - (Fatal) - Transfers of Indirect Costs - Interfund (Object 7350) must net to zero by function. Passed

INTRA-FD-DIR-COST - (Fatal) - Transfers of Direct Costs (Object 5710) must net to zero by fund. Passed

INTRA-FD-INDIRECT - (Fatal) - Transfers of Indirect Costs (Object 7310) must net to zero by fund. Passed

INTRA-FD-INDIRECT-FN - (Fatal) - Transfers of Indirect Costs (Object 7310) must net to zero by function. Passed

LCFF-TRANSFER - (Fatal) - LCFF Transfers (objects 8091 and 8099) must net to zero, individually. Passed

LOTTERY-CONTRIB - (Fatal) - There should be no contributions (objects 8980-8999) to the lottery (resources 1100 and 6300) or from the Lottery: Instructional Materials (Resource 6300). Passed

NET-INV-CAP-ASSETS - (Warning) - If capital asset amounts are imported/keyed, objects 9400-9489, (Capital Assets) in funds 61-95, then an amount should be recorded for Object 9796 (Net Investment in Capital Assets) within the same fund. Passed

OBJ-POSITIVE - (Warning) - The following objects have a negative balance by resource, by fund: Exception

FUND	RESOURCE	OBJECT	VALUE
35	7710	9790	(\$1,457.56)

Explanation: Fund 3510 is a subset of Fund 35. Combining the two funds results to positive fund balance.

PASS-THRU-REV=EXP - (Warning) - Pass-through revenues from all sources (objects 8287, 8587, and 8697) should equal transfers of pass-through revenues to other agencies (objects 7211 through 7213, plus 7299 for Resource 3327), by fund and resource. **Passed**

REV-POSITIVE - (Warning) - Revenue amounts exclusive of contributions (objects 8000-8979) should be positive by resource, by fund. **Passed**

RS-NET-POSITION-ZERO - (Fatal) - Restricted Net Position (Object 9797), in unrestricted resources, must be zero, by resource, in funds 61 through 95. **Passed**

SE-PASS-THRU-REVENUE - (Warning) - Transfers of special education pass-through revenues are not reported in the general fund for the Administrative Unit of a Special Education Local Plan Area. **Passed**

UNASSIGNED-NEGATIVE - (Fatal) - Unassigned/Unappropriated balance (Object 9790) must be zero or negative, by resource, in all funds except the general fund and funds 61 through 95. **Passed**

UNR-NET-POSITION-NEG - (Fatal) - Unrestricted Net Position (Object 9790), in restricted resources, must be zero or negative, by resource, in funds 61 through 95. **Passed**

SUPPLEMENTAL CHECKS

ASSET-ACCUM-DEPR-NEG - (Fatal) - In Form ASSET, accumulated depreciation and amortization for governmental and business-type activities must be zero or negative. **Passed**

ASSET-IMPORT - (Fatal) - If capital asset amounts are imported/keyed (Function 8500, Facilities Acquisition and Construction, or objects 6XXX, Capital Outlay, or objects 9400-9489, Capital Assets, in funds 61-67), then capital asset supplemental data (Form ASSET) must be provided. **Passed**

ASSET-PY-BAL - (Fatal) - If capital asset ending balances were included in the prior year unaudited actuals, the Schedule of Capital Assets (Form ASSET) must be provided. **Passed**

CURRENT-CALC-EXP - (Informational) - The Percent of Current Cost of Education Expended for Classroom Compensation (Line 15 in Form CEA) must equal or exceed 60% for elementary, 55% for unified, and 50% for high school districts under EC Section 41372, unless the district is exempt pursuant to EC Section 41374. **Passed**

DEBT-ACTIVITY - (Informational) - If long-term debt exists, there should be activity entered in the Schedule of Long-Term Liabilities (Form DEBT) for each type of debt. **Passed**

DEBT-IMPORT - (Fatal) - If long-term debt amounts are imported/keyed, the long-term debt supplemental data (Form DEBT) must be provided. **Passed**

DEBT-POSITIVE - (Fatal) - In Form DEBT, long-term liability ending balances must be positive. **Passed**

DEBT-PY-BAL - (Fatal) - If long-term liability ending balances were included in the prior year unaudited actuals data, the Schedule of Long-Term Liabilities (Form DEBT) must be provided. **Passed**

ESMOE-ADA - (Fatal) - If Form ESMOE is completed, ADA must be reported in Section II, Line A. **Passed**

ESMOE-IMPORT - (Fatal) - If Every Student Succeeds Act amounts are imported, then the Every Student Succeeds Act Maintenance of Effort form, Form ESMOE, must be provided. **Passed**

IC-ADMIN-NOT-ZERO - (Fatal) - Other General Administration costs (Part III, Line A1) in Form ICR should not be zero. **Passed**

IC-ADMIN-PLANT-SVCS - (Warning) - Percentage of plant services costs attributable to general administration should not be zero or exceed 25%.	<u>Passed</u>
IC-BD-SUPT-NOT-ZERO - (Warning) - Board and Superintendent costs (Part III, Line B7) in Form ICR should not be zero.	<u>Passed</u>
IC-BD-SUPT-VS-ADMIN - (Warning) - In Form ICR, the ratio of Board and Superintendent costs (Part III, Line B7) to Other General Administration costs (Part III, Line A1) should not be less than 5%.	<u>Passed</u>
IC-EXCEEDS-LEA-RATE - (Warning) - The indirect cost rate used in one or more programs (Form ICR, Exhibit A - Rate Used) exceeds the LEA's approved indirect cost rate. Please review your records and make any necessary corrections. Explanation: Schedule A does not show charges that exceed the indirect cost rate. It is most likely due to rounding up.	<u>Exception</u>
IC-PCT - (Warning) - The straight indirect cost percentage before the carry-forward adjustment (Form ICR, Part III, Line C) is between 2% and 9%.	<u>Passed</u>
IC-POSITIVE - (Warning) - The indirect cost rate after the carry-forward adjustment (Form ICR, Part III, Line D) should be positive.	<u>Passed</u>
LOT-CONTRIB-IMPORT-A - (Fatal) - If State Lottery revenue (Resource 1100) is contributed to other resources (Object 8980), supplemental data for those contributions must be entered in Form L.	<u>Passed</u>
LOT-CONTRIB-IMPORT-B - (Warning) - If State Lottery revenue (Resource 1100) is contributed to other resources (Object 8980), supplemental expenditure data for those contributions should be entered in Form L.	<u>Passed</u>
LOT-IMPORT - (Fatal) - If lottery amounts are imported in resources 1100 and/or 6300, then the Lottery Report, Form L, must be completed and saved.	<u>Passed</u>
PCR-ALLOC-NO-DIRECT - (Warning) - In forms PCR/PCRAF, costs should normally only be allocated to goals that have direct costs.	<u>Passed</u>
PCR-GF-EXPENDITURES - (Fatal) - Total Costs by Program in Form PCR, Column 6 should agree with total expenditures (objects 1000-7999) in funds 01, 09, and 62.	<u>Passed</u>
PCRAF-UNDISTRIBUTED - (Fatal) - Allocation factors must be entered in Form PCRAF for support functions with costs in undistributed goals (goals 0000 and 9000).	<u>Passed</u>
<u>EXPORT VALIDATION CHECKS</u>	
ADA-PROVIDE - (Fatal) - Average Daily Attendance data (Form A) must be provided.	<u>Passed</u>
CEA-PROVIDE - (Fatal) - Current Expense Formula/Minimum Classroom Compensation data (Form CEA) must be provided.	<u>Passed</u>
CHK-DEPENDENCY - (Fatal) - If data has changed that affect other forms, the affected forms must be opened and saved.	<u>Passed</u>
CHK-EXTRACTED-DATA-SOURCE - (Warning) - All forms that extract data from a prior reporting period use the same source extraction submission	<u>Passed</u>

CHK-UNBALANCED-A - (Warning) - Unbalanced and/or incomplete data in any of the forms should be corrected before an official export is completed. **Passed**

CHK-UNBALANCED-B - (Fatal) - Unbalanced and/or incomplete data in any of the forms must be corrected before an official export is completed. **Passed**

FORM01-PROVIDE - (Fatal) - Form 01 (Form 01I) must be opened and saved. **Passed**

GANN-PROVIDE - (Fatal) - Appropriations Limit Calculations supplemental data (Form GANN) must be provided. **Passed**

ICR-PROVIDE - (Fatal) - Indirect Cost Rate Worksheet (Form ICR) must be provided. **Passed**

UNAUDIT-CERT-PROVIDE - (Fatal) - Unaudited Actual Certification (Form CA) must be provided. **Passed**

VERSION-CHECK - (Warning) - All versions are current. **Passed**

**CENTRAL UNION SCHOOL DISTRICT
RESOLUTION #S-09-11-2023**

**BEFORE THE BOARD OF TRUSTEES
OF THE CENTRAL UNION SCHOOL DISTRICT
KINGS COUNTY, CALIFORNIA**

**A RESOLUTION
REGARDING THE GANN AMENDMENT**

WHEREAS, in November 1979, the California electorate did adopt Proposition 4, commonly called the Gann Amendment, which added Article XIIB to the California Constitution; and

WHEREAS, the provisions of that article establish maximum appropriation limitations, commonly called “Gann Limits” for public agencies, including Central Union School District; and

WHEREAS, The Central Union School District must establish a Gann Limit for the 2022-2023 fiscal year and estimate a limit for 2023-2024 in accordance with the provisions of Article XIIB and applicable statutory law;

NOW THEREFORE BE IT RESOLVED, that the Central Union School District does provide public notice that attached calculations and documentation of the Gann limits for the 2022-2023 and the 2023-2024 fiscal years are made in accord with applicable constitutional and statutory law; and

BE IT FURTHER RESOLVED that the Superintendent provided copies of the resolution along with appropriate attachments to interested citizens of this District.

The foregoing Resolution, **#S-09-11-2023**, was adopted at a regular meeting of the Board of Trustees of the Central Union Elementary School District on this 11th day of September 2023, by the following vote:

AYE	NO	ABSTAIN	ABSENT
-----	----	---------	--------

<hr/> Dale Davidson, Area 1	<input type="checkbox"/>	<input type="checkbox"/>	<input type="checkbox"/>	<input type="checkbox"/>
<hr/> Jeffrey Gilcrease, Area 2	<input type="checkbox"/>	<input type="checkbox"/>	<input type="checkbox"/>	<input type="checkbox"/>
<hr/> Vacant, Area 3	<input type="checkbox"/>	<input type="checkbox"/>	<input type="checkbox"/>	<input type="checkbox"/>
<hr/> Vacant, Area 4	<input type="checkbox"/>	<input type="checkbox"/>	<input type="checkbox"/>	<input type="checkbox"/>
<hr/> Ceil Howe, III, Area 5	<input type="checkbox"/>	<input type="checkbox"/>	<input type="checkbox"/>	<input type="checkbox"/>

I, Jeffrey Gilcrease, Clerk of the Board of Trustees of the Central Union School District, do hereby certify that the foregoing Resolution was regularly introduced, passed and adopted by the Board of Trustees at its meeting held on September 11, 2023.

Jeffrey Gilcrease, Clerk
Board of Trustees
Central Union School District
Kings County, California

	2022-23 Calculations			2023-24 Calculations		
	Extracted Data	Adjustments*	Entered Data/Totals	Extracted Data	Adjustments*	Entered Data/Totals
A. PRIOR YEAR DATA	2021-22 Actual			2022-23 Actual		
2021-22 Actual Appropriations Limit and Gann ADA are from district's prior year Gann data reported to the CDE)						
1. FINAL PRIOR YEAR APPROPRIATIONS LIMIT (Preload/Line D11, PY column)	13,446,763.12		13,446,763.12			14,395,468.56
2. PRIOR YEAR GANN ADA (Preload/Line B3, PY column)	1,604.52		1,604.52			1,597.10
ADJUSTMENTS TO PRIOR YEAR LIMIT	Adjustments to 2021-22			Adjustments to 2022-23		
3. District Lapses, Reorganizations and Other Transfers						
4. Temporary Voter Approved Increases						
5. Less: Lapses of Voter Approved Increases						
6. TOTAL ADJUSTMENTS TO PRIOR YEAR LIMIT (Lines A3 plus A4 minus A5)			0.00			0.00
7. ADJUSTMENTS TO PRIOR YEAR ADA (Only for district lapses, reorganizations and other transfers, and only if adjustments to the appropriations limit are entered in Line A3 above)						
B. CURRENT YEAR GANN ADA	2022-23 P2 Report			2023-24 P2 Estimate		
2022-23 data should tie to Principal Apportionment Data Collection attendance reports and include ADA for charter schools reporting with the district)						
1. Total K-12 ADA (Form A, Line A6)	1,597.10		1,597.10	1,704.35		1,704.35
2. Total Charter Schools ADA (Form A, Line C9)	0.00		0.00	0.00		0.00
3. TOTAL CURRENT YEAR P2 ADA (Line B1 plus B2)			1,597.10			1,704.35
C. CURRENT YEAR LOCAL PROCEEDS OF TAXES/STATE AID RECEIVED	2022-23 Actual			2023-24 Budget		
TAXES AND SUBVENTIONS (Funds 01, 09, and 62)						
1. Homeowners' Exemption (Object 8021)	24,041.55		24,041.55	7,060.00		7,060.00
2. Timber Yield Tax (Object 8022)	0.00		0.00	0.00		0.00
3. Other Subventions/In-Lieu Taxes (Object 8029)	86.74		86.74	0.00		0.00
4. Secured Roll Taxes (Object 8041)	890,778.05		890,778.05	832,862.00		832,862.00
5. Unsecured Roll Taxes (Object 8042)	54,546.37		54,546.37	55,734.00		55,734.00
6. Prior Years' Taxes (Object 8043)	33,410.87		33,410.87	0.00		0.00
7. Supplemental Taxes (Object 8044)	37,543.87		37,543.87	34,200.00		34,200.00

	2022-23 Calculations			2023-24 Calculations		
	Extracted Data	Adjustments*	Entered Data/Totals	Extracted Data	Adjustments*	Entered Data/Totals
8. Ed. Rev. Augmentation Fund (ERAF) (Object 8045)	(169,624.58)		(169,624.58)	(289,401.00)		(289,401.00)
9. Penalties and Int. from Delinquent Taxes (Object 8048)	0.00		0.00	0.00		0.00
10. Other In-Lieu Taxes (Object 8082)	0.00		0.00	0.00		0.00
11. Comm. Redevelopment Funds (objects 8047 & 8625)	14,639.03		14,639.03	8,317.00		8,317.00
12. Parcel Taxes (Object 8621)	0.00		0.00	0.00		0.00
13. Other Non-Ad Valorem Taxes (Object 8622) (Taxes only)	0.00		0.00	0.00		0.00
14. Penalties and Int. from Delinquent Non-LCFF Taxes (Object 8629) (Only those for the above taxes)	0.00		0.00	0.00		0.00
15. Transfers to Charter Schools in Lieu of Property Taxes (Object 8096)						
16. TOTAL TAXES AND SUBVENTIONS (Lines C1 through C15)	885,421.90	0.00	885,421.90	648,772.00	0.00	648,772.00
OTHER LOCAL REVENUES (Funds 01, 09, and 62)						
17. To General Fund from Bond Interest and Redemption Fund (Excess debt service taxes) (Object 8914)	0.00		0.00	0.00		0.00
18. TOTAL LOCAL PROCEEDS OF TAXES (Lines C16 plus C17)	885,421.90	0.00	885,421.90	648,772.00	0.00	648,772.00
EXCLUDED APPROPRIATIONS						
19a. Medicare (Enter federally mandated amounts only from objs. 3301 & 3302; do not include negotiated amounts)			306,616.00			312,748.00
19b. Qualified Capital Outlay Projects						
19c. Routine Restricted Maintenance Account (Fund 01, Resource 8150, Objects 8900-8999)	955,515.28		955,515.28	800,000.00		800,000.00
OTHER EXCLUSIONS						
20. Americans with Disabilities Act						
21. Unreimbursed Court Mandated Desegregation Costs						
22. Other Unfunded Court-ordered or Federal Mandates						
23. TOTAL EXCLUSIONS (Lines C19 through C22)	955,515.28	0.00	1,262,131.28	800,000.00	0.00	1,112,748.00
STATE AID RECEIVED (Funds 01, 09, and 62)						
24. LCFF - CY (objects 8011 and 8012)	18,561,501.00		18,561,501.00	19,551,005.00		19,551,005.00
25. LCFF/Revenue Limit State Aid - Prior Years (Object 8019)	6,406.00		6,406.00	22,438.00		22,438.00
26. TOTAL STATE AID RECEIVED (Lines C24 plus C25)	18,567,907.00	0.00	18,567,907.00	19,573,443.00	0.00	19,573,443.00
DATA FOR INTEREST CALCULATION						
27. Total Revenues (Funds 01, 09 & 62; objects 8000-8799)	38,956,888.46		38,956,888.46	36,704,064.84		36,704,064.84

	2022-23 Calculations			2023-24 Calculations		
	Extracted Data	Adjustments*	Entered Data/Totals	Extracted Data	Adjustments*	Entered Data/Totals
28. Total Interest and Return on Investments (Funds 01, 09, and 62; objects 8660 and 8662)	380,197.71		380,197.71	100,000.00		100,000.00
D. APPROPRIATIONS LIMIT CALCULATIONS	2022-23 Actual			2023-24 Budget		
PRELIMINARY APPROPRIATIONS LIMIT						
1. Revised Prior Year Program Limit (Lines A1 plus A6)			13,446,763.12			14,395,468.56
2. Inflation Adjustment			1.0755			1.0444
3. Program Population Adjustment (Lines B3 divided by [A2 plus A7]) (Round to four decimal places)			0.9954			1.0672
4. PRELIMINARY APPROPRIATIONS LIMIT (Lines D1 times D2 times D3)			14,395,468.56			16,044,954.33
APPROPRIATIONS SUBJECT TO THE LIMIT						
5. Local Revenues Excluding Interest (Line C18)			885,421.90			648,772.00
6. Preliminary State Aid Calculation						
a. Minimum State Aid in Local Limit (Greater of \$120 times Line B3 or \$2,400; but not greater than Line C26 or less than zero)			191,652.00			204,522.00
b. Maximum State Aid in Local Limit (Lesser of Line C26 or Lines D4 minus D5 plus C23; but not less than zero)			14,772,177.94			16,508,930.33
c. Preliminary State Aid in Local Limit (Greater of Lines D6a or D6b)			14,772,177.94			16,508,930.33
7. Local Revenues in Proceeds of Taxes						
a. Interest Counting in Local Limit (Line C28 divided by [Lines C27 minus C28] times [Lines D5 plus D6c])			154,315.56			46,873.76
b. Total Local Proceeds of Taxes (Lines D5 plus D7a)			1,039,737.46			695,645.76
8. State Aid in Proceeds of Taxes (Greater of Line D6a, or Lines D4 minus D7b plus C23; but not greater than Line C26 or less than zero)			14,617,862.39			16,462,056.57
9. Total Appropriations Subject to the Limit						
a. Local Revenues (Line D7b)			1,039,737.46			
b. State Subventions (Line D8)			14,617,862.39			
c. Less: Excluded Appropriations (Line C23)			1,262,131.28			
d. TOTAL APPROPRIATIONS SUBJECT TO THE LIMIT (Lines D9a plus D9b minus D9c)			14,395,468.56			
10. Adjustments to the Limit Per Government Code Section 7902.1 (Line D9d minus D4)			0.00			
SUMMARY						
11. Adjusted Appropriations Limit						
	2022-23 Actual			2023-24 Budget		

**CENTRAL UNION SCHOOL DISTRICT
RESOLUTION #O-09-11-2023**

**BEFORE THE BOARD OF TRUSTEES OF THE
CENTRAL UNION SCHOOL DISTRICT
KINGS COUNTY, CALIFORNIA**

**IN THE MATTER OF
RESOLUTION REGARDING SUFFICIENCY OF INSTRUCTIONAL MATERIALS:**

WHEREAS, the governing board of the Central Union School District, in order to comply with the requirements of Education Code Section 60119 held a public hearing on September 11, 2023 at 6:00 p.m. o'clock, which is on or before the eighth week of school (between the first day that students attend school and the eighth week from that day) and which did not take place during or immediately following school hours, and;

WHEREAS, the governing board provided at least 10 days notice of the public hearing posted in at least three public places within the District that stated the time, place, and purpose of the hearing, and;

WHEREAS, the governing board encouraged participation by parents, teachers, members of the community, and bargaining unit leaders in the public hearing, and;

FOR A FINDING OF SUFFICIENT INSTRUCTIONAL MATERIALS:

WHEREAS, information provided at the public hearing and to the governing board at the public meeting detailed the extent to which textbooks and instructional materials were provided to all students, including English learners, in the District and;

WHEREAS, the definition of "sufficient textbooks or instructional materials" means that each pupil has a textbook or instructional materials, or both, to use in class and to take home and:

WHEREAS, sufficient textbooks and instructional materials were provided to each student, including English learners that are aligned to the academic content standards and consistent with the cycles and content of the curriculum frameworks in the following subjects:

Subject	Grade Level	Publisher	Title
Mathematics	K-5	McGraw-Hill	My Math
	6-8	McGraw-Hill	Course 1, 2, & 3
Science	K-5	McGraw-Hill	Inspire Science
	6-8	UC Berkeley- Lawrence Hall of Science	Amplify Science – California Edition
History Social Science	K-5	Pearson	My World
	6-8	National Geographic	6-7 World History 8 US History
English/Language Arts	K-5	McGraw-Hill	CA Wonders
	6-8	Houghton Mifflin Harcourt	Collections
English Language Development	K-5	McGraw-Hill	CA Wonders
	6-8	Houghton Mifflin Harcourt	Collections

WHEREAS, sufficient textbooks or instructional materials were provided to each pupil enrolled in visual and performing arts, and;

THEREFORE, it is resolved that for the **2023-24** school year, the Central Union School District has provided each pupil with sufficient textbooks and instructional materials aligned to the academic content standards and consistent with the cycles and content of the curriculum frameworks.

The foregoing Resolution was adopted at a regular meeting of the Board of Trustees of the Central Union Elementary School District on this 11th day of September, 2023 by the following vote:

	AYE	NO	ABSTAIN	ABSENT
<hr/> Dale Davidson, Trustee Area 1	<input type="checkbox"/>	<input type="checkbox"/>	<input type="checkbox"/>	<input type="checkbox"/>
<hr/> Jeffrey Gilcrease, Trustee Area 2	<input type="checkbox"/>	<input type="checkbox"/>	<input type="checkbox"/>	<input type="checkbox"/>
<hr/> Vacant, Trustee Area 3	<input type="checkbox"/>	<input type="checkbox"/>	<input type="checkbox"/>	<input type="checkbox"/>
<hr/> Vacant, Trustee Area 4	<input type="checkbox"/>	<input type="checkbox"/>	<input type="checkbox"/>	<input type="checkbox"/>
<hr/> Ceil Howe, III, Trustee Area 5	<input type="checkbox"/>	<input type="checkbox"/>	<input type="checkbox"/>	<input type="checkbox"/>

I, Jeffrey Gilcrease, Clerk of the Board of Trustees of the Central Union School District, do hereby certify that the foregoing Resolution was regularly introduced, passed and adopted by the Board of Trustees at its meeting held on September 11, 2023.

Jeffrey Gilcrease, Clerk
Board of Trustees
Central Union School District
Kings County, California

**CENTRAL UNION SCHOOL DISTRICT
RESOLUTION #P-09-11-2023**

**BEFORE THE BOARD OF TRUSTEES
OF THE CENTRAL UNION SCHOOL DISTRICT
KINGS COUNTY, CALIFORNIA**

**A RESOLUTION
RECOGNIZING THE IMPORTANCE OF SCHOOL ATTENDANCE
AND HIGHLIGHTING ATTENDANCE AWARENESS MONTH**

WHEREAS, the Central Union Board of Trustees recognizes that good attendance is essential to student achievement and school success, and is committed to dedicating our resources and attention to reducing chronic absenteeism rates; and

WHEREAS, student absenteeism and lost instructional opportunities have profoundly impacted the nation's children, and disproportionately those who are most vulnerable; and

WHEREAS, research shows the clear benefits of regular school attendance, and the high costs related to absenteeism, including students not being able to read by third grade and dropping out of high school.

WHEREAS, the Central Union School Board affirms the use of chronic absence data along with other indicators to identify where the instructional losses are occurring, and invest resources and expanded learning options to support engagement and recovery with student learning due to absences; and

WHEREAS, absenteeism also undermines efforts to improve schools, as it is challenging to measure improvement when students are not in class to benefit from the classroom instruction; and

WHEREAS, improving attendance, student health, and reducing chronic absence takes commitment, collaboration and tailored approaches to particular challenges and strengths in each community; and

WHEREAS, schools and districts can focus on tracking attendance, and can calculate and share the data on how many students are chronically absent so that the attendance gaps can be analyzed and schools can deliver the right interventions to the students in need; and

WHEREAS, chronic absence can be significantly reduced when schools, families and communities work together to monitor and promote good attendance and support appropriate health hygiene to address hurdles that keep children from getting to school: now

THEREFORE BE IT RESOLVED THAT, as the Board of Education of the Central Union School District, we proclaim our school district will stand with the nation in recognizing September as “Attendance Awareness Month.”; and

BE IT FURTHER RESOLVED THAT, the Central Union School District is committed to monitoring and tracking regular school attendance, and will utilize appropriate avenues, fiscal resources, and interventions to support this endeavor; and

BE IT FURTHER RESOLVED THAT, the Central Union School District is committed to focus on the reduction of chronic absenteeism, has developed and established goals for this reduction, and strives to provide all children an equitable opportunity to learn, grow and thrive academically, emotionally, and socially.

The foregoing Resolution, **#P-09-11-2023**, was adopted at a regular meeting of the Board of Trustees of the Central Union Elementary School District on this 11th day of September 2023, by the following vote:

	AYE	NO	ABSTAIN	ABSENT
<hr/>	<input type="checkbox"/>	<input type="checkbox"/>	<input type="checkbox"/>	<input type="checkbox"/>
Dale Davidson, Area 1	<input type="checkbox"/>	<input type="checkbox"/>	<input type="checkbox"/>	<input type="checkbox"/>
<hr/>	<input type="checkbox"/>	<input type="checkbox"/>	<input type="checkbox"/>	<input type="checkbox"/>
Jeffrey Gilcrease, Area 2	<input type="checkbox"/>	<input type="checkbox"/>	<input type="checkbox"/>	<input type="checkbox"/>
<hr/>	<input type="checkbox"/>	<input type="checkbox"/>	<input type="checkbox"/>	<input type="checkbox"/>
Vacant, Area 3	<input type="checkbox"/>	<input type="checkbox"/>	<input type="checkbox"/>	<input type="checkbox"/>
<hr/>	<input type="checkbox"/>	<input type="checkbox"/>	<input type="checkbox"/>	<input type="checkbox"/>
Vacant, Area 4	<input type="checkbox"/>	<input type="checkbox"/>	<input type="checkbox"/>	<input type="checkbox"/>
<hr/>	<input type="checkbox"/>	<input type="checkbox"/>	<input type="checkbox"/>	<input type="checkbox"/>
Ceil Howe, III, Area 5	<input type="checkbox"/>	<input type="checkbox"/>	<input type="checkbox"/>	<input type="checkbox"/>

I, **Jeffrey Gilcrease**, Clerk of the Board of Trustees of the Central Union School District, do hereby certify that the foregoing Resolution was regularly introduced, passed and adopted by the Board of Trustees at its meeting held on September 11, 2023.

Jeffrey Gilcrease, Clerk
Board of Trustees
Central Union School District
Kings County, California